

**Grayzo**  
Door & Partition Systems

# CATALOGUE

**Crafting Excellence  
Since 2005**

Grayzo has been at the forefront of innovation and quality in door and partition solutions for nearly two decades.

**A Commitment to  
Quality**


Our dedication to quality craftsmanship and sustainable practices sets us apart in the industry.

---


[www.grayzo.in](http://www.grayzo.in)



# ABOUT US



Welcome to Grayzo, a prominent Door and Partition company established in 2005 in Gurugram, Haryana. We take pride in crafting high-quality, environmental friendly doors with exceptional attention to detail. Our innovative manufacturing process eliminates the need for silicone, ensuring durability and insulation for superior energy efficiency. Grayzo serves luxury homes, enhancing their elegance, and commercial properties, providing robust security. Our silicone-free doors offer longevity and low maintenance, making them a hassle-free choice. Experience the fusion of luxury, durability, and sustainability with Grayzo Doors and Partition - your one stop solution for glass doors and partition systems.



# WHY CHOOSE US?

## On-Time Delivery

Understanding the importance of time in today's fast-paced world, Grayzo places a paramount emphasis on delivering our products when you need them. Our streamlined production process, efficient supply chain management, and global distribution network enable us to meet deadlines without compromise.

## Client Satisfaction

Our success is deeply rooted in the satisfaction of our customers. We believe in fostering long-lasting relationships by prioritizing your needs and preferences.

## Worldwide Access

Grayzo operates on a global scale, we maintain a local touch that resonates with businesses and industries across the world. We understand the significance of cultural nuances and regional requirements, allowing us to serve a diverse clientele with utmost effectiveness.

## Quality Assured

At the heart of our business philosophy lies an unwavering focus on quality. Each wire mesh and fabric glass product that bears the Grayzo name is a testament to our dedication to excellence.






# DELTA SERIES

Transform Your Space with Elegance





## DELTA SYNCHRO SLIDING DOOR

Presenting the Delta Synchro Sliding Door - a blend of flawless functionality and contemporary design. This innovative door system, known as "synchro sliding," synchronizes the smooth sliding motion of one door with the effortless opening of the other, ensuring a seamless experience. With a maximum height reaching 12 feet, the Delta Synchro Sliding Door offers a spacious entrance, granting easy access to larger areas. Bid farewell to unattractive floor tracks and visible hardware. Our synchro sliding doors boost an ultra-sleek design, concealing all elements on the floor and hardware, resulting in a clean and minimalist look that elevates the aesthetics of any space. Immerse yourself in the flawless integration of the Delta Synchro Sliding Door. Revel in the synchronized sliding feature, the sophistication of ultra-slim doors, and the hidden hardware embrace a contemporary and clutter-free ambiance that radiates elegance and charm.



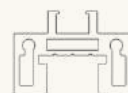
GSP 601



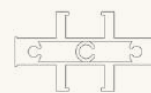
GSP 602



GSP 606



GSP 604



GSP 605



GPST 01

### AVAILABLE COLOR FINISHES


Champagne

Brush Gold

Black







## DELTA TELESCOPIC SLIDING DOOR

Our elegant range of telescopic systems offers up to 70% total area access, as all the doors overlap and park on a single fixed door. We provide 3, 4, and 5 door solutions for greater access and wider area coverage, ensuring maximum utilization of your space. Featuring the slimmest aluminum sections available in the nation, our innovative designs now include arc-shaped solutions, adding a unique architectural element to any setting. Crafted with precision and attention to detail, our telescopic systems are designed to seamlessly blend with any interior, providing both functionality and aesthetic appeal. The sleek, modern design is complemented by the durability and strength of the materials used, guaranteeing long-lasting performance. In addition to our standard offerings, we provide a wide range of glass options including fabric, wire mesh, clear, frosted, tinted, and patterned glass, allowing clients to customize their designs according to their specific preferences. From residential to commercial applications, our telescopic systems are versatile enough to fit any project, transforming your space with a perfect blend of style, functionality, and innovation.



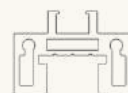
GSP 601



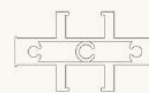
GSP 602



GSP 606



GSP 604



GSP 605



GPST 01

### AVAILABLE COLOR FINISHES


Champagne

Brush Gold

Black







## DELTA TWO WAY TELESCOPIC SLIDING DOOR

Introducing the Delta Two-Way Sliding Door: This innovative door allows movement in both directions, left and right, enhancing your space with elegance. Our doors are available in various styles such as fabric glass, wire mesh, and figured glass. They can be customized with features like soft-close mechanisms and telescopic options including 2+2, 3+3, and 4+4 configurations.

At Grayzo Door and Partitions Systems, we offer a wide range of profile colors including champagne, brushed gold, and black. Explore your space with Delta Two-Way Sliding Door and elevate your environment with luxury and elegance. Welcome to Grayzo, your one-stop solution for luxury doors and windows.



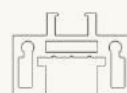
GSP 601



GSP 602



GSP 606



GSP 604



GSP 605



GPST 01

### AVAILABLE COLOR FINISHES


Champagne

Brush Gold

Black







## DELTA SOFT CLOSE SLIDING DOOR

Introducing the Delta Soft Close Sliding Door, an ideal choice for walk-in closets and kitchen areas, blending functionality and sophistication seamlessly. This innovative door system popular for its convenience and style, boasts a maximum height of 12 feet, making it suitable for various room sizes and layouts. The soft-close mechanism available in both fixed and sliding doors, ensures a gentle and quiet closing action, eliminating noisy and sudden closures for a tranquil environment. Designed with a sleek and tidy look, these doors feature hidden hardware for a minimalist and contemporary feel. Without floor tracks they maintain a seamless and unobtrusive design. Elevate the functionality and aesthetic appeal of your space with the elegance and convenience of Delta Soft Close Sliding Doors in your walk-in closet or kitchen area.



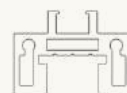
GSP 601



GSP 602



GSP 606



GSP 604



GSP 605

### AVAILABLE COLOR FINISHES


Champagne

Brush Gold

Black







## DELTA POCKET SLIDING DOOR

A pocket sliding door, also known as a Delta pocket sliding door, is an innovative interior door solution that saves space by sliding into a hidden pocket within the wall when opened. Unlike traditional hinged doors that swing open and occupy floor space, pocket doors glide smoothly along a track and disappear into a recessed compartment. The key benefit of pocket doors is their ability to optimize usable space, making them perfect for small rooms, narrow hallways, or areas with furniture constraints, as they eliminate the need for a swing radius. These doors create a seamless transition between rooms, allowing for an open and unobstructed flow. Available in a variety of finishes and customizable options, Delta pocket sliding doors can be tailored to match any interior design. Their sleek, modern aesthetic and practical functionality make them a popular choice for both contemporary and traditional settings.



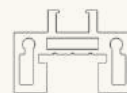
GSP 601



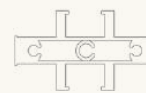
GSP 602



GSP 606



GSP 604



GSP 605



GPST 01


### AVAILABLE COLOR FINISHES

Champagne

Brush Gold

Black





## DELTA SWING DOOR WITH FLOOR SPRING

Presenting the Delta Swing Door with Floor Spring, a harmonious fusion of functionality and contemporary aesthetics. Referred to as a "swing door," this system facilitates dual-directional opening, enabling a luxurious and spacious feel. Available in Black, Brush Gold, and Champagne finishes, these doors can reach heights of up to 12 feet, creating expansive entrances that optimize natural light and ventilation.

Bid farewell to floor tracks and visible hardware. Our slender and sophisticated doors boast concealed components, resulting in a pristine and uncluttered appearance. Embrace the seamless operation of openable swing door coupled with the refined charm of the Delta Swing Doors.



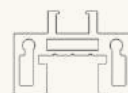
GSP 601



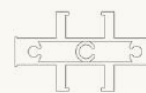
GSP 602



GSP 606



GSP 604



GSP 605

### AVAILABLE COLOR FINISHES

Champagne

Brush Gold

Black







## DELTA SWING DOOR WITH HINGE

Presenting the Delta Swing Door with Hinge, a harmonious fusion of functionality and contemporary aesthetics. Referred to as a "swing door," this system facilitates enabling a luxurious and spacious feel. Available in Black, Brush Gold, and Champagne finishes, doors can reach heights of up to 12 feet, creating expansive entrances that optimize natural light and ventilation. The innovative hinge, featuring a unique reverse spring mechanism, allows effortless door opening with just a gentle touch.

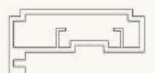
Bid farewell to floor tracks and visible hardware. Our slender and sophisticated doors boast concealed components, resulting in a pristine and uncluttered appearance. Embrace the seamless operation of openable swing door coupled with the refined charm of the Delta Swing Doors.



GSP 601



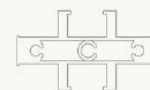
GSP 602



GSP 604



GSP 606



GSP 605

### AVAILABLE COLOR FINISHES

Champagne

Brush Gold

Black





# ADELA SERIES

Achieving Modern Elegance in Every Slide







## ADELA SYNCHRO SLIDING DOOR

Introducing the Adela Synchro Sliding Door—seamless functionality meets modern design. This innovative system, named "Synchronized sliding," ensures that opening one door triggers the smooth sliding of the other, creating a synchronized and effortless experience. Available in Black, Brush Gold, and Champagne, these doors reach up to 12 feet in height, offering expansive openings that enhance natural light and airflow. Designed to be ultra-slim and sleek, with no visible floor tracks or hardware, they create a clean, minimalist aesthetic. Engineered for both residential and commercial spaces, the Adela Synchro Sliding Door combines elegance with practicality, making it a versatile choice for any interior. With its advanced engineering and ease of maintenance, it's the perfect solution for modern living.



GSP 401



GSP 402



GSP 403



GSP 404



GSP 405



GPST 01

### AVAILABLE COLOR FINISHES

Champagne

Brush Gold

Black





## ADELA TELESCOPIC SLIDING DOOR

Introducing the Adela Telescopic Sliding Door—maximizing space with cutting-edge design. This innovative system features multiple sliding panels that overlap and stack neatly, providing up to 70% total area access and making it perfect for larger openings. Available in Black, Brush Gold, and Champagne, these doors can reach expansive widths, enhancing both natural light and airflow. Designed with the slimmest aluminium sections available, including options for arc-shaped solutions, they offer a sleek, modern aesthetic with no visible floor tracks or hardware. Ideal for spaces where maximizing accessibility is key, the Adela Telescopic Sliding Door combines functionality with stylish design, making it suitable for both residential and commercial applications. Customizable with various glass options i.e fabric, wire mesh, figured, tinted and smart glass. it's a versatile and sophisticated choice for any setting.



GSP 401



GSP 402



GSP 403



GSP 404



GSP 405



GPST 01

### AVAILABLE COLOR FINISHES

Champagne

Brush Gold

Black



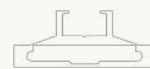




## ADELA TWO WAY TELESCOPIC SLIDING DOOR

Introducing the Adela Two-Way Sliding Door: This Profile-design offers dual-direction movement, allowing for both left and right sliding, adding a touch of sophistication to your space. Our doors come in a variety of styles such as fabric glass, wire mesh, and figured glass, tailored to meet your preferences. Customize your door with options like soft-close mechanisms and telescopic features, including configurations like 2+2, 3+3, and 4+4 panels.

Grayzo Door and Partitions Systems proudly presents an extensive palette of profile colors, featuring champagne, brushed gold, and black finishes. Discover the Adela Two-Way Sliding Door to transform your environment with luxury and style. Step into Grayzo, your premier destination for exquisite doors and windows.



GSP 401



GSP 402



GSP 403



GSP 404



GSP 405



GPST 01


### AVAILABLE COLOR FINISHES

Champagne

Brush Gold

Black





## ADELA SOFT CLOSE SLIDING DOOR

Introducing the Adela Soft Close Sliding Door—where smooth operation meets modern elegance. This advanced system features a soft close mechanism, ensuring that doors glide gently and silently into place, preventing slamming and reducing wear and tear. Available in Black, Brush Gold, and Champagne, these doors offer expansive openings that enhance natural light and create an inviting ambiance. Designed with ultra-slim profiles and no visible floor tracks or hardware, they maintain a clean, minimalist aesthetic. Ideal for both residential and commercial spaces, the Adela Soft Close Sliding Door offers a perfect blend of style and functionality, making it an excellent choice for contemporary interiors. With easy installation and low maintenance, it's the ultimate solution for those seeking both beauty and practicality.



GSP 401



GSP 402



GSP 403



GSP 404



GSP 405



GPST 01

### AVAILABLE COLOR FINISHES


Champagne

Brush Gold

Black





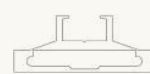


## ADELA POCKET SLIDING DOOR

The Adela pocket sliding door saves space by sliding into a concealed pocket within the wall when opened. Unlike traditional hinged doors that swing open and occupy floor space, pocket doors glide smoothly along with track and disappear into a recessed compartment.

The primary advantage of pocket doors is their ability to maximize usable space. These doors are ideal for tight spaces such as small rooms, narrow hallways, or areas with furniture constraints, as they eliminate the need for a swing radius. They create a seamless transition between rooms, allowing for an open and unobstructed flow.

Additionally, pocket sliding doors can enhance the aesthetic appeal of a home by offering a sleek and modern look. They come in a variety of materials, finishes, and styles, allowing homeowners to customize them to match their interior design preferences.



GSP 401



GSP 403



GSP 404



GSP 405



GPST 01

### AVAILABLE COLOR FINISHES

Champagne

Brush Gold

Black

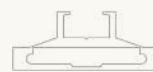




## ADELA SWING DOOR WITH FLOOR SPRING

Presenting the Adela Swing Door with Floor Spring – a premier selection nationwide for an arc-shaped swing door with an aluminum frame. This innovative design seamlessly blends durability with sophistication, establishing a new pinnacle within the industry. The distinctive arc shape of the Adela Swing Door promises to be a striking and unique focal point in any space. Meticulously crafted with an aluminum frame, this door guarantees enduring strength, delivering a reliable and sturdy solution that endures the passage of time. Opt for the Adela Swing Door to not only enhance functionality but also elevate the aesthetic allure of your surroundings. Embrace the longevity and refinement of this pioneering design that establishes a fresh standard within the industry.

Whether installed in a modern apartment, a chic office, or a luxurious home, the Adela Round Swing Door effortlessly adapts to various architectural styles, making it a versatile addition to any project.



GSP 401



GSP 404



GSP 405

### AVAILABLE COLOR FINISHES


Champagne

Brush Gold

Black







## ADELA SWING DOOR WITH HINGE

Introducing the Adela Swing Door with Hinge – a top global choice for an arc-shaped swing door made with an aluminum frame. This innovative product combines durability and elegance, setting a new standard in the industry. The unique arc shape of the Adela Swing Door adds an exclusive charm to any space. Built with an aluminum frame, this door ensures long-lasting strength, offering a reliable solution that endures over time. Choose the Adela Swing Door to enhance functionality and elevate the aesthetic of your surroundings. Experience the durability and sophistication of this design that sets a fresh industry benchmark. The advanced hinge with a special reverse spring mechanism allows for effortless door opening with a simple touch.



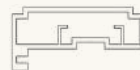
GSP 401



GSP 404



GSP 405



GSP 604

### AVAILABLE COLOR FINISHES

Champagne

Brush Gold

Black





# DRAGON SERIES

Crafting Spaces with Clarity





## DRAGON SYNCHRO SLIDING DOOR

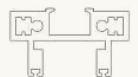
Introducing the Dragon Synchro Sliding Door—a blend of cutting-edge technology and elegant design. This innovative system, called "synchronized sliding," ensures smooth operation where opening one door effortlessly moves the other, providing a seamless experience. Available in Black, Gold, and Champagne finishes, these doors are designed to fit large openings, enhancing natural light and airflow in any space. With slim profiles and hidden hardware, they maintain a sleek, modern look ideal for both homes and businesses. The Dragon Synchro Sliding Door combines functionality with contemporary style, perfect for enhancing any interior setting.



GSP 1701



GSP 1702



GSP 1703



GSP 1704



GSP 1705



GPST 01

### AVAILABLE COLOR FINISHES

Champagne

Brush Gold

Black





## DRAGON TELESCOPIC SLIDING DOOR

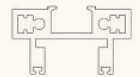
Introducing the Dragon Telescopic Sliding Door—an innovative space-saving solution. This advanced system features multiple sliding panels that neatly overlap and stack, providing up to 70% total area access, perfect for larger openings. Available in Black, Brush Gold, and Champagne finishes, these doors can span expansive widths, enhancing natural light and airflow in any space. With ultra-slim aluminum sections and options for arc-shaped designs, they offer a sleek, modern look without visible floor tracks or hardware. Ideal for maximizing accessibility in both homes and businesses, the Dragon Telescopic Sliding Door combines functionality with contemporary style. Customizable with various glass options, it's a versatile and sophisticated choice for any environment.



GSP 1701



GSP 1702



GSP 1703



GSP 1704



GSP 1705



GPST 01

### AVAILABLE COLOR FINISHES


Champagne

Brush Gold

Black







## DRAGON TWO WAY TELESCOPIC SLIDING DOOR

Introducing the Dragon Two-Way Sliding Door: This advanced profile allows panels to slide in both directions, enhancing your space with sophistication. Our doors are available in various styles such as fabric glass, wire mesh, and figured glass, all designed to cater to your unique preferences. Customize your door with features like soft-close mechanisms and telescopic options, offering configurations such as 2+2, 3+3, and 4+4 panels.

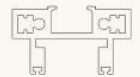
Grayzo Door and Partitions Systems proudly offers a rich palette of profile colors, including champagne, brushed gold, and black finishes. Experience the Dragon Two-Way Sliding Door to elevate your environment with luxury and style. Welcome to Grayzo, your premier destination for exquisite doors and windows.



GSP 1701



GSP 1702



GSP 1703



GSP 1704



GSP 1705



GPST 01

### AVAILABLE COLOR FINISHES

Champagne

Brush Gold

Black





## DRAGON SOFT CLOSE SLIDING DOOR

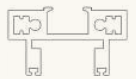
Introducing the Dragon Soft Close Sliding Door—where smooth operation meets elegant design. This sophisticated system includes a soft close feature for gentle, silent door closure, preventing slamming and reducing wear. Available in Black, Brush Gold, and Champagne finishes, these doors maximize natural light and create a welcoming atmosphere with their expansive openings. Featuring ultra-slim profiles and no visible floor tracks or hardware, they offer a clean, minimalist look. Ideal for homes and businesses alike, the Dragon Soft Close Sliding Door combines style and functionality seamlessly.



GSP 1701



GSP 1702



GSP 1703



GSP 1704



GSP 1705



GPST 01

### AVAILABLE COLOR FINISHES


Champagne

Brush Gold

Black





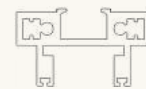


## DRAGON POCKET SLIDING DOOR

Introducing the Dragon Pocket Sliding Door—an innovative interior door that saves space by sliding smoothly into a hidden pocket within the wall. Available in Black, Brush Gold, and Champagne finishes, these doors are ideal for small rooms, narrow hallways, or spaces with furniture constraints, eliminating the need for swing space. With ultra-slim profiles and customizable glass options, the Dragon Pocket Sliding Door creates a seamless flow between rooms, providing a modern and unobstructed aesthetic.



GSP 1701



GSP 1703



GSP 1704



GSP 1705



GPST 01


### AVAILABLE COLOR FINISHES

Champagne

Brush Gold

Black



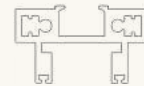


## DRAGON SWING DOOR WITH FLOOR SPRING

Introducing the Dragon Swing Door with Hinge—where classic meets contemporary. This door system boasts high-quality hinges for smooth, reliable operation, ensuring durability and ease of use. Available in Black, Brush Gold, and Champagne finishes, these doors feature a sleek, modern design with ultra-slim profiles and hidden hardware. Perfect for homes and businesses alike, the Dragon Swing Door with Hinge blends traditional door mechanics with a minimalist aesthetic, enhancing any interior with style and functionality.



GSP 1701



GSP 1703



GSP 1704



GSP 1705

### AVAILABLE COLOR FINISHES

Champagne

Brush Gold

Black







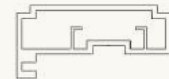
## DRAGON SWING DOOR WITH HINGE

Introducing the Dragon Swing Door with Hinge—where classic functionality meets contemporary design. This door system features high-quality hinges for smooth, reliable operation, ensuring durability and ease of use. Available in Black, Brush Gold, and Champagne finishes, these doors offer a sleek, modern appearance with ultra-slim profiles and hidden hardware. Perfect for residential and commercial spaces, the Dragon Swing Door with Hinge combines traditional door mechanics with a clean, minimalist aesthetic, enhancing any interior with style and functionality.

Hinge with a special reverse spring allows the door to open automatically with a gentle push.



GSP 1701



GSP 1703



GSP 1704



GSP 1705

### AVAILABLE COLOR FINISHES

Champagne

Brush Gold

Black





# VITO SERIES

Smooth Transitions, Clear Divisions





## VITO SYNCHRO SLIDING DOOR

Introducing the Vito Synchro Sliding Door—where advanced technology meets refined elegance. This cutting-edge system, known as "synchronized sliding," ensures that opening one door smoothly triggers the movement of the other, creating a synchronized and effortless experience. Available in Black, Brush Gold, and Champagne finishes, these doors are designed for expansive heights and widths, enhancing natural light and airflow in any space. With ultra-slim profiles and concealed hardware, they maintain a sleek, minimalist aesthetic that complements modern interiors perfectly. Ideal for both residential and commercial settings, the Vito Synchro Sliding Door combines seamless functionality with contemporary style, offering a sophisticated solution for enhancing any environment.



GSP 501



GSP 502



GSP 504



GSP 503



GSP 505



GPST 01

### AVAILABLE COLOR FINISHES

Champagne

Brush Gold

Black





## VITO TELESCOPIC SLIDING DOOR

Introducing the Vito Telescopic Sliding Door—an innovative space-maximizing solution. This advanced system features multiple sliding panels that neatly overlap and stack, providing up to 70% total area access, perfect for expansive openings. Available in Black, Brush Gold, and Champagne finishes, these doors enhance natural light and airflow while offering expansive widths. Designed with ultra-slim aluminum sections, including options for arc-shaped designs, they provide a sleek, modern aesthetic with no visible floor tracks or hardware. Ideal for environments where maximizing accessibility is key, the Vito Telescopic Sliding Door blends functionality with contemporary style, catering to both residential and commercial applications. Customizable with a variety of glass options, it offers a versatile and sophisticated choice for any space.



GSP 501



GSP 502



GSP 504



GSP 503



GSP 505



GPST 01

### AVAILABLE COLOR FINISHES

Champagne

Brush Gold

Black







## VITO TWO WAY TELESCOPIC SLIDING DOOR

Introducing the Vito Two-Way Sliding Door: all panels slide effortlessly in both left and right directions, adding elegance and a contemporary feel to your space. We offer customization options with dimensions up to 12 feet in height and 4 feet in width, featuring a selection of glass types including fabric glass, tinted glass, decorative glass, figured glass, and wire mesh glass. These varieties provide a moderate luxury decor solution for your environment.

At Grayzo Door and Partition Systems, we proudly boast the most comprehensive luxury glass collection in India. Our product enhances your space with elegance and modern quality, suitable for kitchen use and other partition applications. We customize colors to meet your specific requirements, always prioritizing quality over quantity.

Welcome to Grayzo Door and Partition Systems, where our bespoke collection of fabric and wire mesh glass two-way sliding doors transforms your space into a luxurious decor solution.



GSP 501



GSP 502



GSP 504



GSP 503



GSP 505



GPST 01

### AVAILABLE COLOR FINISHES

Champagne

Brush Gold

Black





## VITO SOFT CLOSE SLIDING DOOR

Introducing the Vito Soft Close Sliding Door—where refined design meets seamless operation. This sophisticated system includes a soft close mechanism, ensuring doors glide gently and silently into place to prevent slamming and reduce wear and tear. Available in Black, Brush Gold, and Champagne finishes, these doors provide expansive openings that enhance natural light and create an inviting ambiance. Designed with ultra-slim profiles and concealed hardware, they maintain a clean, minimalist aesthetic ideal for modern interiors. Suitable for both residential and commercial environments, the Vito Soft Close Sliding Door offers a perfect blend of style and functionality, making it a sophisticated choice for any setting.



GSP 501



GSP 502



GSP 504



GSP 503



GSP 505



GPST 01

### AVAILABLE COLOR FINISHES

Champagne

Brush Gold

Black







## VITO POCKET SLIDING DOOR

Introducing the Vito Pocket Sliding Door—an innovative space-saving solution for interiors. This system allows doors to slide smoothly into a concealed pocket within the wall, optimizing valuable floor space. Available in Black, Brush Gold, and Champagne finishes, these doors are ideal for small rooms, narrow hallways, or spaces with furniture constraints, eliminating the need for a swinging radius. Designed with ultra-slim profiles and customizable glass options, the Vito Pocket Sliding Door ensures a seamless transition between rooms, providing a clean, unobstructed flow and a modern aesthetic that enhances any interior space.



GSP 501



GSP 503



GSP 504



GSP 505



GPST 01

### AVAILABLE COLOR FINISHES

Champagne

Brush Gold

Black





## VITO SWING DOOR WITH FLOOR SPRING

Introducing the Vito Swing Door with Floor Spring—where robust functionality meets sophisticated design. This advanced door system features a floor spring mechanism for smooth, self-closing action, ensuring durability and ease of use. Available in Black, Brush Gold, and Champagne finishes, these doors boast a sleek, modern appearance with ultra-slim profiles and concealed hardware. Ideal for high-traffic areas in residential and commercial spaces, the Vito Swing Door with Floor Spring offers reliable performance and a clean, minimalist aesthetic that enhances any interior design.



GSP 501



GSP 503



GSP 504



GSP 505

### AVAILABLE COLOR FINISHES


Champagne

Brush Gold

Black







## VITO SWING DOOR WITH HINGE

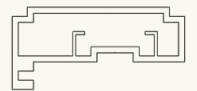
Introducing the Vito Swing Door with Hinge—where classic functionality meets contemporary design. This door system features high-quality hinges that ensure smooth, reliable operation, providing durability and ease of use. Available in Black, Brush Gold, and Champagne, these doors offer a sleek, modern appearance with ultra-slim profiles and no visible hardware. Ideal for both residential and commercial spaces, the Vito Swing Door with Hinge combines traditional door mechanics with a clean, minimalist aesthetic, enhancing the overall look and functionality of any interior.



GSP 501



GSP 503



GPDF 301



GSP 505

### AVAILABLE COLOR FINISHES

Champagne

Brush Gold

Black



# ALDO SERIES

Precision in Motion







## ALDO GLIDE DOOR

Introducing the Aldo Glide Door—where effortless motion meets sophisticated design. This innovative door system features advanced glide technology for smooth and silent operation. Available in Black, Brush Gold, and Champagne, these doors offer expansive openings that enhance natural light and create an inviting ambiance.

Designed with ultra-slim profiles and no visible floor tracks or hardware, they maintain a clean, minimalist aesthetic perfect for modern interiors. The Aldo Glide Door is ideal for both residential and commercial spaces, combining elegance with practicality. High-quality materials and precision engineering ensure durability and long-lasting performance.

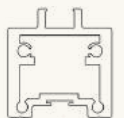
Customizable with various glass options—clear, frosted, tinted, and patterned—the Aldo Glide Door can be tailored to match any interior design, adding a touch of sophistication and style to any setting.



GSP 601



GSP 602



GSP 1601



GSP 605



GSP 606

### AVAILABLE COLOR FINISHES

Champagne

Brush Gold


Black






# MATRIX SERIES

Modern Elegance in Every Slide








## MATRIX SLIDING FOLDING DOOR

Introducing the Matrix Sliding Folding Door—where space-saving innovation meets contemporary design. This versatile door system features panels that fold and slide effortlessly, creating wide, unobstructed openings perfect for any space. Available in Black, Brush Gold, and Champagne, these doors enhance natural light and airflow, seamlessly connecting indoor and outdoor areas.

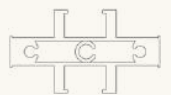
With ultra-slim profiles and no visible floor tracks or hardware, the Matrix Sliding Folding Door boasts a sleek, minimalist aesthetic that complements modern interiors. Customizable with clear, frosted, tinted, and patterned glass, these doors can be tailored to your specific needs, enhancing the look and feel of your space. The Matrix Sliding Folding Door—elegance, versatility, and innovation in one.



GSP 1501



GSP 602



GSP 605



GSP 1705



GPST 02

### AVAILABLE COLOR FINISHES

Champagne

Brush Gold

Black





# LINEA SERIES

Seamless Sophistication







## LINEA SHOWER ENCLOSURE FRAME DOOR

Introducing the Linea Series Shower Cubicle with Frame Door —where classic structure meets modern design. This elegant shower cubicle features a robust frame, providing both durability and a refined aesthetic. Available in finishes including Black, Brush Gold, and Chrome, the framed shower door enhances your bathroom’s overall look while ensuring a secure and watertight enclosure.

Designed with precision and attention to detail, the Linear Series Shower Cubicle offers easy installation and maintenance. High-quality materials ensure long-lasting performance, while sleek lines and clear glass panels create a spacious and inviting shower environment. Ideal for any bathroom setting, this framed shower cubicle combines functionality with timeless style, making it a perfect addition to both traditional and contemporary bathrooms.



GPST 01



GSP 402



GSP 401



GSP 601



GSP 602

### AVAILABLE COLOR FINISHES

Coffee Brown

Brush Gold

Black





## LINEA SHOWER ENCLOSURE FRAMELESS DOOR

Introducing the Linea Series Shower Cubicle Frameless Door—where minimalist elegance meets cutting-edge design. This sleek shower cubicle features a frameless door, creating a clean, unobstructed look that enhances your bathroom's sense of space. Available in Black, Brush Gold, and Chrome hardware finishes, it emphasizes transparency and light for an open, airy feel.

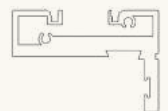
Crafted with high-quality materials and precision engineering, the Linear Series Frameless Door ensures durability and easy maintenance. The frameless design offers a sophisticated aesthetic and simplifies cleaning, with fewer places for grime to accumulate. Perfect for contemporary and minimalist bathrooms, this frameless shower cubicle seamlessly blends style and practicality, elevating your showering experience to new heights of luxury.



GPST 01



GSP 402



GSP 401

### AVAILABLE COLOR FINISHES

Coffee Brown

Brush Gold

Black








# ALDON SERIES

Versatile Glass Door Solutions





## ALDON OFFICE PARTITION FRAME LESS DOOR

Introducing the Aldon Office Partition Frameless Door—where sleek design meets professional functionality. This modern office partition system features frameless glass doors, enhancing space and light with a open aesthetic. Available in Black, Brush Gold, and Silver hardware finishes, these doors offer a sophisticated, contemporary look that complements any office interior.

Designed for both style and practicality, the Aldon Series Frameless Door integrates seamlessly into existing office layouts. High-quality glass panels and minimalist hardware ensure durability and easy maintenance, while the frameless design promotes transparency and collaboration. Ideal for creating private meeting rooms or quiet workspaces without sacrificing an open feel, the Aldon Frameless Door is the perfect solution for modern workspaces seeking elegance and efficiency.



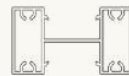
GSP 201



GSP 202



GSP 203




GSP 204

### AVAILABLE COLOR FINISHES

Black







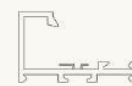
## ALDON OFFICE PARTITION WITH FRAME DOOR

Introducing the Aldon Series Office Partition Frameless Door—where sleek design meets professional functionality. This modern partition system features frameless glass doors, creating a clean, open aesthetic that enhances space and light in any office. Available in Black, Brush Gold, and Silver hardware finishes, these doors offer a sophisticated, contemporary look that complements a variety of office interiors.

Designed for both style and practicality, the Aldon Series Frameless Door integrates seamlessly into existing office layouts. High-quality glass panels and minimalist hardware ensure durability and easy maintenance, while the frameless design promotes transparency and collaboration. Perfect for creating private meeting rooms or quiet workspaces without sacrificing an open feel, the Aldon Series Frameless Door is the ideal solution for modern offices seeking elegance and efficiency.



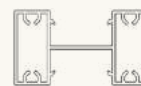
GSP 201



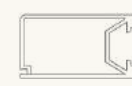
GSP 202



GSP 203




GSP 204



GSP 210

### AVAILABLE COLOR FINISHES

Black





# VESTA SERIES

Innovative Glass Partition Solutions



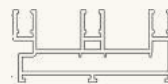




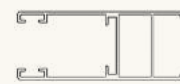
## VESTA SLIDING DOOR

Introducing the Vesta Sliding Door—where sleek design meets unparalleled functionality. This modern door system features sliding panels that glide effortlessly along precision-engineered tracks, providing smooth and quiet operation. Available in Black, White, and Woodgrain finishes, the Vesta Sliding Door enhances any space with its contemporary aesthetic.

Designed for both residential and commercial settings, the Vesta Sliding Door maximizes space efficiency by eliminating the need for door swing space. Ideal for closets, room dividers, or stylish entrances, this versatile door system offers practicality and elegance. The minimalist design and high-quality materials ensure durability and long-lasting performance, making it an excellent choice for any modern interior.



GSP 708



GSP 710



GSP 713



GSP 714

### AVAILABLE COLOR FINISHES

Grey

Brown

Black

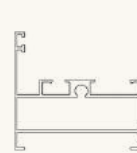




## VESTA SWING DOOR

Introducing the Vesta Swing Door—where classic functionality meets modern elegance. This door system features high-quality hinges for smooth, reliable operation, ensuring easy access and a timeless appearance. Available in sophisticated finishes like Black, White, and Woodgrain, the Vesta Swing Door seamlessly integrates into any residential or commercial space.

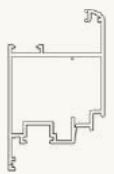
Designed with both style and practicality in mind, the Vesta Swing Door showcases sleek, minimalist profiles and premium materials for durability and easy maintenance. Whether used as an interior door, closet door, or statement entryway, it combines traditional door mechanics with a clean, contemporary aesthetic, enhancing the overall design of any environment.



GSP 720



GSP 722




GSP 721

### AVAILABLE COLOR FINISHES

Grey

Brown

Black







# LUFTANSA SERIES

Transform Your Space with Elegance





## LUFTANSA SLIDING WARDROBE

Introducing the Luftansa Sliding Wardrobe, blending contemporary design with exceptional functionality. This sophisticated wardrobe system boasts sliding doors that smoothly glide on precision-engineered tracks, offering silent and seamless operation. Available in stylish Black, elegant White, and luxurious Woodgrain finishes, the Luftansa Sliding Wardrobe elevates any bedroom or dressing room with its modern flair.

Crafted with a focus on both style and usability, the Luftansa Sliding Wardrobe provides generous storage space while optimizing room layout. The sliding doors eliminate the need for extra swing space, making it a perfect solution for rooms of all sizes, especially those with space limitations. Internally, adjustable shelving, hanging rails, and drawers ensure that your clothing and accessories are well-organized and easily accessible.



GSP 1801



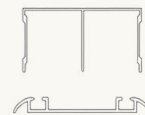
GSP 1802



GSP 1803



GSP1804




GPST 05

### AVAILABLE COLOR FINISHES

Rose Gold

Brush Gold

Black





A modern bedroom with a bed, a glass-enclosed bathroom, and two pendant lights. The room features a minimalist design with a white color palette and recessed ceiling lighting. The bed is covered in a light-colored, textured blanket and has two pillows. A small round table with a vase of flowers sits next to the bed. The bathroom is visible through a glass partition, showing a toilet and a sink. The overall atmosphere is clean and sophisticated.

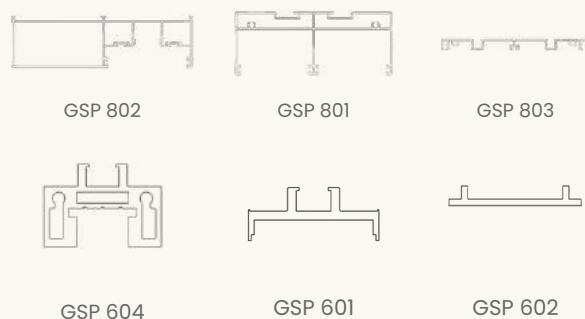
# DONATA SERIES

Seamless Design Meets Superior Functionality



## DONATA SLIDING WARDROBE

Introducing the Donata Sliding Wardrobe: a stylish and functional addition to any bedroom or dressing room. Its smooth-sliding doors, available in Black and Brushed Gold, save space while adding a modern touch. Inside, you will find ample storage with adjustable shelving, hanging rails, and drawers, ensuring easy organization and accessibility. Perfect for optimizing room layouts, especially in smaller spaces.



### AVAILABLE COLOR FINISHES

Brush Gold

Black

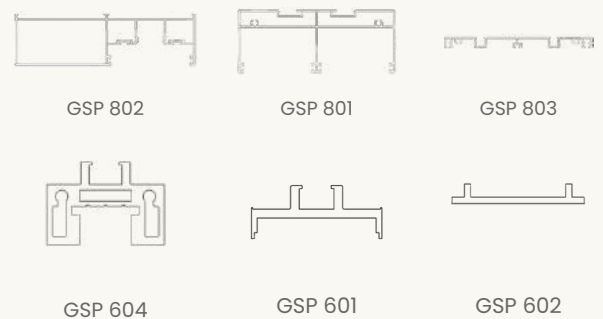






## DONATA SLIDING WARDROBE

Introducing the Donata Sliding Wardrobe: a stylish and functional addition to any bedroom or dressing room. Its smooth-sliding doors, available in Black and Brushed Gold, save space while adding a modern touch. Inside, you will find ample storage with adjustable shelving, hanging rails, and drawers, ensuring easy organization and accessibility. Perfect for optimizing room layouts, especially in smaller spaces.



### AVAILABLE COLOR FINISHES

Brush Gold

Black







# ARINA SERIES

Crafting Spaces with Clarity

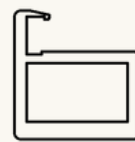




## ARINA OPENABLE WARDROBE

Introducing the Arina Sliding Wardrobe—where modern elegance meets superior functionality. This beautifully designed wardrobe system features Openable doors that glide effortlessly along high-quality tracks, ensuring smooth and quiet operation. Available in sophisticated Black, crisp White, and rich Woodgrain finishes, the Arina Openable Wardrobe adds a contemporary touch to any bedroom or dressing area.

Designed to maximize space efficiency, the Arina Sliding Wardrobe offers ample storage without requiring extra swing space, ideal for rooms of all sizes, especially those with limited space. Inside, customizable storage solutions include adjustable shelving, hanging rails, and drawers, allowing you to organize your clothing and accessories according to your needs.



GSP 1901



GSP 1902



GH 188

### AVAILABLE COLOR FINISHES

Rose Gold

Brush Gold

Black







# CASA SERIES

Crafting Spaces with Clarity

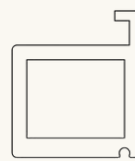




## CASA OPENABLE WARDROBE AIR HINGE DOOR

Introducing the Casa Openable Wardrobe with Air Hinge Door—where timeless design meets innovative technology. This wardrobe system features air hinge doors that open smoothly and effortlessly, providing easy access to your belongings. Available in classic White, sophisticated Black, and elegant Woodgrain finishes, the Casa Openable wardrobe seamlessly integrates into any bedroom or dressing area.

Designed to offer both aesthetic appeal and practical storage solutions, the Casa Openable Wardrobe utilizes air hinge technology for quiet and fluid door operation, enhancing the overall user experience. Inside, the wardrobe features a versatile layout with adjustable shelving, hanging rails, and drawers, allowing you to customize the storage space to meet your specific needs.



GSP 1002



GSP 1001



GH 188

### AVAILABLE COLOR FINISHES

Coffee Brown

Brush Gold

Black







# ALTAI SERIES

Elegance in Every Opening





## ALTAI OPENABLE WARDROBE

Introducing the Altai Openable Wardrobe—where timeless design meets innovative technology. This wardrobe system features doors that open smoothly and effortlessly, providing easy access to your belongings. Available in classic White, sophisticated Black, and elegant Woodgrain finishes, the Altai wardrobe seamlessly integrates into any bedroom or dressing area.

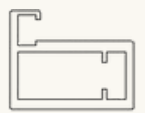
Designed to offer both aesthetic appeal and practical storage solutions, the Altai Openable Wardrobe utilizes air hinge technology for quiet and fluid door operation, enhancing the overall user experience. Inside, it boasts a versatile layout with adjustable shelving, hanging rails, and drawers, allowing you to customize the storage space to fit your specific needs.



GSP 2001



GSP 2002



GSP 2003



GH 192

### AVAILABLE COLOR FINISHES

Brush Gold

Black





# VITRAM SERIES

Elegance in Every Opening





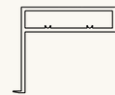
## VITRAM FLUSH DOOR

Introducing the Vitram Flush Door—where minimalist design meets exceptional performance. This door features a sleek, modern aesthetic with clean lines and a smooth, unbroken surface, seamlessly blending with any interior décor. It offers the elegance of wood with a contemporary touch.

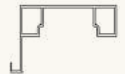
Our veneered flush doors are crafted with premium quality materials and finished with a natural wood veneer, providing the beauty of natural wood at an affordable price. With a wide range of designs, colors, and finishes to choose from, our doors can be customized to fit any space. Contact us today to learn more about our high-quality veneered flush doors and add elegance to your space.



GSP 2101



GSP 2105



GSP 2106



GSP 2104



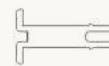
GSP 2102



GSP 2103



GSP 2107



GSP 2108

### AVAILABLE COLOR FINISHES

Brush Gold

Black





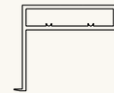
## VITRAM FLUSH DOOR

Introducing the Vitram Flush Door—where minimalist design meets exceptional performance. This door features a sleek, modern aesthetic with clean lines and a smooth, lacquered glass surface, adding a touch of elegance to any interior.

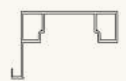
Our lacquered glass flush doors bring an extra level of luxury and elegance to your space. Equipped with air hinge technology, these doors offer quiet and smooth operation. Inside, the versatile layout includes adjustable shelving, hanging rails, and drawers, providing customizable storage solutions for your needs.



GSP 2101



GSP 2105



GSP 2106



GSP 2104



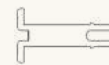
GSP 2102



GSP 2103



GSP 2107



GSP 2108

### AVAILABLE COLOR FINISHES

Brush Gold

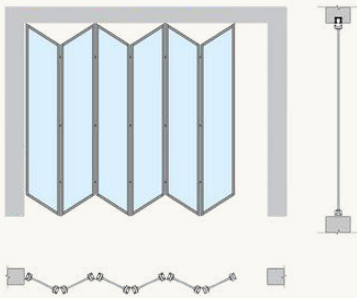
Black



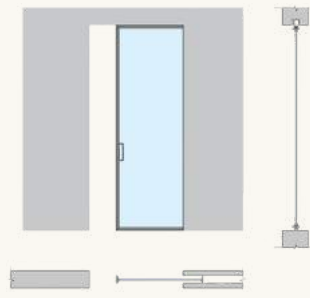


# DOOR APPLICATIONS

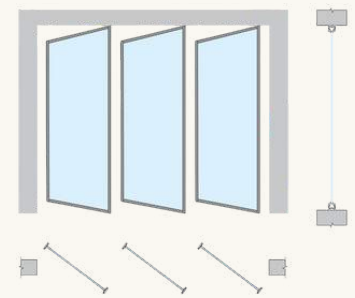
## EXTENDED FUNCTIONS



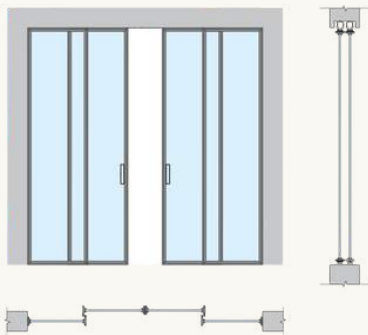
FOLDING



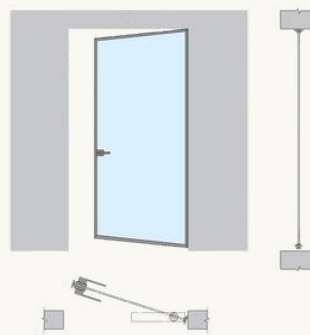
POCKET



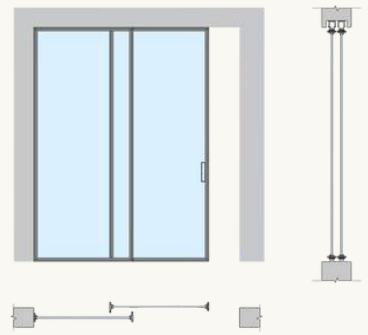
GLIDE



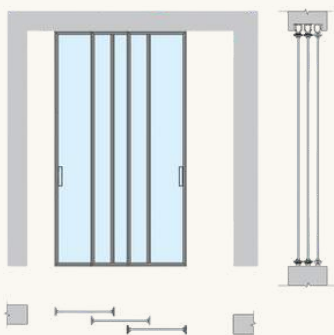
SYNCHRO



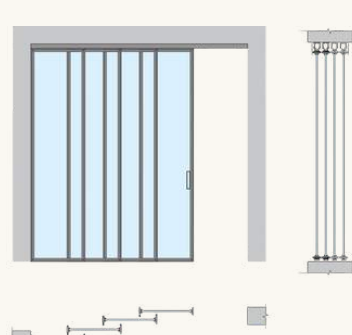
SWING



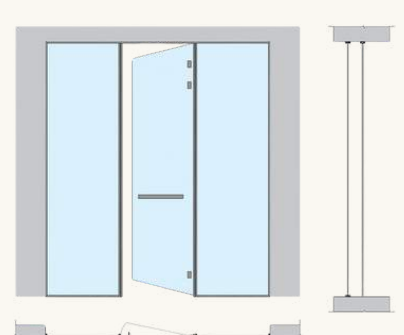
SOFT CLOSE



TWO-WAY SLIDING



TELESCOPIC



SHOWER ENCLOSURE

## CORPORATE OFFICE:

Unit No. 425, 4th Floor, Vipul Business Park, Central  
Park II, Sector 48, Gurugram, Haryana 122018

Phone No. : +91 8447000912, +91 8447000914

Website: [www.grayzo.in](http://www.grayzo.in) | [info@grayzo.in](mailto:info@grayzo.in)

## MANUFACTURING UNITS AVAILABLE IN:

### GURGAON

Plot 6, Sec.-74, Behram Pur Road  
Khandsa, Gurugram,  
Haryana- 122004  
+91 93193 92297, +91 8447000914

### AHMEDABAD

Plot No-03, Om Estate  
Near Sanathal Circle Near Vachraj  
Hotel Sanathal, Ahmedabad-382210  
+91 8758 00273, +91 87580 00275

### HYDERABAD

SY. No. 135/A, A2, AA, Tank  
IDA Bollaram, Hyderabad  
Sangareddy, Telangana-502325  
+91 91549 72601 , +91 84470 00913

**Grayzo**  
Door & Partition Systems