



Glass Catalogue 2023-24

Edition-3



ABOUT US

VARDHAMAN GROUP has been a pioneering and specialized establishment engaged in Research, Development, Manufacturer, Import & Exports and Marketing of Architectural Hardware fittings for Aluminium, UPVC and Glass Industry. We at VARDHAMAN GROUP partners with clients to generate solutions that foster productivity, performance and effectiveness. Adhering to the utmost ethical morals and obsessed by a single-minded pursuit of excellence, we aspire to surpass client's expectations.

CROME, the first in-house brand of Vardhaman Group, has been a game-changer ever since its inception in 2007. It has been instrumental in driving growth and development of various innovative and high-quality products. With its success, CROME has paved the way for the introduction of new brands under the Vardhaman Group. Join the winning team and experience the transformative power of CROME.

INFRASTRUCTURE

In-house processes, In-depth solutions from the drawing board to the dispatch area; we have a wide range of highly automated processes under one roof. Using hi-end software, our Design & Development department successfully takes up R&D and tooling of diverse products. We at VARDHAMAN GROUP are supplying and delivering high quality products and services to these industries through a TEAM of highly skilled labor.

INDEX

Alu Railing Bracket With Cover System	01
Alu Railing Continuous Full Length System	05
Alu Railing Concealed System	16
Alu Railing Bracket System	19
Alu Railing Top Handrail	25
SS Railing	28
SS Spigot	29
SS Handrail Brackets & Accessories	31
Steel Handrail	32
Automatic Sensor Door Fitting	33
Frameless Sliding Folding System	34
Floor Spring	35
Patch Fitting	36
Glass Door Locks (Without Cutout)	37
Glass Door Handle	38
Shower Fittings / Shower Cubicles Hardware	39
Shower Accessories	40
Door Knobs	41
Shower Sliding Handles / Glass Catcher / Door Closer	42
Glass Door Seal / Profiles	43
Glass Sliding Fitting	44
Spider Fittings	46
Spider Accessories & Canopy Fittings	47
Chrome Dgu Glass System / Aluminium Fixed Track	48



**ALUMINIUM RAILING BRACKET
WITH COVER SYSTEM**

RAILING BRACKET WITH COVER SYSTEM



C-BRC - 1

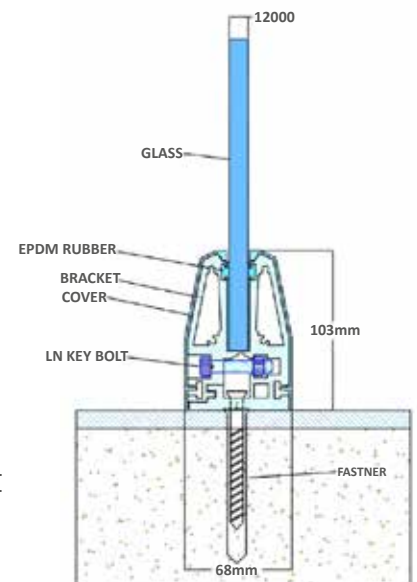
STEP

Bracket Size :
70mm & 140mm

Finish :
Mill/Raw | Wooden | Anodized |
Powder Coating | Rose Gold |
PVDF

Specification

- System for 12mm Glass
- Support glass height up to 3 feet
- Bracket size : 70mm & 140mm
- Cover Length : 16 foot & 12 foot or customize*



Sloted Endcap



Full Endcap



C-BRC - 2

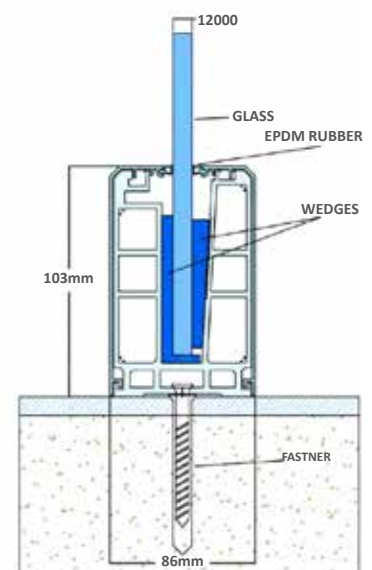
HEAVY 142mm

Bracket Size :
70mm & 140mm

Finish :
Mill/Raw | Wooden | Anodized |
Powder Coating | Rose Gold |
PVDF

Specification

- System for 12mm Glass
- Support glass height up to 3.5 feet
- Bracket size : 70mm & 140mm
- Cover Length : 16 foot & 12 foot or customize*



Sloted Endcap



Full Endcap

RAILING BRACKET WITH COVER SYSTEM



C-BRC - 3

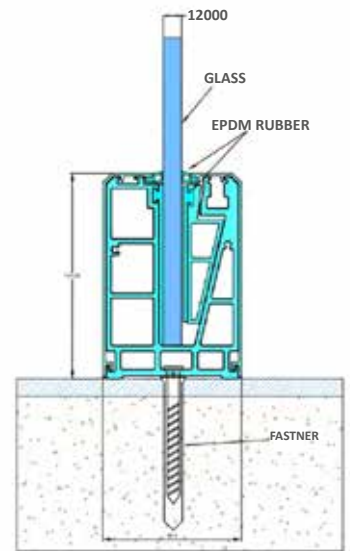
HEAVY 132mm

Bracket Size :
70mm & 140mm

Finish :
**Mill/Raw | Wooden | Anodized |
Powder Coating | Rose Gold |
PVDF**

Specification

- System for 12mm Glass
- Support glass height up to 3.5 feet
- Bracket size : 70mm & 140mm
- Cover Length : 16 foot & 12 foot or customize*



Sloted Endcap



Full Endcap



C-BRC - 4

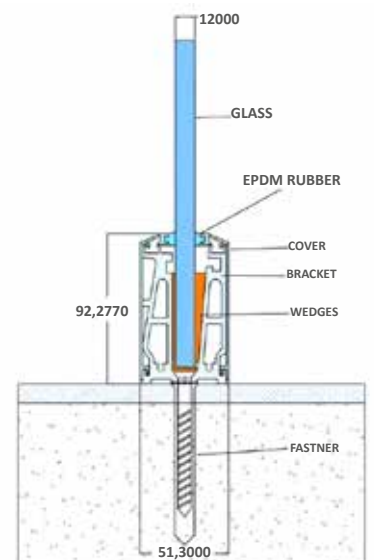
SLEEK

Bracket Size :
70mm & 140mm

Finish :
**Mill/Raw | Wooden | Anodized |
Powder Coating | Rose Gold |
PVDF**

Specification

- System for 12mm Glass
- Support glass height up to 2.5 feet
- Bracket size : 70mm & 140mm
- Cover Length : 16 foot & 12 foot or customize*



Sloted Endcap



Full Endcap

RAILING BRACKET WITH COVER SYSTEM



C-BRC - 5

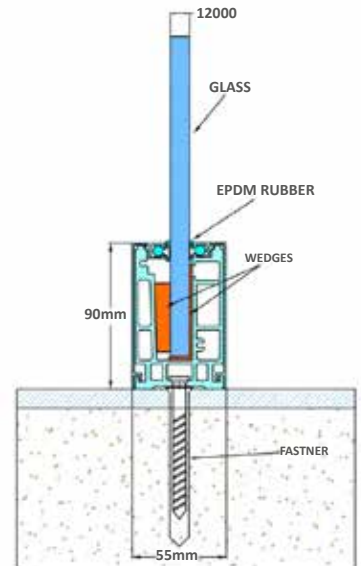
SQUARE

Bracket Size :
70mm & 140mm

Finish :
Mill/Raw | Wooden | Anodized |
Powder Coating | Rose Gold |
PVDF

Specification

- System for 12mm Glass
- Support glass height up to 3 feet
- Bracket size : 70mm & 140mm
- Cover Length : 16 foot & 12 foot or customize*



Sloted Endcap



Full Endcap



C-BRC - 6

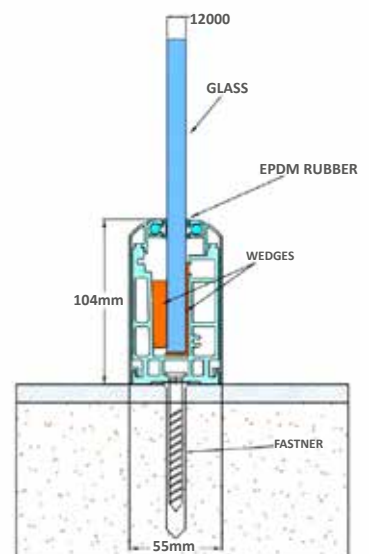
ROUND

Bracket Size :
70mm & 140mm

Finish :
Mill/Raw | Wooden | Anodized |
Powder Coating | Rose Gold |
PVDF

Specification


- System for 12mm Glass
- Support glass height up to 3 feet
- Bracket size : 70mm & 140mm
- Cover Length : 16 foot & 12 foot or customize*



Sloted Endcap



Full Endcap





**ALUMINIUM
RAILING
CONTINUOUS
FULL LENGTH
SYSTEM**

RAILING CONTINUOUS FULL LENGTH SYSTEM



C-FL - 1

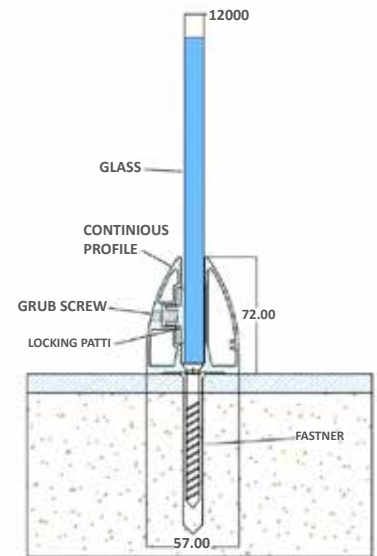
FISH MOUTH

Profile Length :
16 foot & 12 foot

Finish :
Mill/Raw | Wooden | Anodized |
Powder Coating | Rose Gold |
PVDF

Specification

- System for 12mm Glass
- Support glass height up to 3 feet



Sloted Endcap



Full Endcap



C-FL - 2

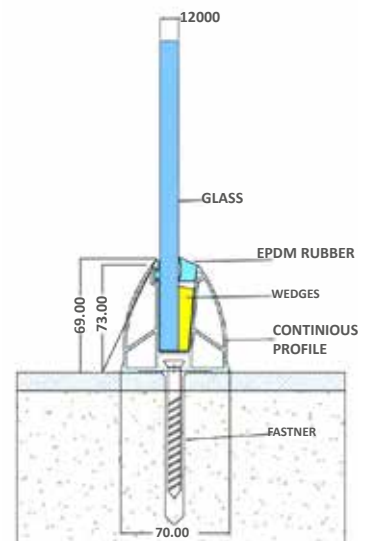
OPEN MOUTH

Profile Length :
16 foot & 12 foot

Finish :
Mill/Raw | Wooden | Anodized |
Powder Coating | Rose Gold |
PVDF

Specification

- System for 12mm Glass
- Support glass height up to 3 feet



Full Endcap

RAILING CONTINUOUS FULL LENGTH SYSTEM



C-FL - 3

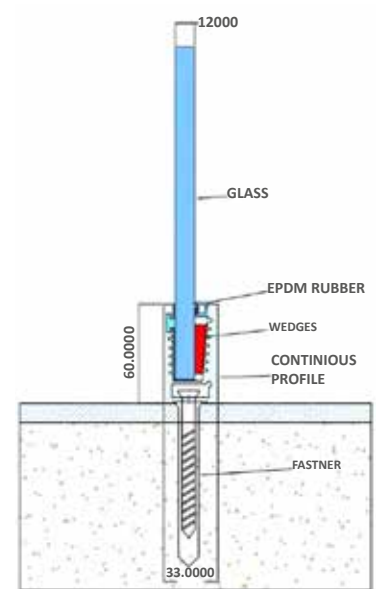
60mm PLAIN

Profile Length :
16 foot & 12 foot

Finish :
**Mill/Raw | Wooden | Anodized |
Powder Coating | Rose Gold |
PVDF**

Specification

- System for 12mm Glass
- Support glass height up to 3.5 feet
- Bracket size : 70mm & 140mm
- Cover Length : 16 foot & 12 foot or customize*



Sloted Endcap



Full Endcap



C-FL - 4

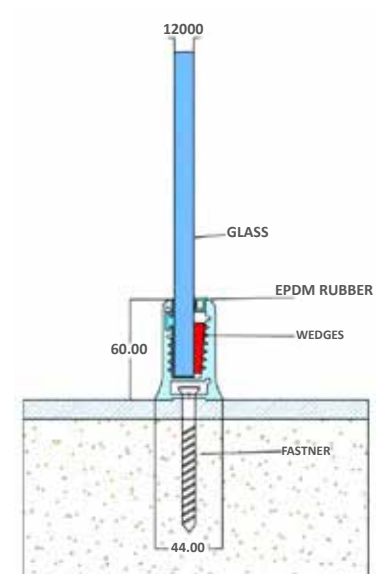
60mm CURVED

Profile Length :
16 foot & 12 foot

Finish :
**Mill/Raw | Wooden | Anodized |
Powder Coating | Rose Gold |
PVDF**

Specification

- System for 12mm Glass
- Support glass height up to 2.5 feet
- Bracket size : 70mm & 140mm
- Cover Length : 16 foot & 12 foot or customize*



Sloted Endcap



Full Endcap

RAILING CONTINUOUS FULL LENGTH SYSTEM



C-FL - 5

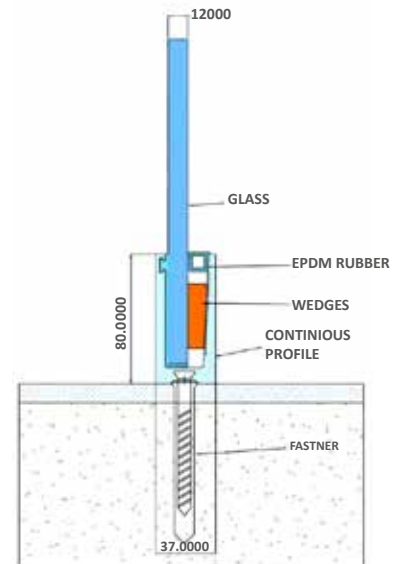
80 x 37mm FLAT BASE

Profile Length :
16 foot & 12 foot

Finish :
**Mill/Raw | Wooden | Anodized |
Powder Coating | Rose Gold |
PVDF**

Specification

- System for 12mm Glass
- Support glass height up to 3 feet



Full Endcap



C-FL - 6

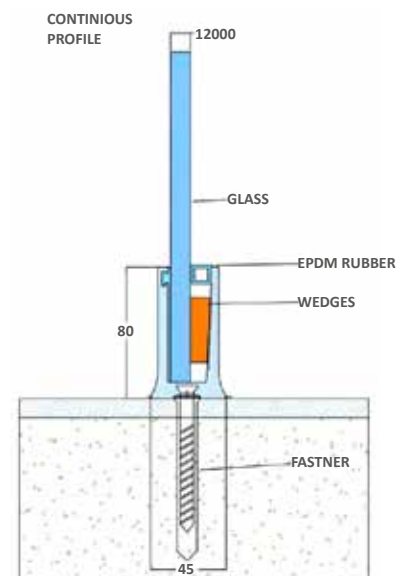
80 x 45mm CURVED

Profile Length :
16 foot & 12 foot

Finish :
**Mill/Raw | Wooden | Anodized |
Powder Coating | Rose Gold |
PVDF**

Specification

- System for 12mm Glass
- Support glass height up to 3 feet



Full Endcap

RAILING CONTINUOUS FULL LENGTH SYSTEM



C-FL - 7

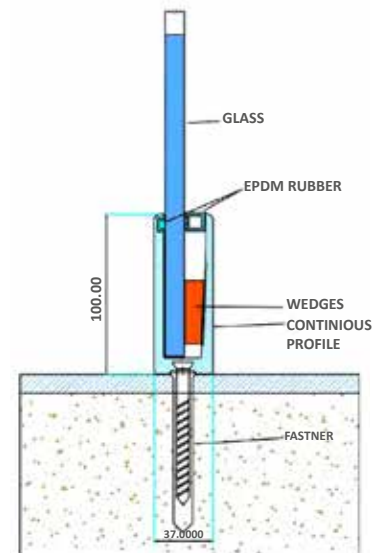
100 x 37mm

Profile Length :
16 foot & 12 foot

Finish :
Mill/Raw | Wooden | Anodized |
Powder Coating | Rose Gold |
PVDF

Specification

- System for 12mm Glass
- Support glass height up to 3.5 feet



Full Endcap



C-FL - 8

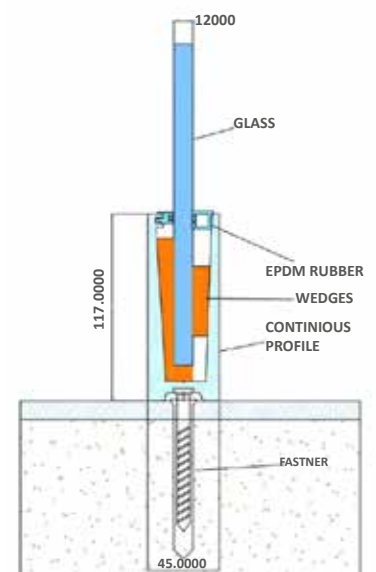
120 x 45mm

Profile Length :
12 foot

Finish :
Mill/Raw | Wooden | Anodized |
Powder Coating | Rose Gold |
PVDF

Specification

- System for 12mm Glass
- Support glass height up to 3.5 feet



Full Endcap

RAILING CONTINUOUS FULL LENGTH SYSTEM



C-FL - 9

78 x 50mm

Profile Length :
16 foot & 12 foot

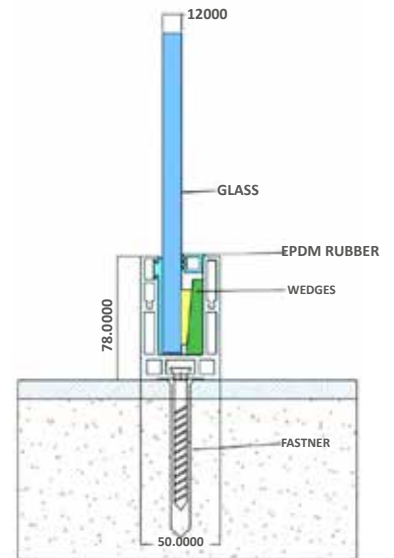
Finish :
Mill/Raw | Wooden | Anodized |
Powder Coating | Rose Gold |
PVDF

Specification

- System for 12mm Glass
- Support glass height up to 3 feet



Full Endcap



C-FL - 10

90 x 60mm

Profile Length :
16 foot & 12 foot

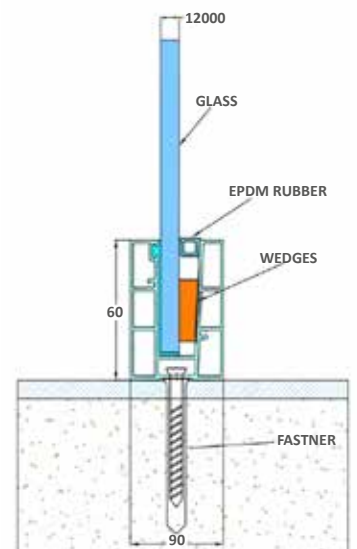
Finish :
Mill/Raw | Wooden | Anodized |
Powder Coating | Rose Gold |
PVDF

Specification

- System for 12mm Glass
- Support glass height up to 3 feet



Full Endcap



RAILING CONTINUOUS FULL LENGTH SYSTEM



C-FL - 11

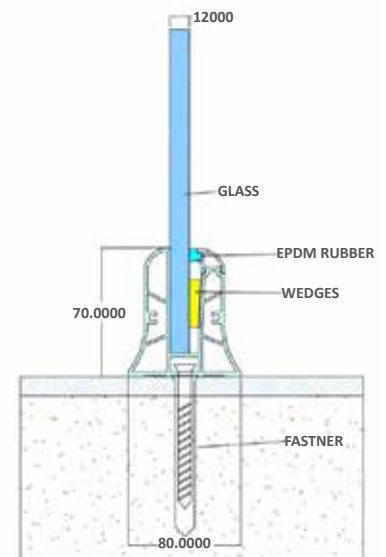
CURVED MODEL

Profile Length :
16 foot & 12 foot

Finish :
**Mill/Raw | Wooden | Anodized |
Powder Coating | Rose Gold |
PVDF**

Specification

- System for 12mm Glass
- Support glass height up to 3 feet



Sloted Endcap



Full Endcap



C-FL - 12

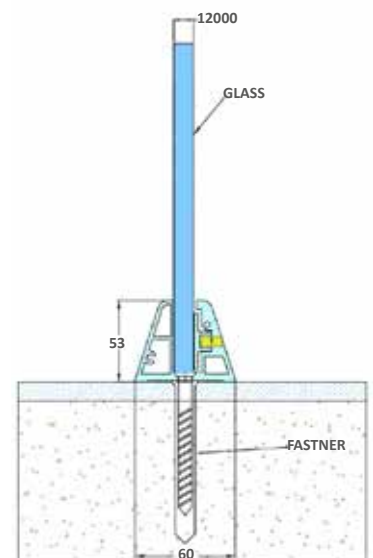
50mm Triangle

Profile Length :
16 foot & 12 foot

Finish :
**Mill/Raw | Wooden | Anodized |
Powder Coating | Rose Gold |
PVDF**

Specification

- System for 12mm Glass
- Support glass height up to 3 feet



Sloted Endcap



Full Endcap

RAILING CONTINUOUS FULL LENGTH SYSTEM



C-FL - 13

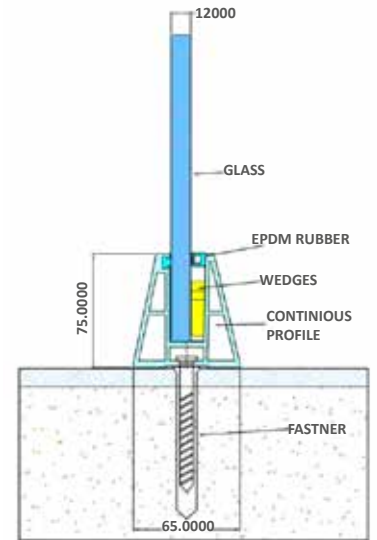
75mm Triangle

Profile Length :
16 foot & 12 foot

Finish :
Mill/Raw | Wooden | Anodized |
Powder Coating | Rose Gold |
PVDF

Specification

- System for 12mm Glass
- Support glass height up to 3 feet



Full Endcap



C-FL - 14

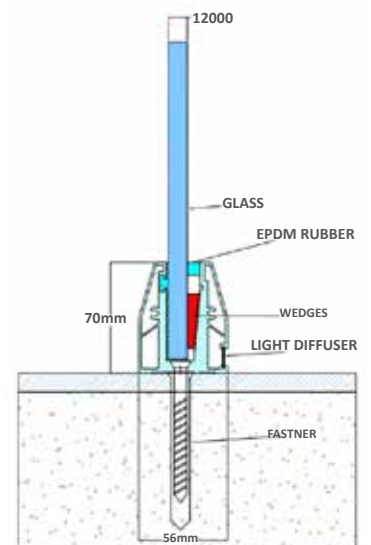
BOTTOM LED

Profile Length :
16 foot

Finish :
Mill/Raw | Wooden | Anodized |
Powder Coating | Rose Gold |
PVDF

Specification

- System for 12mm Glass
- Support glass height up to 3 feet



Full Endcap

RAILING CONTINUOUS FULL LENGTH SYSTEM



C-FL - 15

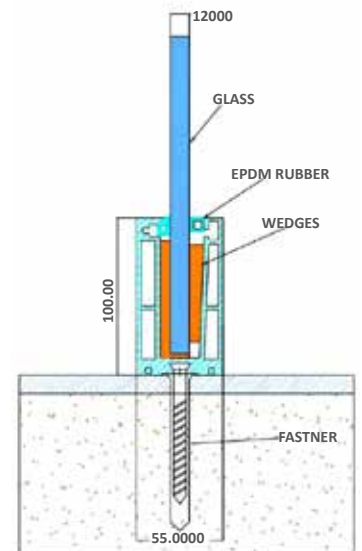
100 x 55mm

Profile Length :
16 foot & 12 foot

Finish :
Mill/Raw | Wooden | Anodized |
Powder Coating | Rose Gold |
PVDF

Specification

- System for 12mm Glass
- Support glass height up to 3 to 3.5 feet



Full Endcap



C-FL - 16

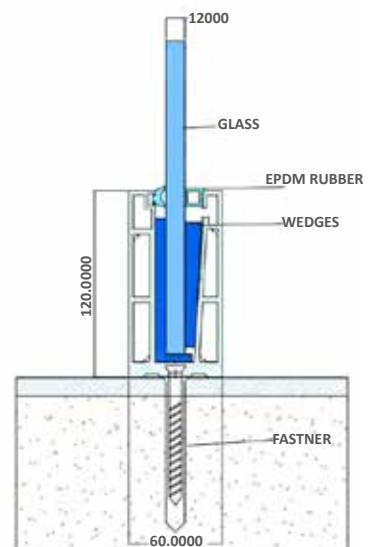
120 x 60mm

Profile Length :
12 foot

Finish :
Mill/Raw | Wooden | Anodized |
Powder Coating | Rose Gold |
PVDF

Specification

- System for 12mm Glass
- Support glass height up to 3 to 4 feet



Full Endcap



scan qr for
video application

RAILING CONTINUOUS FULL LENGTH SYSTEM



C-FL - 17

125 x 70mm HEAVY

Profile Length :
12 foot

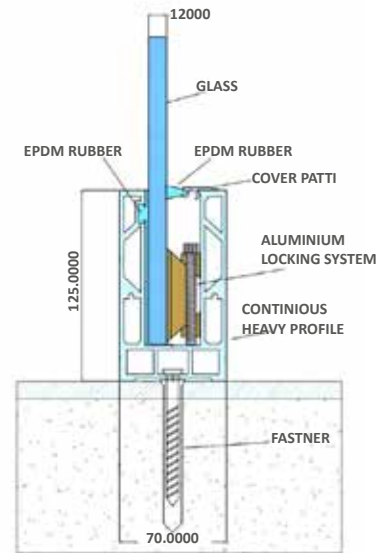
Finish :
Mill/Raw | Wooden | Anodized |
Powder Coating | Rose Gold |
PVDF

Specification

- System for 12mm to 17.5mm Glass
- Support glass height up to 4 feet



scan qr for
video application



Sloted Endcap



Full Endcap



C-FL - 18

100mm TRIANGLE

Profile Length :
12 foot

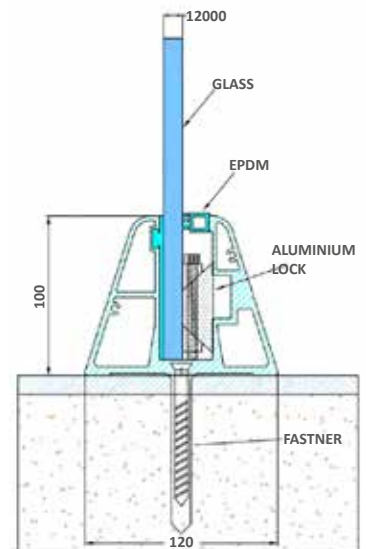
Finish :
Mill/Raw | Wooden | Anodized |
Powder Coating | Rose Gold |
PVDF

Specification

- System for 12mm to 25mm Glass
- Support glass height up to 4 feet



Full Endcap





**CONCEALED
SYSTEM**

CONCEALED SYSTEM



C-CS - 1

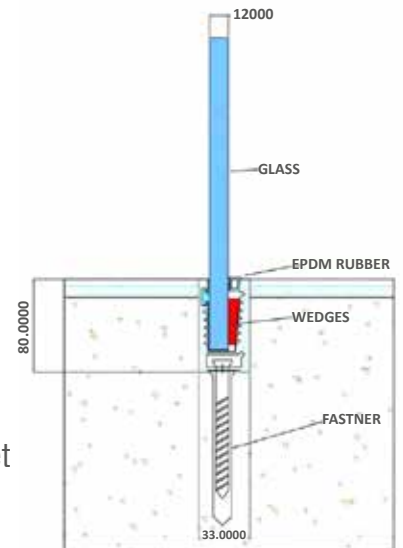
60mm Concealed

Profile Length :
16 foot & 12 foot

Finish :
Mill/Raw | Wooden | Anodized |
Powder Coating | Rose Gold |
PVDF

Specification

- System for 12mm Glass
- Support glass height up to 2.5 feet



C-CS - 2

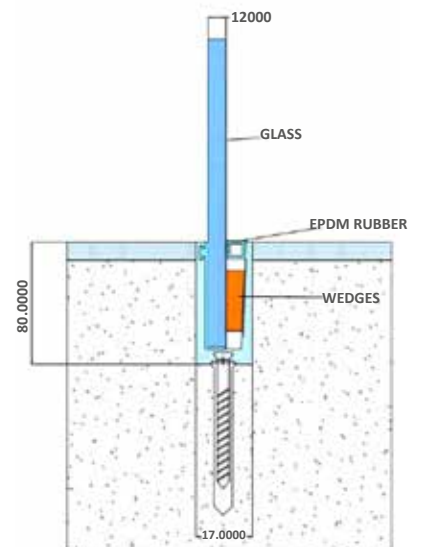
80mm Concealed

Profile Length :
16 Foot & 12 foot

Finish :
Mill/Raw | Wooden | Anodized |
Powder Coating | Rose Gold |
PVDF

Specification

- System for 12mm Glass
- Support glass height up to 3 feet



CONCEALED SYSTEM



C-CS - 3

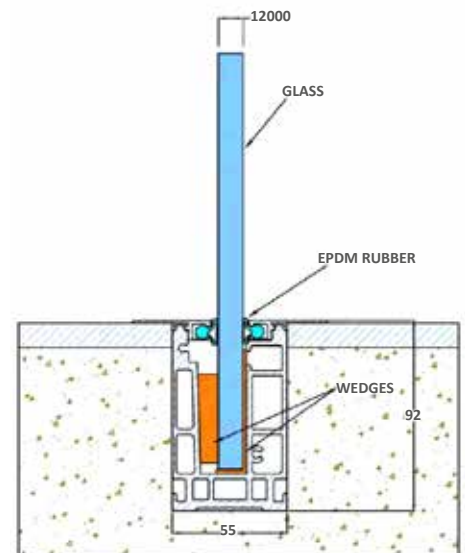
90mm Concealed

Profile Length :
16 foot & 12 foot

Finish :
Mill/Raw | Wooden | Anodized |
Powder Coating | Rose Gold |
PVDF

Specification

- System for 12mm Glass
- Support glass height up to 3 feet



SIDE MOUNT SYSTEM



C-SM - 1

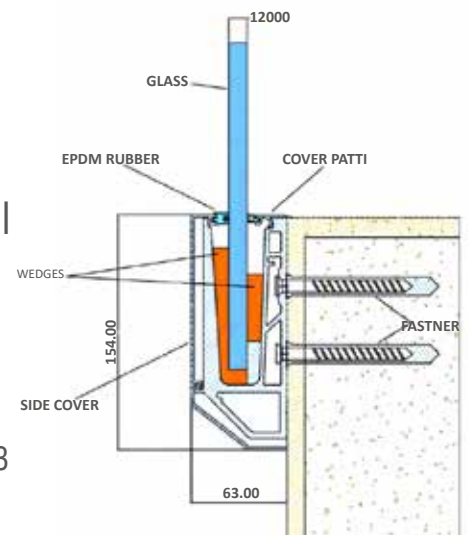
SIDE MOUNT

Profile Length :
16 foot & 12 foot

Finish :
Mill/Raw | Wooden | Anodized |
Powder Coating | Rose Gold |
PVDF

Specification


- System for 12mm Glass
- Support glass height up to 3 feet



Sloted Endcap



Full Endcap



**BRACKET
SYSTEM**

BRACKET SYSTEM



C-BRA - 1

L BRACKET

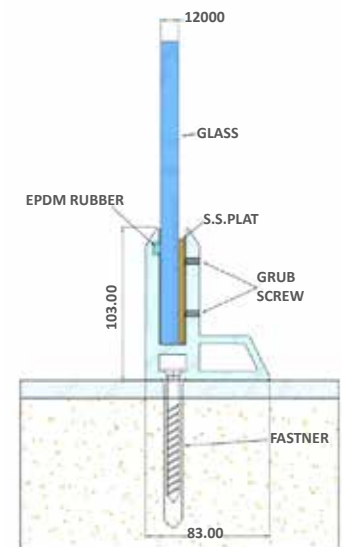
Bracket Length :
70mm

Finish :

**Mill/Raw | Wooden | Anodized |
Powder Coating | Rose Gold |
PVDF**

Specification

- System for 12mm Glass
- Support glass height up to 3 feet



C-BRA - 2

T BRACKET

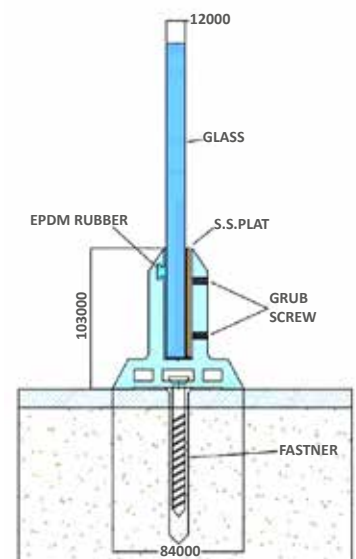
Bracket Length :
70mm

Finish :

**Mill/Raw | Wooden | Anodized |
Powder Coating | Rose Gold |
PVDF**

Specification

- System for 12mm Glass
- Support glass height up to 3 feet



BRACKET SYSTEM



C-BRA - 3

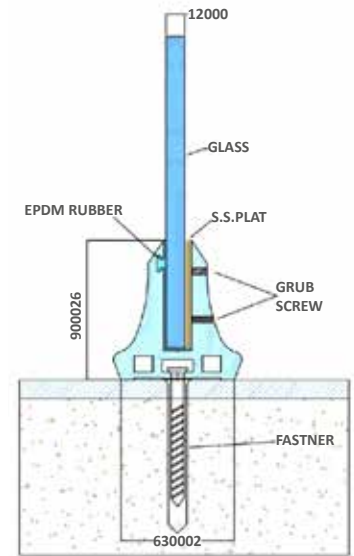
CURVED T BRACKET

Bracket Length :
70mm

Finish :
**Mill/Raw | Wooden | Anodized |
Powder Coating | Rose Gold |
PVDF**

Specification

- System for 12mm Glass
- Support glass height up to 3 to 3.5 feet



C-BRA - 4

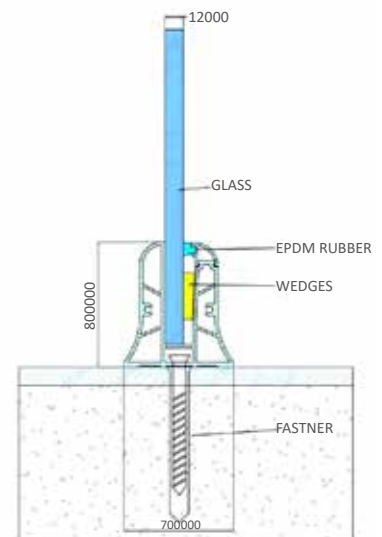
TURKEY BRACKET

Bracket Length :
70mm

Finish :
**Mill/Raw | Wooden | Anodized |
Powder Coating | Rose Gold |
PVDF**

Specification

- System for 12mm Glass
- Support glass height up to 3 to 4 feet



BRACKET SYSTEM



C-BRA - 5

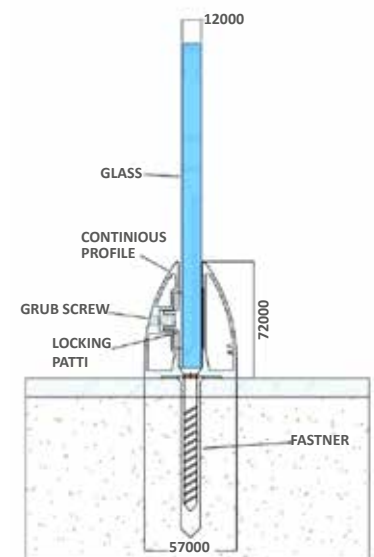
FERRY BRACKET

Bracket Length :
3inch, 4inch, 6inch

Finish :
**Mill/Raw | Wooden | Anodized |
Powder Coating | Rose Gold |
PVDF**

Specification

- System for 12mm Glass
- Support glass height up to 3 feet



C-BRA - 6

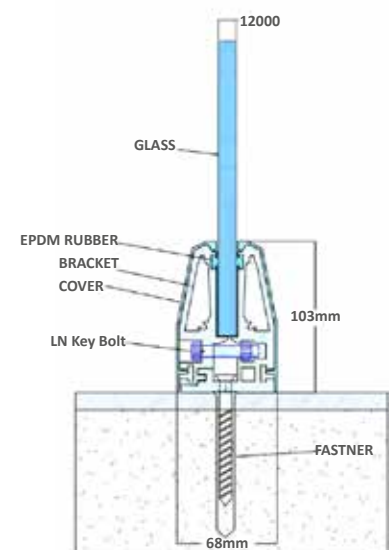
STEP BRACKET

Bracket Length :
70mm

Finish :
**Mill/Raw | Wooden | Anodized |
Powder Coating | Rose Gold |
PVDF**

Specification

- System for 12mm Glass
- Support glass height up to 3 feet



BRACKET SYSTEM



C-BRA - 7

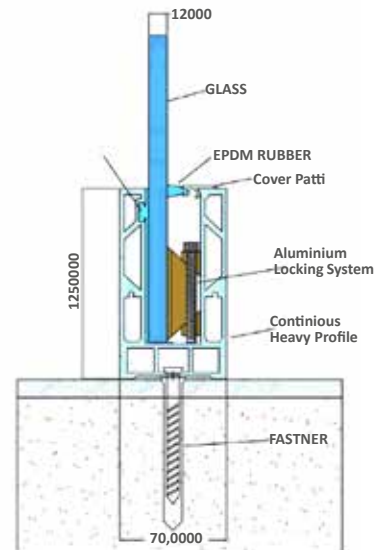
125mm BRACKET

Bracket Length :
70mm

Finish :
Mill/Raw | Wooden | Anodized |
Powder Coating | Rose Gold |
PVDF

Specification

- System for 12mm Glass
- Support glass height up to 3 feet



C-BRA - 8

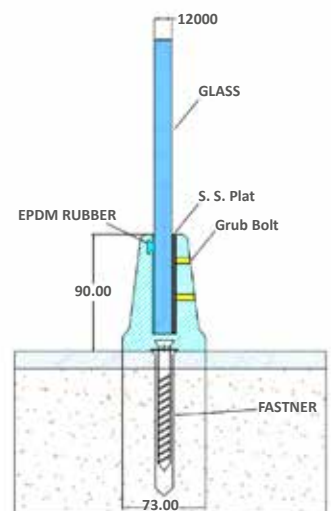
80mm BRACKET

Bracket Length :
70mm

Finish :
Mill/Raw | Wooden | Anodized |
Powder Coating | Rose Gold |
PVDF

Specification

- System for 12mm Glass
- Support glass height up to 3 feet



BRACKET SYSTEM



C-BRA - 9

V BRACKET

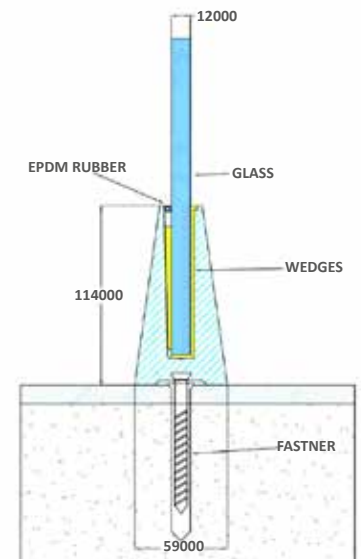
Bracket Length :
55mm

Finish :

**Mill/Raw | Wooden | Anodized |
Powder Coating | Rose Gold |
PVDF**

Specification

- System for 12mm Glass
- Support glass height up to 3 feet



C-BRA - 10

V BRACKET 6inch

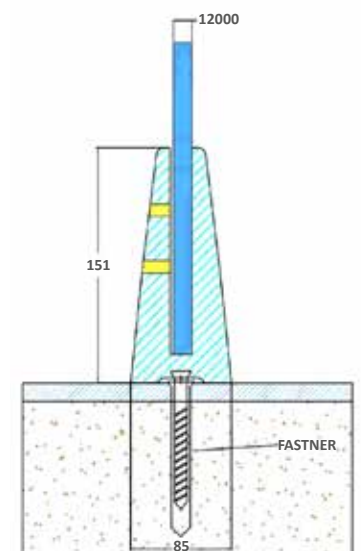
Bracket Length :
50mm


Finish :

**Mill/Raw | Wooden | Anodized |
Powder Coating | Rose Gold |
PVDF**

Specification

- System for 12mm Glass
- Support glass height up to 3 feet





**TOP
HANDRAIL**

TOP HANDRAIL

PRODUCT	CODE	SIZE	END CAP	FIX BEND	WALL CONCEAL	MODULAR BEND
	C-TR-1					
	C-TR-2					
	C-TR-3					
	C-TR-4					
	C-TR-5					
	C-TR-6					
	C-TR-7					
	C-TR-8					
	C-TR-9					

TOP HANDRAIL

PRODUCT	CODE	SIZE	END CAP	FIX BEND	WALL CONCEAL	MODULAR BEND
	C-TR-10					
	C-TR-11					
	C-TR-12					
	C-TR-13					
	C-TR-14					
	C-TR-15					
	C-TR-16					
	C-TR-17					

Finish :
 Mill/Raw | Wooden | Anodized |
 Powder Coating | Rose Gold | PVDF

scan qr for
 video application



SS RAILINGS

GLASS STUD



SOLID GLASS STUD



Top



Bottom



L Corner





SPIGOT 01



SPIGOT 02



SPIGOT 03

RAILLING



SPIGOT 04



SPIGOT 05



SPIGOT 06



scan qr for
video application



SPIGOT 07



SPIGOT 08



SPIGOT 09



SPIGOT 10



SPIGOT 11



SPIGOT 12



scan qr for
video application

SS HANDRAIL BRACKETS & ACCESSORIES



C-HB-01



C-HB-02



C-HB-03



C-HB-04



C-HB-05



C-HB-06



C-HB-07



C-HB-08



C-HB-09



C-HB-10



C-HB-11



C-HB-12



C-HB-13



C-HB-14



C-HB-15



C-HB-16


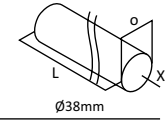






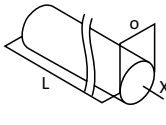






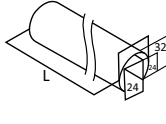






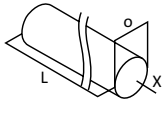






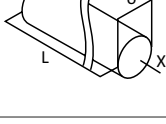




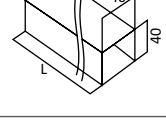






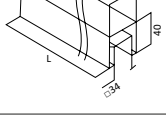






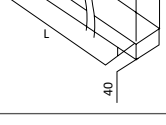






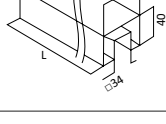






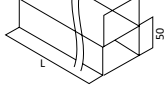







C-HB-17



C-HB-18

STEEL HANDRAIL

PRODUCT	CODE	SIZE	END CAP	UNI. BEND	90° BEND	WALL CONCEAL	JOINTER
	C-SH-01	 Ø38mm					
	C-SH-02						
	C-SH-03						
	C-SH-04						
	C-SH-05						
	C-SH-06						
	C-SH-07						
	C-SH-08						
	C-SH-09						
	C-SH-10						

AUTOMATIC SENSOR DOOR FITTING

Automatic Sensor Double Door Set (Length - 4.2mtr)



Description : Sensor (Bea eagle 6 swiss brand)



Finish : Standard

Description : Motor Brushless DC, Worm Geared



Finish : Standard

Description : Control Module (Micro Computerised Unit)



Finish : Standard

Description : Hanging Group Roller and Hanging Parts



Finish : Standard

Description : Up & Down Connection Bracket



Finish : Standard

Description : Trolley Pulley Tensio Adjusting Device



Finish : Standard

Description : Timing Belt



Finish : Standard

Description : Mounting Track, Profile, 4.2 Meters, 130mm



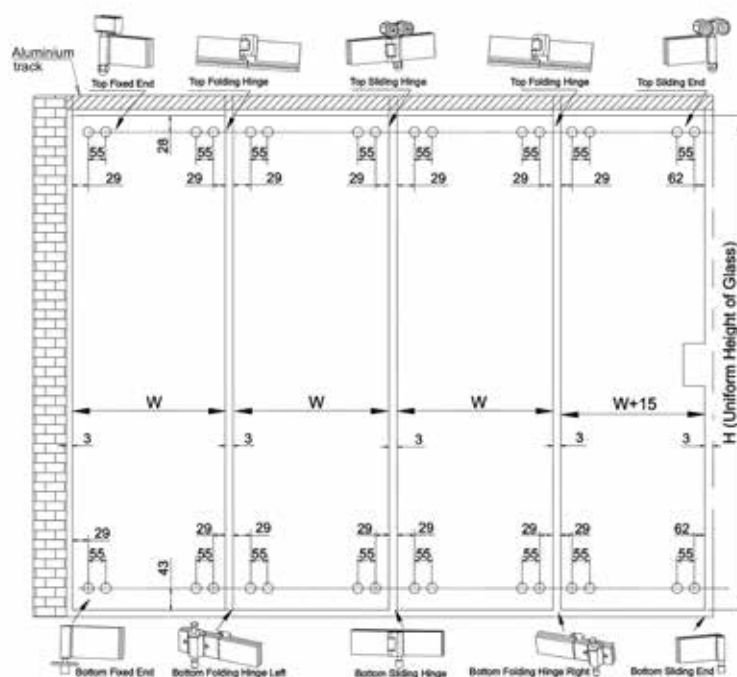
Finish : Standard

Description : Floor Guide



Finish : Standard

FRAMELESS SLIDING FOLDING SYSTEM



scan qr for
video application

FLOOR SPRING

CR-ECO (WA)

Description : Crome eco floor spring 80kg with accessories



Finish:  SSS BM GO RG PSS AB WN

CR-ECO

Description : Crome eco floor spring 80kg capacity without accessories



Finish:  SSS BM GO RG PSS AB WN

CR-7400 (WA)


Description : Crome 7400 floor spring 90kg capacity with accessories



Finish:  SSS BM GO RG PSS AB WN

CR-7400

Description : Crome 7400 floor spring 90kg capacity without accessories



Finish:  SSS BM GO RG PSS AB WN



scan qr for video application

CR-8400 (WA)

Description : Crome 8400 floor spring 120kg capacity with accessories



Finish:  SSS BM GO RG PSS AB WN

CR-8400

Description : Crome 8400 floor spring 120kg capacity without accessories



Finish:  SSS BM GO RG PSS AB WN

HYDRAULIC PATCH

Description : Hydraulic patch capacity 100kg




Finish:  SSS BM GO RG PSS AB WN

CR-Bottom Pivot

Description : Bottom pivot for self closing



Finish:  SSS BM GO RG PSS AB WN

GLASS DOOR LOCKS (WITHOUT CUTOUT)

CRPL - 2

Description : Without cutout lock (Glass to Glass)



Finish:  SSS BM GO RG PSS AB WN

CRPL - 4

Description : Without cutout lock (Glass to Wall)



Finish:  SSS BM GO RG PSS AB WN

CRPL - 5

Description : Without cutout lock (Glass to Glass)



Finish:  SSS BM GO RG PSS AB WN

CRPL - 6

Description : Without cutout lock (Glass to Wall)



Finish:  SSS BM GO RG PSS AB WN

CRPL - 7

Description : Without cutout lock (Glass to Glass)



Finish:  SSS BM GO RG PSS AB WN

CRPL - 8

Description : Without cutout lock (Glass to Wall)



Finish:  SSS BM GO RG PSS AB WN

CRPL - 3

Description : Without cutout lock (Glass to Glass)




Finish:  SSS BM GO RG PSS AB WN

CRPL - 9

Description : Without cutout lock (Glass to Wall)



Finish:  SSS BM GO RG PSS AB WN

GLASS DOOR HANDLE

CRPH - 1

Description : SS 304 D type handle



Size : 8" (H-H 200mm)
10" (H-H 250mm)
12" (H-H 300mm)
18" (H-H 450mm)
24" (H-H 600mm)

CRPH - 2

Description : SS 304 H type handle



Size : 8" (H-H 150mm)
10" (H-H 200mm)
12" (H-H 200mm)
18" (H-H 300mm)
24" (H-H 450mm)
36" (H-H 600mm)

CRPH - 3

Description : SS 304 S type handle



Size : 14" (H-H 300mm)

CRPH - 4

Description : SS 304 Rectangular type round pipe handle



Size : 12" (H-H 300mm)

CRPH - 5

Description : SS 304 Rectangular type square pipe handle



Size : 12" (H-H 300mm)

CRPH - 6

Description : SS 304 D bend type handle



Size : 12" (H-H 300mm)

CRPH - 7

Description : SS 304 Hole to Hole adjustable type H type handle



Size : 12" (H-H Adjustable)
18" (H-H Adjustable)
24" (H-H Adjustable)

CRPH - 8


Description : Wooden & Stainless H type



Size : Hole to Hole 300mm

CRPH - 9

Description : Designer type stainless steel & wooden handle



Size : Hole to Hole 300mm

CRPH - 12

Description : SS 304 H Type Handle With Key

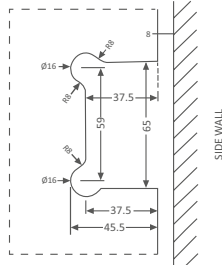


Size : 60" (H-H 1125mm)

SHOWER FITTINGS / SHOWER CUBICLES HARDWARE

CRSH - SS - 1

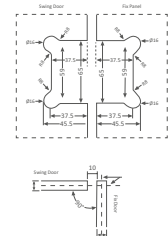
Description : SS-304 Shower hinges wall to glass 90°



Finish: SSS BM GO RG PSS AB WN

CRSH - SS - 2

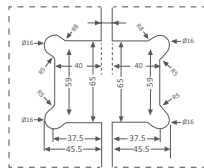
Description : SS-304 Shower hinges glass to glass 90°



Finish: SSS BM GO RG PSS AB WN

CRSH - SS - 3

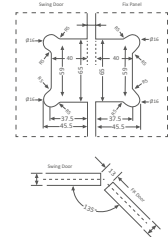
Description : SSS-304 Shower hinges glass to glass 180°



Finish: SSS BM GO RG PSS AB WN

CRSH - SS - 4

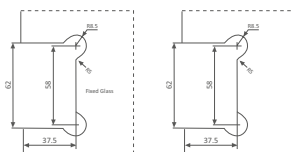
Description : SS-304 Shower hinges glass to glass 135°



Finish: SSS BM GO RG PSS AB WN

CRSH - SS - 6

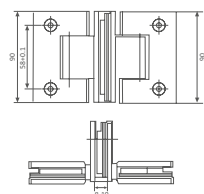
Description : SS-304 shower hinges wall to glass 90° single slide pening



Finish: SSS BM GO RG PSS AB WN

CRSH - SS - 9

Description : SS-304 double action 3-Way 'T' shower hinges

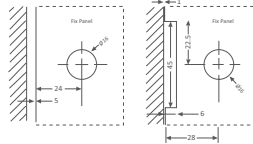


Finish: SSS BM GO RG PSS AB WN

SHOWER ACCESSORIES

CRGC - 1

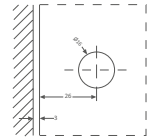
Description : Glass connector fixed



Finish:  SSS BM GO RG PSS AB WN

CRGC - 2

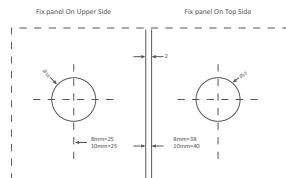
Description : Glass connector wall to glass 90°



Finish:  SSS BM GO RG PSS AB WN

CRGC - 3

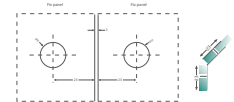
Description : Glass connector glass to glass 90°



Finish:  SSS BM GO RG PSS AB WN

CRGC - 4

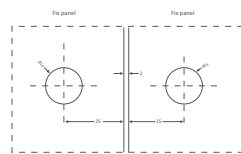
Description : Glass connector glass to glass 135°



Finish:  SSS BM GO RG PSS AB WN

CRGC - 5

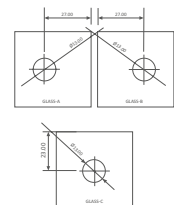
Description : Glass connector glass to glass 180°



Finish:  SSS BM GO RG PSS AB WN

CRGC - 6

Description : Glass connector 'T' shape 3-way glass



Finish:  SSS BM GO RG PSS AB WN

CRSKH - 1

Description : Shower knight head reinforcement with wall connector




Finish:  SSS BM GO RG PSS AB WN

CRSKH - 2

Description : Shower knight head reinforcement rod support from glass through & through



Finish:  SSS BM GO RG PSS AB WN

SHOWER ACCESSORIES

CRSKH - 3

Description : Shower knight head reinforcement rod support from glass one side blind



Finish:  SSS BM GO RG PSS AB WN

CRSKH - 4

Description : Shower connector to joint pipe at any angle



Finish:  SSS BM GO RG PSS AB WN

CRSKH - 6

Description : Shower 'T' connector for pipe 3 way



Finish:  SSS BM GO RG PSS AB WN

CRSH - TB - 1

Description : Towel bar handle



Finish:  SSS BM GO RG PSS AB WN

DOOR KNOBS

CRDK - 1

Description : Door Knobs



Finish:  SSS BM GO RG PSS AB WN

CRDK - 2

Description : Door Knobs



Finish:  SSS BM GO RG PSS AB WN

CRDK - 3

Description : Door Knobs




Finish:  SSS BM GO RG PSS AB WN

CRDK - 4

Description : Door Knobs



Finish:  SSS BM GO RG PSS AB WN

SHOWER SLIDING HANDLES

CRSL - 1

Description : Sliding door handle



Finish:  SSS BM GO RG PSS AB WN

CRSL - 2

Description : Sliding door handle



Finish:  SSS BM GO RG PSS AB WN

CRSL - 3

Description : Sliding door handle



Finish:  SSS BM GO RG PSS AB WN

CRSL - 5

Description : Sliding door handle



Finish:  SSS BM GO RG PSS AB WN

GLASS CATCHER & DOOR STOPPER

CRGL - 3

Description : Aluminium horizontal sunction

Capacity : 100kg vertical sunction
Capacity : 80kg



Finish : Standard

CRGL - 5

Description : Aluminium horizontal sunction

Capacity : 170kg vertical sunction
Capacity : 150kg



Finish : Standard

CR - ST

Description : Openable glass door stopper



Finish : Standard

DOOR CLOSER

VCAN DOOR CLOSER

Description : Door closer weight capacity - 45kg
Material : Aluminium



Finish : Standard

CRDC - 9

Description : Door closer weight capacity - 60kg
Material : Aluminium



Finish : Standard

CRDC - 1 (Premium)

Description : Door closer weight capacity - 60kg
Material : Aluminium



Finish:  SIL BM



scan qr for installation video



CRDC - 2

Description : Door closer weight capacity - 80kg
Material : Aluminium



Finish:  SIL BM



scan qr for installation video



GLASS DOOR SEAL / PROFILES

CRGP - 1

Description : Glass profile
Size : 8mm, 10mm, 12mm

Length : 7ft & 8ft
Finish : Standard



CRGP - 2

Description : Glass profile
Size : 8mm, 10mm, 12mm

Length : 7ft & 8ft
Finish : Standard



CRGP - 3

Description : Glass profile
Size : 8mm, 10mm, 12mm

Length : 7ft & 8ft
Finish : Standard



CRGP - 4

Description : Glass profile
Size : 8mm, 10mm, 12mm

Length : 7ft & 8ft
Finish : Standard



CRGP - 5

Description : Glass profile
Size : 10mm

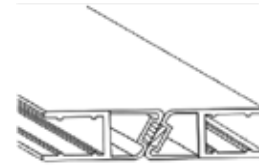
Length : 7ft & 8ft
Finish : Standard



CRGP - M1

Description : Magnetic Seal 180°
Size : 8mm, 10mm, 12mm

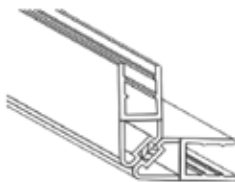
Length : 7ft & 8ft
Finish : Standard



CRGP - M2

Description : Magnetic Seal 90°
Size : 8mm, 10mm, 12mm

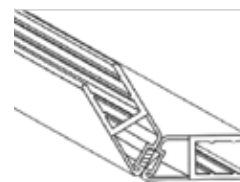
Length : 7ft & 8ft
Finish : Standard



CRGP - M3

Description : Magnetic Seal 135°
Size : 8mm, 10mm, 12mm

Length : 7ft & 8ft
Finish : Standard



CRGP - M4

Description : Glass to glass seal

Length : 3mtr
Finish : Standard



CRGP - M5

Description : Glass to glass two way seal

Length : 3mtr
Finish : Standard



GLASS SLIDING FITTING

CRSF - 1

Description : Weight capacity 80kg with accessorie



Finish:  SSS BM GO RG PSS AB WN

CRSF - 6

Description : Weight capacity 110kg with accessories



Finish:  SSS BM GO RG PSS AB WN

CRSF - 1 - A2

Description : Wall to track fixing clamp



Finish : Standard

CRST - 1

Description : Single track (single door sliding)
Length : 2, 3 & 4mtr



Finish : Standard

CRST - 2

Description : Double track (double door sliding)
Length : 2 & 4mtr



Finish : Standard

CRST - 3

Description : Single track with fixed (single door sliding with fixed glass) **Length :** 2, 3 & 4mtr



Finish : Standard

CRST - 4

Description : 12ft aluminium track



Finish : Standard

CRSF - 11

Description : 4 nylon wheels connected with capacity for 100kgs



Finish : Standard

CRSF - 12

Description : 4 nylon wheels connected with capacity for 170kgs



Finish : Standard

GLASS SLIDING FITTING

CRSF - 3

Description : Glass sliding door system pipe type, 150kg capacity



Finish:  SSS BM GO RG PSS AB WN

CRSF - 4

Description : Glass sliding door system
Length : 1.65, 2, 3 & 4mtr



Finish:  SSS BM GO RG PSS AB WN

CRSF - 9

Description : Glass sliding door system
Length : 1.65, 2mtr



Finish:  SSS BM GO RG PSS AB WN

SPIDER FITTINGS

CRSP - F1

Description : Corner track connector for 90°



Finish : Standard

CRSP - W1

Description : Weight capacity 80kg with accessories



Finish : Standard

CRSP - F2

Description : Weight capacity 110kg with accessories



Finish : Standard

CRSP - W2

Description : Stopper



Finish : Standard

CRSP - F3

Description : Sliding floor guide
Size : 10mm



Finish : Standard

CRSP - W3

Description : Wall to track fixture



Finish : Standard

CRSP - F4

Description : Single track (only door) 2 & 4mtr length



CRSP - W4

Description : Double track double door 2 & 4mtr



SPIDER ACCESSORIES & CANOPY FITTINGS

CRSP - R1

Description : Glass sliding door system | **Length :** 1.6mt



Finish : Standard

CRSP - R2

Description : Glass sliding door system | **Length :** 2mt



Finish : Standard

CRSP - R3

Description : Corner track connector for 90°



Finish : Standard

CRSP - R4

Description : Weight capacity 80kg with accessories



Finish : Standard

CRSP - FP - 1, 2, 3

Description : Weight capacity 110kg with accessories



Finish : Standard

CRSP - SP - 1, 2, 3

Description : Stopper



Finish : Standard

CRCF - 1

Description : Sliding floor guide
Size : 10mm



Finish : Standard

CRCF - 2

Description : Wall to track fixture



Finish : Standard

CRCF - 3

Description : Single track (only door) 2 & 4mtr



Finish : Standard

CRCF - 4

Description : Double track double door 2 & 4mtr



Finish : Standard

CRCF - 5

Description : Double track door & fixed glass 2 & 4mtr length



Finish : Standard

CRCF - 6

Description : 12ft aluminium track



Finish : Standard

CHROME DGU GLASS SYSTEM (DOUBLE GLAZED UNIT)

CRAS - 1

Description : Aluminium spacer 5mt length
Size : 6mm, 8mm, 10mm, 12mm



Finish : Standard

CRAS - 2

Description : Corner clit
Size : 6mm, 8mm, 10mm, 12mm



Finish : Standard

CRAS - 4

Description : Molecular sieves (Desiccant)



Finish : Standard

CRAS - 5

Description : Aluminium spacer tape



Finish : Standard

GLAZING CHANNEL

Description : Interlock glazing channel with gaskets length - 3mtr



Finish : Standard

SMART TRACK

Description : Interlock glazing channel with gaskets length - 3mtr Suitable for 8,10,12mm glass



Finish : Standard



Head Office

Vardhaman Extrusion
#33/2, A.M.Road. Kalasipalayam, Bangalore - 560002
Opposite Bangalore one office and Near Popular automobiles.
+91 9663372778 | +91 08041571414

Mumbai Branch

Room No.13, 1st Floor, Plot No. 23A, Chanda Ramji Building,
Keshavji Naik Road, Fountain, Bhat Bazaar, Mumbai - 400009



SCAN TO DOWNLOAD
VCAN UPVC HARDWARE
CATALOGUE (EDITION-3)



CROME ALUMINIUM SYSTEM
HARDWARE CATALOGUE
(EDITION-3)



SCAN FOR OUR OFFICIAL
YOUTUBE PAGE