

SCHÜCO




**Schueco AS PD 70.NI**  
Panorama design sliding system



Double-track sliding door  
(Interlock section)



Double-track sliding door  
(Dynamic threshold)



Invisible threshold detail

## Schueco AS PD 70.NI

### Panorama design sliding system

The Schueco panorama design sliding system with its floor-to-ceiling glazing allows natural light to flood your home. The system offers a combination of a slim interlock section and a concealed outer frame that creates an uninterrupted view from the inside to the outside. The system meets the highest performance requirements and is easy to use.

#### **Slim profiles**

A 19 mm and 25 mm interlock profile width not only offers your home an elegant look, but it is also built for high-structural stability to handle tall and wide openings.

#### **Concealed frames**

The system allows room-height glass with large vent widths and leaving a pure panorama view.

#### **Unique dynamic threshold**

The new Schueco sliding system AS PD 70.NI boasts a patented threshold design that automatically raises to maintain flush threshold at the bottom and side outer frames.

#### **Overlapping interlock**

The system provides the same slim face width even for a two-track-four-shutter typology.

#### **Multiple design configurations**

Multiple typologies and thresholds help to personalise new-build homes and renovation.

#### **Integrated handle**

Custom-engineered handle that is a seamless extension of the system, with optimised grip and ease of use.

#### **Invisible threshold**

Get a seamless transition between the inside and outside floor, with the new invisible threshold.

## Elegance with performance



### Unrestricted views

The combination of fully concealed frames and slim profiles of 19 / 25 mm provides unobstructed sightlines.



### Unique barrier-free threshold

An integrated dynamic-threshold option provides a seamless transition from the inside to the outside.



### Abundant daylight

Large glass panels allow natural light to flood your home improving your health and well-being.

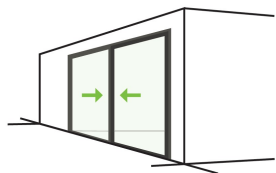


### Smooth operation

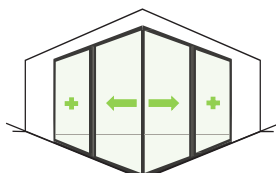
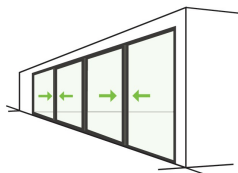
Precision, high-quality rollers and easy-to-grip integrated handles make even the large vents easy to operate.

## Design typology

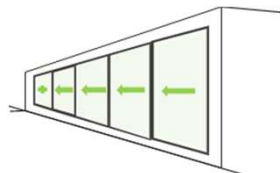
Sliding



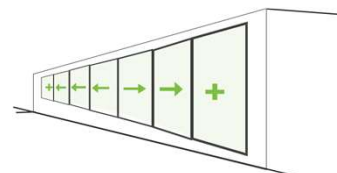
Two tracks



90° corner



Four tracks



Five tracks

and many more possibilities...

## System data

**Max. 3000mm**  
Vent width

**Max. 4500 mm**  
Vent height

**19 mm / 25 mm**  
Interlock face width

**14 – 40 mm**  
Glass thickness

**Upto 500 kg**  
Vent weight

## Schueco certified performance


Tested as per ASTM and European standards



Windload resistance  
Upto Class CE 3000- 3000



Max. test pressure




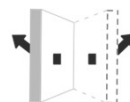
Frame deflection




Water-tightness  
Upto Class 9A- 600 Pa



Durability  
25000 cycles



Air-permeability  
Class 4- 600 Pa



## The Schueco advantage

An integrated design, materials and service approach to deliver the highest global standards to your home



### Design rigor & philosophy

Each system from Schueco brings 70 years of global experience in structural detailing and design innovation.



### High-performance materials & processes

High-EPDM-content gasket with peroxide curing technology, integrated drainage system, and custom brush seal, all contribute to best-in-class air, water, wind and acoustic performance.



### Accessory specifications & testing

Engineered, high-quality materials designed for smooth operation, corrosion resistance and durability with meticulous testing of all components, ensure consistent long-term performance.



### Last-mile training and support

Schueco provides in-depth technical and hands-on training to the fabricator partners and certify them to deliver outstanding buildings.

## Schueco - System solutions for windows, doors and façades

Schueco products are extensively used all over the world and meet the highest requirements of design, comfort, security and energy efficiency. Headquartered in Bielefeld, the Schueco Group has more than 6,330 employees worldwide and strives to be the industry leader in terms of technology and service today and in the future. The company is active in more than 80 countries and works together with over 40,000 fabricators, developers, architects and investors.



### Registered office, Mumbai

Schueco India Private Limited  
WeWork Chromium, Office No. 01A104,  
JVLR, Raje Sambhaji Nagar, Andheri (East),  
Mumbai, Maharashtra - 400 076  
Phone: +91 22 678 689 89

### Regional office, Bangalore

Schueco India Private Limited  
Unit No.201, August Center BBMP Khatha No.  
937/138 & 139/3B/1 Kempe Gowda International  
Airport Road, Yelahanka, Bangalore - 560 064  
Phone: +91 80 666 989 89

### Regional office, New Delhi

Schueco India Private Limited  
Office number 318, Tower B DLF Towers,  
Jasola, New Delhi - 110 025  
Phone: +91 11 694 089 89