



A Guide to your Vertical Coating Booth

Introduction

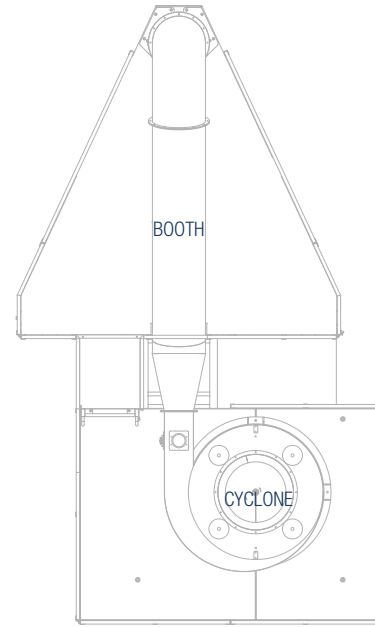
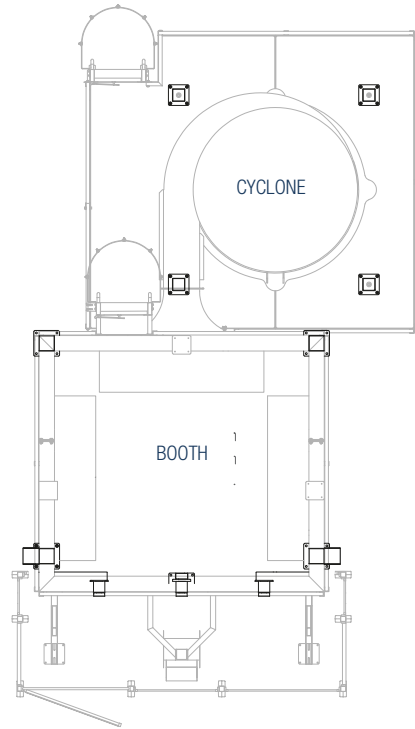
SAT is an engineering company that is committed to developing new and market leading innovations, each designed to improve the performance and operation of its vertical powder coating lines.

With over 35 years experience, **SAT** have designed, developed and introduced many of the innovative solutions which are recognized today as the worldwide industry standard. This aspect highlights the company foresight and the capacity to offer the **best possible and cutting-edge technologies** to all its clients.

The powder coating booth is one of the most important elements of our Vertical Coating line. For this reason, we've decided to create this "guide book" to describe all the numerous possibilities we can offer.

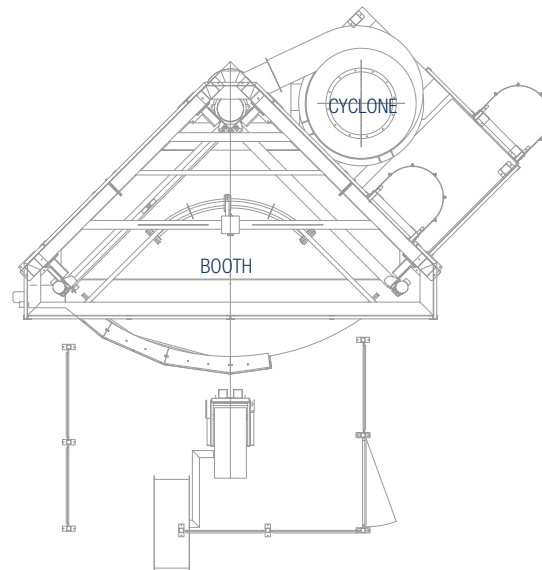
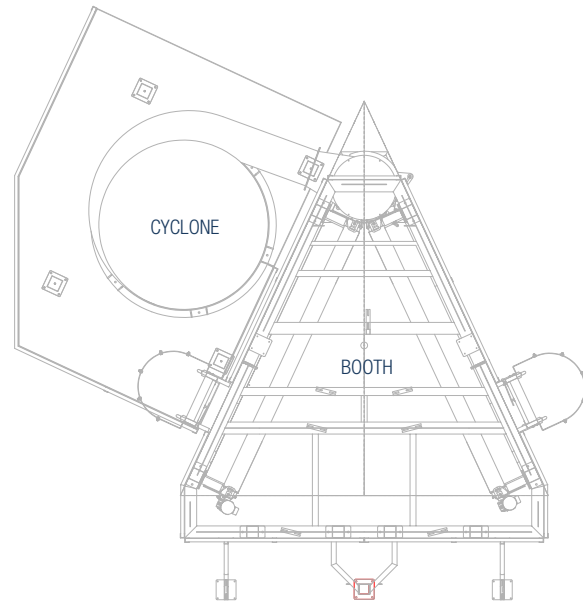
The following pages will guide you through the comprehensive range of vertical powder coating booths, offering insight into our solutions and allowing you to directly match your requirements with the optimal booth solution.

SAT Powder Booths



CUBE STANDARD

CUBE GRANDE



V 180° ROTATION

In SAT we have everything you need to powder coat your aluminum extrusions.

We are the specialists in the field of surfaces finishing, we have the expertise, we know the market and we have multiple solutions to fulfill every customer's needs:

- 1) C-Expert Powder Booth
- 2) Cube Standard Powder Booth
- 3) Cube Grande Powder Booth
- 4) V 180° Rotation Powder Booth

All the coating booths and equipments are compliant with ATEX Standards.

All coating booths can be proposed for aluminium profiles lengths ranging from 6000 to 8000 mm (or customisable for longer profiles).



C-EXPERT

POWDER BOOTH

42 + 


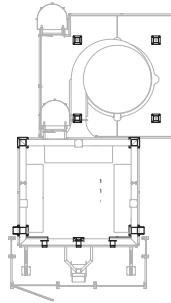
C-EXPERT POWDER BOOTH in operation across THE GLOBE.

	WHERE	N° OF GUNS	POTENTIAL USERS
C-EXPERT	constant speed even with complex geometry profiles and perfect integration with VISI-1 system	16 - 24	Job Coaters and Extruders
CUBE STANDARD	CUBE line up to 1.4 m/min	12 - 16	Small / Medium Job Coaters and Users
CUBE GRANDE	high speed CUBE line (> 1.4 m/min) and vertical line up to 2m/min	20 - 24	Job Coaters and Extruders
V 180° ROTATION	high speed line with complex geometry profiles using all the guns on the same side of the profiles	20 - 24	Job Coaters and Extruders

C-Expert

SAT Powder Booth

C-Expert Powder Booth Characteristics



16/24 GUNS
spraying on both sides.

**GUNS
HEAD = 90°**

1.6 METERS
the width of the walls.
**SELF-CLEANING WALLS
EFFECTIVE EVEN IN THE
CASE OF DARK
COLOURS.**

CYCLONE:

- Located behind the booth in order to optimize the footprint
- Openable cyclone

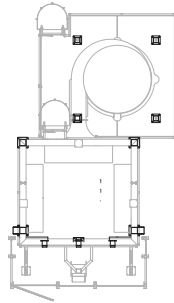
5/8MIN colour change

CHARACTERISTICS

**DYNAMIC
SUCTION SYSTEM**

FIXED HOOKS
on the conveyor

C-Expert Powder Booth Advantages




PERFECT FOR DIFFICULT
PROFILES, ALSO AT HIGH CONVEYOR SPEEDS

ADVANTAGES

SPECIFICALLY
DEVELOPED TO WORK
WITH **VISICOAT**
VISION SYSTEM

COMPLETE INTEGRATION
WITH **GEMA**
MAGICCONTROL 4.0





156+



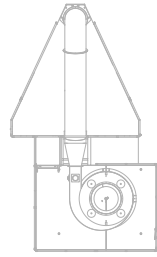
CUBE STANDARD POWDER BOOTHS in operation across THE GLOBE.

	WHERE	N° OF GUNS	POTENTIAL USERS
C-EXPERT	constant speed even with complex geometry profiles and perfect integration with VISI-1 system	16 - 24	Job Coaters and Extruders
CUBE STANDARD	CUBE line up to 1.4 m/min	12 - 16	Small / Medium Job Coaters and Users
CUBE GRANDE	high speed CUBE line (> 1.4 m/min) and vertical line up to 2m/min	20 - 24	Job Coaters and Extruders
V 180° ROTATION	high speed line with complex geometry profiles using all the guns on the same side of the profiles	20 - 24	Job Coaters and Extruders

Cube Standard

SATPowder Booth

Cube Standard Powder Booth Characteristics



12/16 GUNS
spraying on both sides.

GUNS HEAD = 60° *

CHARACTERISTICS

2.5 METERS
the width of the walls.
SELF-CLEANING WALLS
EFFECTIVE EVEN IN THE
CASE OF DARK
COLOURS.

* **CYCLONE:**

- Located in front of the booth
- Closed cyclone as standard, or openable cyclone as customization

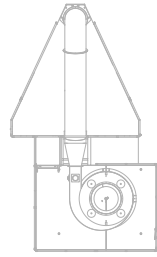
7 MIN colour change
(WITH CLOSED CYCLONE)

*** DYNAMIC SUCTION SYSTEM**
(following the reciprocator course)
along the line connecting the 2 walls

FIXED HOOKS
on the conveyor *

* same characteristics in Standard Powder Booths and Grande Powder Booths

Cube Standard Powder Booth Advantages



**UNIFORMITY
OF THE POWDER
THICKNESS ***

*** HIGH
POWDER TRANSFER
EFFICIENCY**

ADVANTAGES

COST EFFECTIVE *

* same advantages in Standard Powder Booths and Grande Powder Booths, but with higher speed





35+




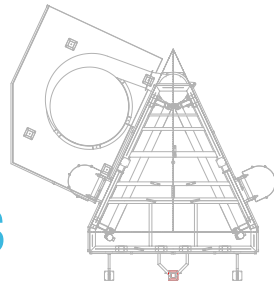
CUBE GRANDE POWDER BOOTHS in operation across THE GLOBE.

	WHERE	N° OF GUNS	POTENTIAL USERS
C-EXPERT	constant speed even with complex geometry profiles and perfect integration with VISI-1 system	16 - 24	Job Coaters and Extruders
CUBE STANDARD	CUBE line up to 1.4 m/min	12 - 16	Small / Medium Job Coaters and Users
CUBE GRANDE	high speed CUBE line (> 1.4 m/min) and vertical line up to 2m/min	20 - 24	Job Coaters and Extruders
V 180° ROTATION	high speed line with complex geometry profiles using all the guns on the same side of the profiles	20 - 24	Job Coaters and Extruders

Cube Grande

SATPowder Booth

Cube Grande Powder Booth Characteristics



20/24 GUNS
spraying on both sides.

**GUNS
HEAD = 60° ***

3 METERS
the width of the walls.
**SELF-CLEANING WALLS
EFFECTIVE EVEN IN THE
CASE OF DARK
COLOURS.**

* **CYCLONE:**

- Located behind the booth in order to optimize the footprint
- Closed cyclone as standard, or openable cyclone as customization

7 MIN colour change
(WITH CLOSED CYCLONE)

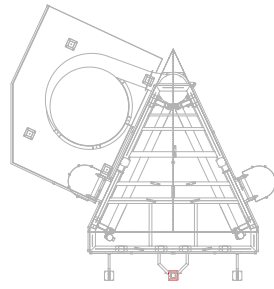
CHARACTERISTICS

*** DYNAMIC
SUCTION SYSTEM**
(following the reciprocator course)
along the line connecting the 2 walls

FIXED HOOKS
on the conveyor *

* same characteristics as the Standard Powder Booths and Grande Powder Booths

Cube Grande Powder Booth Advantages



**UNIFORMITY
OF THE POWDER
THICKNESS ***


*** HIGH
POWDER TRANSFER
EFFICIENCY**

ADVANTAGES

COST EFFECTIVE *

* same advantages as the Standard Powder Booths and Grande Powder Booths, but with higher speed





29 + 


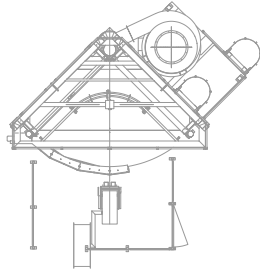
**V 180° ROTATION
POWDER BOOTHS** in operation across THE GLOBE.

	WHERE	N° OF GUNS	POTENTIAL USERS
C-EXPERT	constant speed even with complex geometry profiles and perfect integration with VISI-1 system	16 - 24	Job Coaters and Extruders
CUBE STANDARD	CUBE line up to 1.4 m/min	12 - 16	Small / Medium Job Coaters and Users
CUBE GRANDE	high speed CUBE line (> 1.4 m/min) and vertical line up to 2m/min	20 - 24	Job Coaters and Extruders
V 180° ROTATION	high speed line with complex geometry profiles using all the guns on the same side of the profiles	20 - 24	Job Coaters and Extruders

V 180° Rotation

SATPowder Booth

V 180° Rotation Powder Booth Characteristics



20/24 GUNS
all in parallel.

**GUNS
HEAD = 0°**

2.5 METERS
the width of the walls.
**THE SELF-CLEANING
SYSTEM IS ON THE
FLOOR.**

CYCLONE:

- Located behind the booth in order to optimize the footprint
- Closed cyclone as standard, or openable cyclone as customization

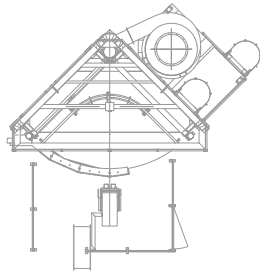
7 MIN colour change
(WITH CLOSED CYCLONE)

CHARACTERISTICS

SUCTION SYSTEM
(distance and total volume of the booth higher than CUBE booths)

ROTATING HOOKS
on the conveyor

V 180° Rotation Powder Booth Advantages



POSSIBILITY TO
**VARY THE
DISTANCE** OF THE
GUNS FROM CONVEYOR
(+/- 50mm)

**SELF
CLEANING
FLOOR SYSTEM**

ADVANTAGES

GUNS EQUIPPED WITH
**AUTOMATIC
CLEANING
RINGS**
(NO PIT NEEDED)

**IDEAL FOR
SINGLE FACE
PROFILE COATING**





sataluminium.com



SAT | Surface Aluminium Technologies s.r.l.

Via Meucci, 4 | 37135 Verona | Italy

T 0039 045 828 0601

F 0039 045 821 3937



gemapowdercoating.com



graco.com