

**LGu-PVC®**

[www.lgupvcprofiles.com](http://www.lgupvcprofiles.com)

# **FINEST UPVC PROFILES**

LGu-PVC creates advanced window culture



**Windows & Doors**



## LGu-PVC's Superior Quality

### USING GENUINE PRODUCT FOR 100% PERFORMANCE

For optimum window quality, only using LGu-PVC genuine profile and accessory

### TOTAL PROCESS CONTROL

We regulate quality throughout the entire process from the product design to production and distribution

### ECO-FRIENDLY RECIPE

Our profile is free of lead, cadmium and mercury which is a harmful heavy metal

### 20 YEARS WARRANTY

We warrants guarantee for discoloration and defective materials fo window profiles for 20 years



## WHY LGu-PVC Window

**1** DOUBLE SEALED INTERLOCK PARTS

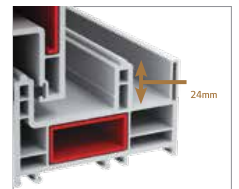
**2** ONE-TOUCH STOPPER

**3** HETERO-PROFILE WELDING

**4** SMOOTH OPENING SYSTEM

**5** STAIR TYPE STRUCTURE

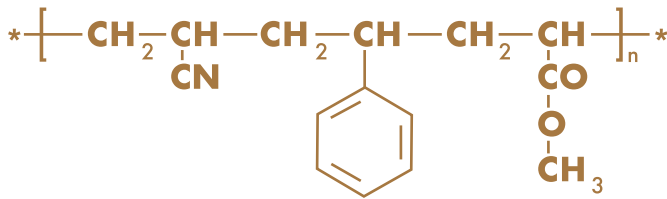
**6** RAISED WATER BLOCK



# ASA (TiO2 Based)

## ACRYLONITRILE STYRENE ACRYLATE

ASA is co-extruded technology where a thin layer of color or white pigment is applied during extrusion, totally different from lamination and other co-extrusion



### ACRYLONITRILE

Chemical Resistance Surface  
Hardness Tensile Strength

### STYRENE

Surface Hardness  
Rigidity

### ACRYLATE

Weatherability Property  
Retention Toughness

### ASA BENEFITS - OUTSIDE

- ASA material being strong against heat and scratch
- Antistatic surface treatment with better dustproof function
- Warranty of more than 20 years (No color fade and peel off)
- Perfectly reflect more realistic texture of titanium alloy

### ASA BENEFITS - INSIDE

- Aesthetic appearance and expectations
- High weather resistance coating technology
- Internal texture doesn't fade



## ASA FEATURES

### WEATHER RESISTANCE

ASA - coated uPVC profile can withstand harsh weather conditions for at least 20 to 30 years.

### UV RESISTANCE

ASA has 99% UV resistance.

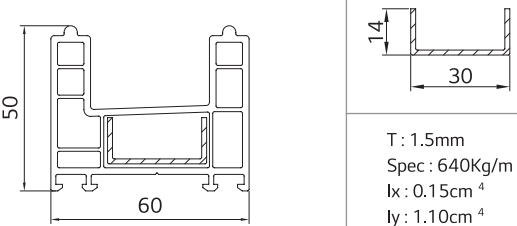
### COLOR RETENTION

The ASA coating helps the profile retain their colour for a long time. ASA has 98% color retention, compared to 60% for non-coated uPVC profile.

# Sliding Window Profile Technical Sheet

60ND | 88ND | 108ND

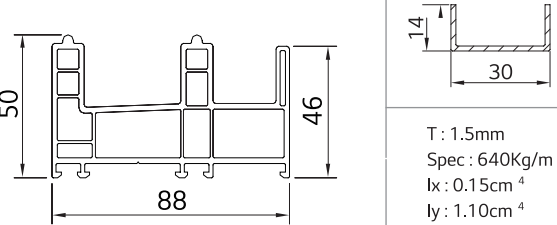
## SLIDING BODY FRAME



T: 1.5mm  
Spec: 640Kg/m  
Ix: 0.15cm<sup>4</sup>  
Iy: 1.10cm<sup>4</sup>

BF-60ND	Weight: 0.920 Kg/m	BF-60NDRF   6 PCS/PKG
---------	--------------------	-----------------------

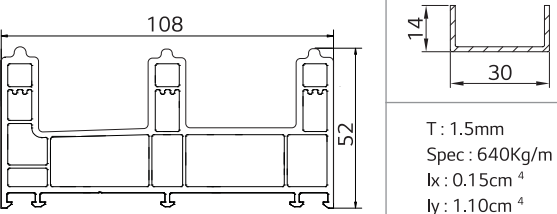
## SLIDING BODY FRAME



T: 1.5mm  
Spec: 640Kg/m  
Ix: 0.15cm<sup>4</sup>  
Iy: 1.10cm<sup>4</sup>

BF-88ND	Weight: 1.250 Kg/m	BF-88NDRF   6 PCS/PKG
---------	--------------------	-----------------------

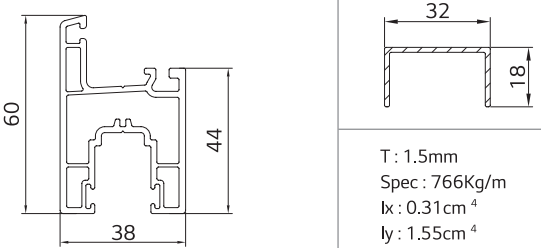
## SLIDING BODY FRAME



T: 1.5mm  
Spec: 640Kg/m  
Ix: 0.15cm<sup>4</sup>  
Iy: 1.10cm<sup>4</sup>

BF-108ND	Weight: 1.560 Kg/m	BF-60NDRF   4 PCS/PKG
----------	--------------------	-----------------------

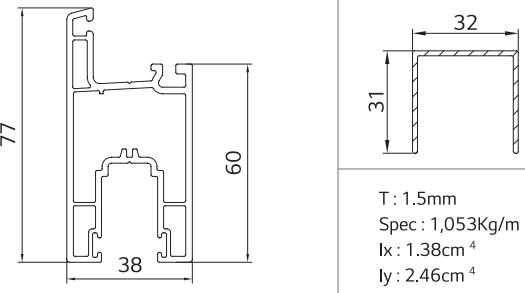
## SLIDING SASH (WINDOW)



T: 1.5mm  
Spec: 766Kg/m  
Ix: 0.31cm<sup>4</sup>  
Iy: 1.55cm<sup>4</sup>

SF-60ND	Weight: 0.760 Kg/m	SF-60NDRF   10 PCS/PKG
---------	--------------------	------------------------

## SLIDING SASH (DOOR)

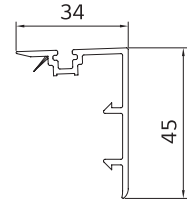


T: 1.5mm  
Spec: 1,053Kg/m  
Ix: 1.38cm<sup>4</sup>  
Iy: 2.46cm<sup>4</sup>

SF-77ND	Weight: 0.860 Kg/m	SF-77NDRF   8 PCS/PKG
---------	--------------------	-----------------------

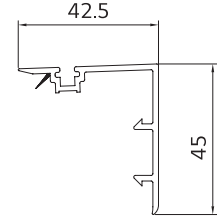
## MARGINAL COVER

MC-60ND  
Package: 30 PCS/PKG  
Weight: 0.250 Kg/m



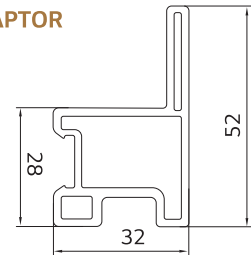
## MARGINAL COVER

MC-77ND  
Package: 30 PCS/PKG  
Weight: 0.270 Kg/m



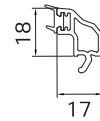
## MOSQUITO RAIL / GRILL ADAPTOR

MR-68ND  
Package: 20 PCS/PKG  
Weight: 0.530 Kg/m



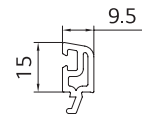
## GLAZING BEAD

GB-5ND  
Package: 30 PCS/PKG  
Weight: 0.210 Kg/m



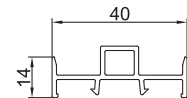
## GLAZING BEAD

GB-1015SW  
Package: 30 PCS/PKG  
Weight: 0.138 Kg/m



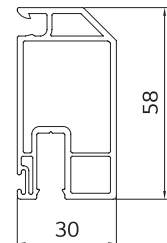
## CENTER INSERT

CI-77ND  
Package: 20 PCS/PKG  
Weight: 0.258 Kg/m



## SCREEN SASH

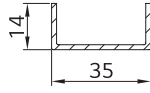
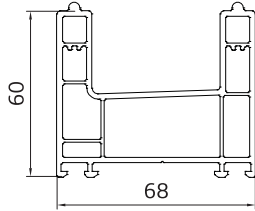
MF-58ND  
Package: 12 PCS/PKG  
Weight: 0.630 Kg/m



# Sliding Window Profile Technical Sheet

68ND | 100ND | 124ND

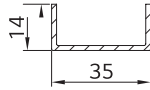
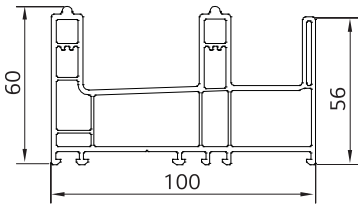
## SLIDING BODY FRAME



T : 1.5mm  
Spec : 640Kg/m  
Ix : 0.15cm<sup>4</sup>  
Iy : 1.10cm<sup>4</sup>

BF-68ND	Weight: 1.280 Kg/m	BF-60NDRF   6 PCS/PKG
---------	--------------------	-----------------------

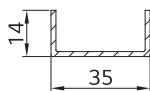
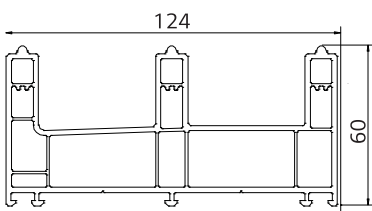
## SLIDING BODY FRAME



T : 1.5mm  
Spec : 640Kg/m  
Ix : 0.15cm<sup>4</sup>  
Iy : 1.10cm<sup>4</sup>

BF-100ND	Weight: 1.770 Kg/m	BF-88NDRF   6 PCS/PKG
----------	--------------------	-----------------------

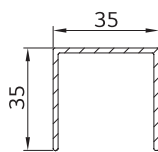
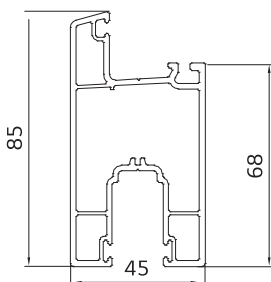
## SLIDING BODY FRAME



T : 1.5mm  
Spec : 640Kg/m  
Ix : 0.15cm<sup>4</sup>  
Iy : 1.10cm<sup>4</sup>

BF-124ND	Weight: 1.788 Kg/m	BF-60NDRF   4 PCS/PKG
----------	--------------------	-----------------------

## SLIDING SASH SHUTTER (DOOR)



T : 1.5mm  
Spec : 1,053Kg/m  
Ix : 1.38cm<sup>4</sup>  
Iy : 2.46cm<sup>4</sup>

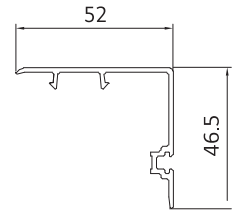
SF-85ND	Weight: 1.220 Kg/m	SF-77NDRF   6 PCS/PKG
---------	--------------------	-----------------------

## MARGINAL COVER

MC-85ND

Package: 30 PCS/PKG

Weight: 0.290 Kg/m

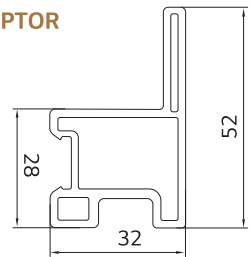


## MOSQUITO RAIL / GRILL ADAPTOR

MR-68ND

Package: 20 PCS/PKG

Weight: 0.530 Kg/m

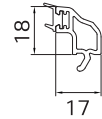


## GLAZING BEAD

GB-5ND

Package: 30 PCS/PKG

Weight: 0.210 Kg/m

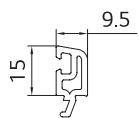


## GLAZING BEAD

GB-1015SW

Package: 30 PCS/PKG

Weight: 0.138 Kg/m

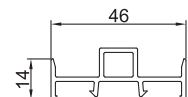


## CENTER INSERT

CI-85ND

Package: 20 PCS/PKG

Weight: 0.320 Kg/m

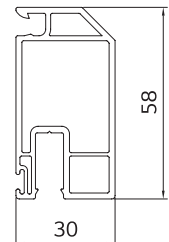


## SCREEN SASH

MF-58ND

Package: 12 PCS/PKG

Weight: 0.630 Kg/m



# Casement Window & Door Series Technical Sheet

## BODY FRAME (WINDOW)

<p>T: 1.5mm WT: 1,046Kg/m Ix: 0.83cm<sup>4</sup> Iy: 1.43cm<sup>4</sup></p>	<p>T: 1.5mm WT: 1,023Kg/m Ix: 0.60cm<sup>4</sup> Iy: 1.51cm<sup>4</sup></p>
<b>BF-60PW</b>	<b>Weight: 1.060 Kg/m</b>
<b>BF-60PRF   6 PCS/PKG</b>	

## WINDOW SASH (OUTWARD)

<p>T: 1.5mm WT: 885Kg/m Ix: 0.95cm<sup>4</sup> Iy: 1.45cm<sup>4</sup></p>	<p>T: 1.5mm 2.0mm WT: 1,512Kg/m 2,002Kg/m Ix: 5.03cm<sup>4</sup> 6.59cm<sup>4</sup> Iy: 4.15cm<sup>4</sup> 5.33cm<sup>4</sup></p>
<b>SF-60PWO</b>	<b>Weight: 1.240 Kg/m</b>
<b>SF-60DRF   5 PCS/PKG</b>	

## T-MULLION (INWARD)

<p>T: 1.5mm WT: 1,128Kg/m Ix: 0.69cm<sup>4</sup> Iy: 2.15cm<sup>4</sup></p>	<p>T: 1.5mm 2.0mm WT: 1,512Kg/m 2,002Kg/m Ix: 5.03cm<sup>4</sup> 6.59cm<sup>4</sup> Iy: 4.15cm<sup>4</sup> 5.33cm<sup>4</sup></p>
<b>FF-60PWO</b>	<b>Weight: 1.180 Kg/m</b>
<b>FF-60PRF   6 PCS/PKG</b>	

## WINDOW SASH (INWARD)

<p>T: 1.5mm WT: 804Kg/m Ix: 0.42cm<sup>4</sup> Iy: 1.69cm<sup>4</sup></p>	<p>T: 1.5mm 2.0mm WT: 1,512Kg/m 2,002Kg/m Ix: 5.03cm<sup>4</sup> 6.59cm<sup>4</sup> Iy: 4.15cm<sup>4</sup> 5.33cm<sup>4</sup></p>
<b>SF-60PWI</b>	<b>Weight: 1.210 Kg/m</b>
<b>SF-60PIRF   6 PCS/PKG</b>	

## Z-MULLION (OUTWARD)

<b>FZ-60PW</b>	<b>Weight: 1.165 Kg/m</b>
<b>FZ-60PRF   6 PCS/PKG</b>	

## DOOR SASH (OUTWARD)

<b>SF-60DWO</b>	<b>Weight: 1.540 Kg/m</b>
<b>SF-60DRF   5 PCS/PKG</b>	

## DOOR SASH (INWARD)

<b>SF-60DWI</b>	<b>Weight: 1.820 Kg/m</b>
<b>SF-60PIRF   4 PCS/PKG</b>	

## GLAZING BEAD

<b>GB-3420</b>	
<b>Package: 30 PCS/PKG</b>	
<b>Weight: 0.255 Kg/m</b>	

## SPLICED PLANK (DOOR PANEL)

<b>SP-100W</b>	
<b>Package: 6 PCS/PKG</b>	
<b>Weight: 0.800 Kg/m</b>	

## SUB PROFILE

### COUPLING PROFILE

HP-88W

Package:40 PCS/PKG

Weight: 0.110 Kg/m

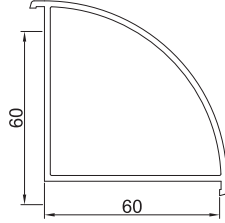


### 90° CORNER

CB 60W-1

Package:4 PCS/PKG

Weight: 0.717 Kg/m

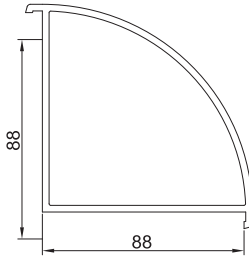


### 90° CORNER

CB 88SW

Package:4 PCS/PKG

Weight: 0.967 Kg/m

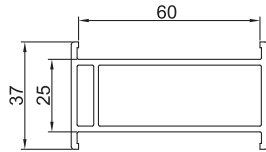


### LINK BAR

LB 60W-1

Package:6 PCS/PKG

Weight: 0.563 Kg/m

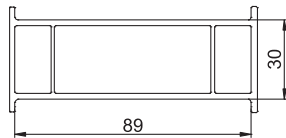


### LENGTH BAR

LB-88SW

Package:6 PCS/PKG

Weight: 0.783 Kg/m

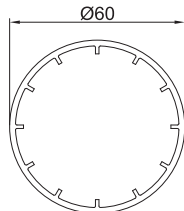


### COUPLING

CR -65W

Package:8 PCS/PKG

Weight: 0.667 Kg/m

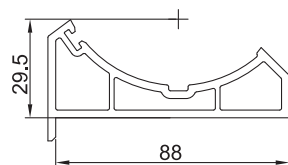


### COUPLING ADAPTOR

CJ -88SW

Package:12 PCS/PKG

Weight: 0.7 Kg/m

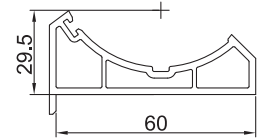


### COUPLING ADAPTOR

CJ -65SW

Package:12 PCS/PKG

Weight: 0.5 Kg/m

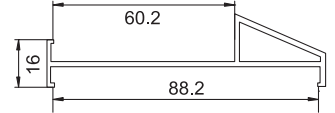


### COUPLING PROFILE

LP-88SW

Package:20 PCS/PKG

Weight: 0.60 Kg/m

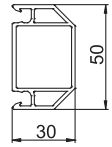


### MOSQUITO CENTER STYLE

CS-58ND

Package:12 PCS/PKG

Weight: 0.45 Kg/m

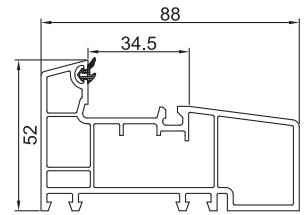


### FIXED FRAME

FM-88ND

Package:8 PCS/PKG

Weight: 1.07 Kg/m

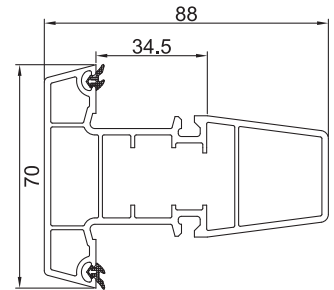


### FIXED MULLION

FF-88ND

Package:6 PCS/PKG

Weight: 1.13 Kg/m

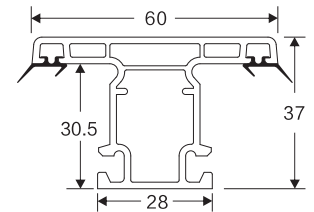


### SASH MULLION

CS-60

Package:6 PCS/PKG

Weight: 0.64 Kg/m

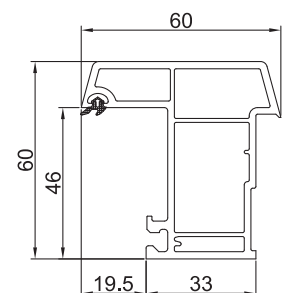


### SUSPENDED STILE

SS-60W

Package:6 PCS/PKG

Weight: 0.94 Kg/m



# LGu-PVC Profiles comes with LGu Hardware only

## Sliding window

Manual Pop-Up handle	One Touch Lock Handle - BIG	One Touch Lock Handle - SMALL	Manual Espagnolette Rod	Casement Espag
White	White	White		

## Casement window

Espag Handle	Cockspur Handle	Friction Stay	Rod-77ND	Casement Espag
			2Lock 500mm 2Lock 1000mm 3Lock 1400mm 4Lock 1800mm	2Lock 400mm 2Lock 600mm 3Lock 800mm 4Lock 1000mm 4Lock 1200mm 3Lock 1400mm 4Lock 1600mm 4Lock 1800mm
White	White			

## Accessory

1 Touch Lock Striker	Sliding ESPAG Striker	Heavy Load Sustainable Roller		
		77 Roller 2P	77 Roller 1P	60 Roller 1P
Filling piece	Shock Absorber	Shock Absorber	Rail Stopper	3D Hinge
	SF 77 ND	SF 60 ND		

Nov 2024



Head Office & Factory: LGu PVC India LLP  
 S.No.66, Bungalow Road, Nallur Village, Sholavaram, Chennai 600 067  
 Telephone: +91 98414 42672 / +91 81223 42672 Email: lguwindows@gmail.com  
 Email: lgupvcindia@gmail.com | Website: www.lgupvcprofiles.com

Authorized Dealer