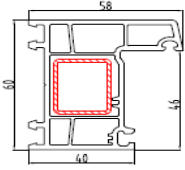
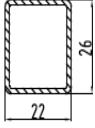
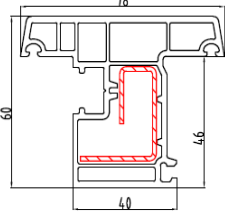
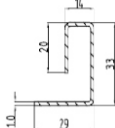
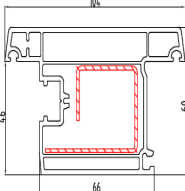
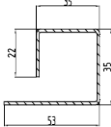
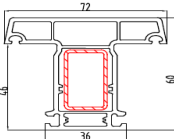
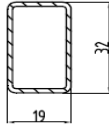
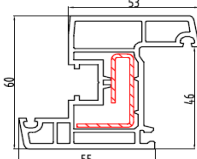
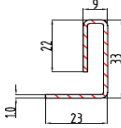
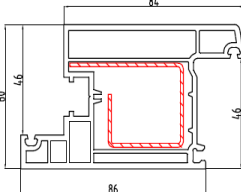
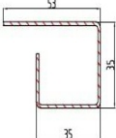
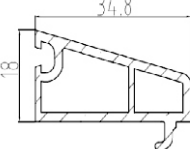





*A night-glory at your window
keeps your morning clean and bright*


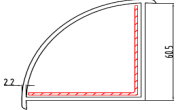

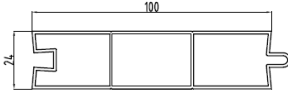
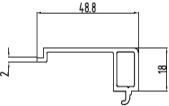
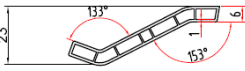
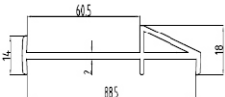
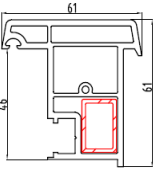
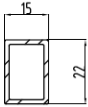
INNOVATIVE
uPVC WINDOW & DOOR SOLUTIONS

INNOVATIVE CASEMENT DIAMOND SERIES - 60 MM

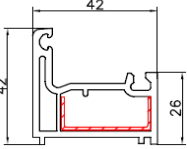
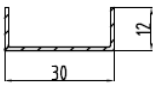
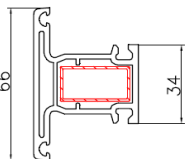
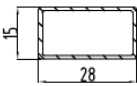
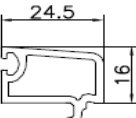
| SI. No. | NAME & DETAILS | CODE NO | SECTIONAL VIEW | REINFORCEMENT | WEIGHT / METER | PACK QTY. | LENGTH (MTRS) |
|---------|---------------------------------------|-------------|-------------------------------------------------------------------------------------------|---------------------------------------------------------------------------------------|----------------|-----------|---------------|
| 1 | CASEMENT WINDOW OUTER FRAME | I-CW-OT-001 | *  |  | 1.000 | 4 | 5.9 |
| 2 | CASEMENT OUTWARD WINDOW SASH | I-CW-OT-002 | **  |  | 1.300 | 4 | 5.9 |
| 3 | CASEMENT OUTWARD DOOR SASH | I-CW-OT-003 | **  |  | 1.570 | 2 | 5.9 |
| 4 | T - MULLION | I-CW-OT-004 | **  |  | 1.050 | 4 | 5.9 |
| 5 | CASEMENT INWARD WINDOW SASH | I-CW-OT-006 | **  |  | 1.230 | 4 | 5.9 |
| 6 | CASEMENT INWARD DOOR SASH | I-CW-OT-007 | **  |  | 1.585 | 2 | 5.9 |
| 7 | CASEMENT SINGLE GLAZING BEAD - 5/6 MM | I-CW-OT-008 | *  | | 0.325 | 18 | 5.9 |
| 8 | CASEMENT DOUBLE GLAZING BEAD - 24 MM | I-CW-OT-009 | *  | | 0.219 | 15 | 5.9 |

* Single Rubber co extrusion weight add 0.045 kg / m & ** double rubber co -extrusion, weight add 0.09 kg/m & # Specific order

INNOVATIVE CASEMENT DIAMOND SERIES - 60 MM

| SI. No. | NAME & DETAILS | CODE NO | SECTIONAL VIEW | REINFORCEMENT | WEIGHT / METER | PACK QTY. | LENGTH (MTRS) |
|---------|-----------------------------|-------------|---------------------------------------------------------------------------------------|---------------------------------------------------------------------------------------|----------------|-----------|---------------|
| 9 | SMALL COUPLER (60-60 MM) | I-CW-OT-011 |  | | 0.300 | 10 | 5.9 |
| 10 | 90 JOINTER (60-60 MM) | I-CW-OT-013 |  |  | 0.780 | 4 | 5.9 |
| 11 | DOOR PANEL (20 MM) | I-CW-OT-015 |  | | 0.580 | 5 | 5.9 |
| 12 | LOUVER CLIP | I-CW-OT-016 |  | | 0.330 | 10 | 5.9 |
| 13 | LOUVER | I-CW-OT-017 |  | | 0.235 | 20 | 5.9 |
| 14 | 60-80 JOINTER | I-CW-OT-018 |  | | 0.460 | 10 | 5.9 |
| 15 | CASEMENT FLY MULLION | I-CW-OT-020 | *  |  | 1.080 | 4 | 5.9 |

INNOVATIVE CASEMENT VENTO SERIES – 42MM

| | | | | | | | |
|----|---------------------------------|-------------|----------------------------------------------------------------------------------------|---------------------------------------------------------------------------------------|-------|----|-----|
| 16 | CASEMENT VENTILATOR FRAME | I-CW-OT-501 | *  |  | 0.840 | 6 | 5.9 |
| 17 | T - MULLION | I-CW-OT-063 | **  |  | 0.800 | 4 | 5.9 |
| 18 | SINGLE GLAZE BEAD - 5/6 MM | I-CW-OT-059 | *  | | 0.264 | 15 | 5.9 |

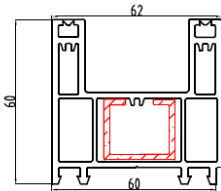
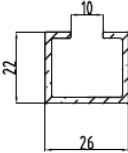
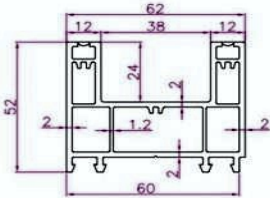
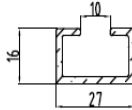
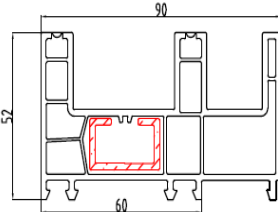
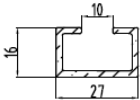
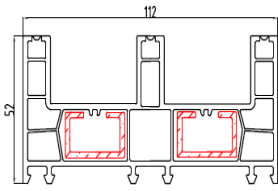
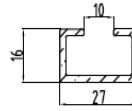
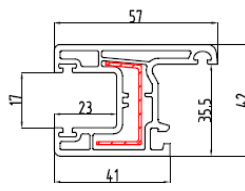
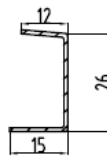
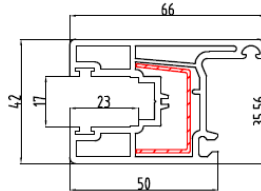
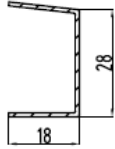
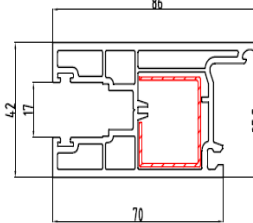
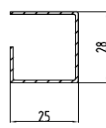
* Single Rubber co extrusion weight add 0.045 kg / m & ** double rubber co -extrusion, weight add 0.09 kg/m & # Specific order

INNOVATIVE SLIDING ECO SERIES – 55-80-98 MM

| SI. No. | NAME & DETAILS | CODE NO | SECTIONAL VIEW | REINFORCEMENT | WEIGHT / METER | PACK QTY. | LENGTH (MTRS) |
|---------|---------------------------------|--------------|----------------|---------------|----------------|-----------|---------------|
| 19 | 2-T OUTER FRAME | I-ES- OT-107 | | | 0.840 | 6 | 5.9 |
| 20 | 2.5-T OUTER FRAME | I-ES- OT-101 | | | 1.147 | 4 | 5.9 |
| 21 | 3-T OUTER FRAME | I-ES- OT-108 | | | 1.310 | 4 | 5.9 |
| 22 | 55 MM WINDOW SASH | I-ES- OT-102 | * | | 0.760 | 6 | 5.9 |
| 23 | 66 MM WINDOW SASH | I-ES- OT-112 | * | | 0.830 | 6 | 5.9 |
| 24 | 80 MM DOOR SASH | I-ES- OT-103 | * | | 0.970 | 4 | 5.9 |
| 25 | MESH SASH | I-ES- OT-056 | | | 0.470 | 12 | 5.9 |
| 26 | SASH COVER FOR 55MM WINDOW SASH | I-ES- OT-104 | | | 0.220 | 15 | 5.9 |
| 27 | SINGLE GLAZING BEAD 5 MM | I-ES-OT-105 | * | | 0.225 | 24 | 5.9 |
| 28 | ECONOMY SASH MULLION | I-ES-OT-109 | | | 0.670 | 8 | 5.9 |

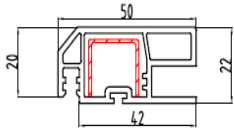
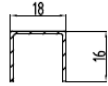
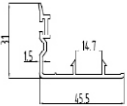
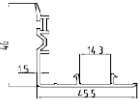
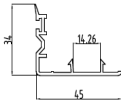
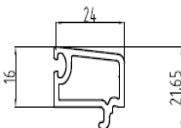
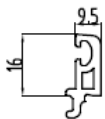
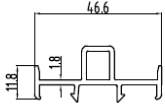
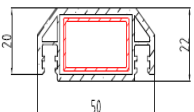
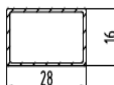
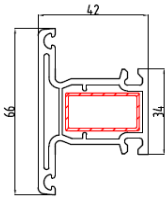
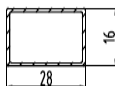
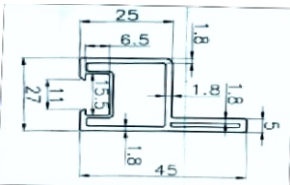

* Single Rubber co-extrusion weight add 0.045 kg / m & ** double rubber co-extrusion, weight add 0.09 kg/m & # Specific order

INNOVATIVE SLIDING PYRAMID SERIES – 60-90-110 MM

| Sl. No. | NAME & DETAILS | CODE NO | SECTIONAL VIEW | REINFORCEMENT | WEIGHT / METER | PACK QTY. | LENGTH (MTRS) |
|---------|-------------------|---------------|---------------------------------------------------------------------------------------|---------------------------------------------------------------------------------------|----------------|-----------|---------------|
| 29 | 2-T OUTER FRAME | I-SL- OT-051 |  |  | 1.200 | 4 | 5.9 |
| 30 | 2-T OUTER FRAME | I-SL-OT-051A |  |  | 1.090 | 4 | 5.9 |
| 31 | 2.5-T OUTER FRAME | I-SL- OT-052A |  |  | 1.390 | 4 | 5.9 |
| 32 | 3-T OUTER FRAME | I-SL- OT-053 |  |  | 1.680 | 2 | 5.9 |
| 33 | 57 MM WINDOW SASH | I-SL- OT-062 | *  |  | 0.880 | 6 | 5.9 |
| 34 | 66 MM WINDOW SASH | I-SL- OT-054 | *  |  | 1.045 | 6 | 5.9 |
| 35 | 86 MM DOOR SASH | I-SL- OT-055 | *  |  | 1.325 | 4 | 5.9 |

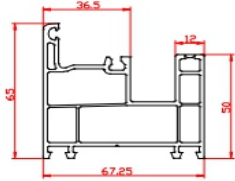
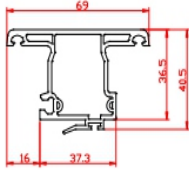
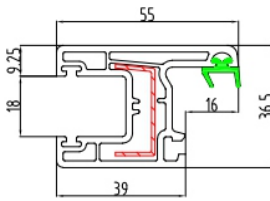

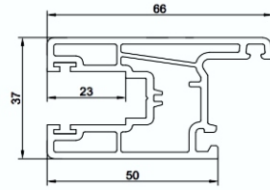

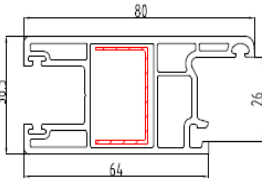

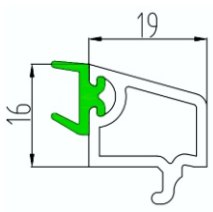
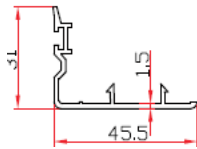
* Single Rubber co-extrusion weight add 0.045 kg / m & ** double rubber co-extrusion, weight add 0.09 kg/m & # Specific order

INNOVATIVE SLIDING PYRAMID SERIES – 60-90-110 MM

| Sl. No. | NAME & DETAILS | CODE NO | SECTIONAL VIEW | REINFORCEMENT | WEIGHT / METER | PACK QTY. | LENGTH (MTRS) |
|---------|----------------------------|--------------|-------------------------------------------------------------------------------------------|---------------------------------------------------------------------------------------|----------------|-----------|---------------|
| 36 | MESH / SCREEN SASH | I-SL- OT-056 |  |  | 0.470 | 4 | 5.9 |
| 37 | SASH COVER FOR 57 MM SASH | I-SL- OT-057 |  | | 0.215 | 15 | 5.9 |
| 38 | SASH COVER FOR 56 MM SASH | I-SL- OT-058 |  | | 0.270 | 15 | 5.9 |
| 39 | SASH COVER FOR 55 MM SASH | I-SL- OT-066 |  | | 0.235 | 15 | 5.9 |
| 40 | SINGLE GLAZING BEAD-5/6 MM | I-SL- GT-059 | *  | | 0.264 | 15 | 5.9 |
| 41 | DOUBLE GLAZING BEAD 20 MM | I-SL- GT-060 | *  | | 0.145 | 15 | 5.9 |
| 42 | SASH CONNECTOR | I-SL- OT-061 |  | | 0.284 | 10 | 5.9 |
| 43 | MESH MULLION | I-SL- OT-065 |  |  | 0.450 | 9 | 5.9 |
| 44 | PREMIUM SASH MULLION | I-SL- OT-072 | **  |  | 0.800 | 10 | 5.9 |
| 45 | HALF/ADD ON/ SINGLE TRACK | I-SL-OT-074 |  |  | 0.382 | 10 | 5.9 |

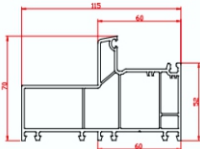
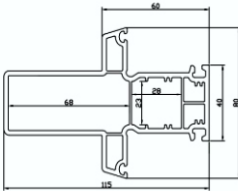
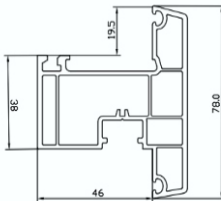
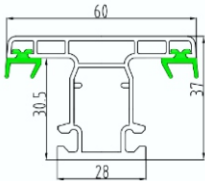
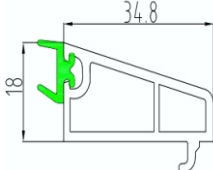
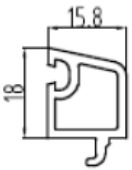
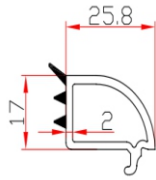
* Single Rubber co-extrusion weight add 0.045 kg / m & ** double rubber co-extrusion, weight add 0.09 kg/m & # Specific order

INNOVATIVE MONORAIL SYSTEM -67 MM

| Sl. No. | NAME & DETAILS | CODE NO | SECTIONAL VIEW | REINFORCEMENT | WEIGHT / METER | PACK QTY. | LENGTH (MTRS) |
|---------|-----------------------------------|--------------|---------------------------------------------------------------------------------------|---------------------------------------------------------------------------------------|----------------|-----------|---------------|
| 46 | MONORAIL FRAME | I-CW-OT-071 | *  | | 1.170 | 6 | 5.9 |
| 47 | MONORAIL MULLION | I-CW-OT-076 | **  | | 0.695 | 8 | 5.9 |
| 48 | 55MM WINDOW SASH | I-ES-OT-102 |  |  | 0.760 | 6 | 5.9 |
| 49 | 66 MM WINDOW SASH | I-ES- OT-112 | *  |  | 0.830 | 6 | 5.9 |
| 50 | 80 MM DOOR SASH | I-ES- OT-103 | *  |  | 0.970 | 4 | 5.9 |
| 51 | CASEMENT SINGLE GLAZE BEAD-5/6 MM | I-ES-OT-105 |  | | 0.225 | 24 | 5.9 |
| 52 | SASHCOVER FOR 55 MM | I-ES-OT-104 |  | | 0.220 | 10 | 5.9 |

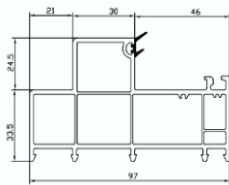
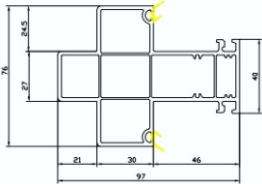
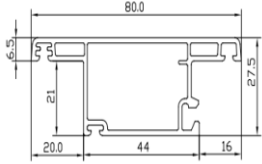
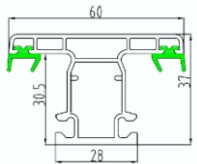
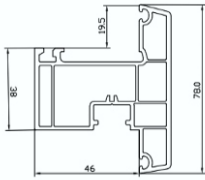
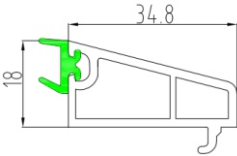
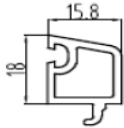
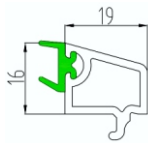
* Single Rubber co-extrusion weight add 0.045 kg / m & ** double rubber co-extrusion, weight add 0.09 kg/m & # Specific order

INNOVATIVE VILLA WINDOW - 115 MM

| Sl. No. | NAME & DETAILS | CODE NO | SECTIONAL VIEW | REINFORCEMENT | WEIGHT / METER | PACK QTY. | LENGTH (MTRS) |
|---------|-----------------------------------|-------------|---------------------------------------------------------------------------------------|---------------|----------------|-----------|---------------|
| 53 | 115 MM VILLA WINDOW OUTER FRAME | I-VL-OT-041 | *  | | 1.680 | 4 | 5.9 |
| 54 | 115 MM VILLA WINDOW MULLION | I-VL-OT-042 | **  | | 1.680 | 4 | 5.9 |
| 55 | CASEMENT OUTWARD WINDOW SASH | I-CW-OT-002 | **  | | 1.300 | 4 | 5.9 |
| 56 | ECONOMY SASH - MULLION | I-ES-OT-109 |  | | 0.670 | 8 | 5.9 |
| 57 | CASEMENT SINGLE GLAZE BEAD 5 MM | I-CW-OT-008 |  | | 0.325 | 18 | 5.9 |
| 58 | CASEMENT DOUBLE GLAZING BEAD-24MM | I-CW-OT-009 | *  | | 0.219 | 15 | 5.9 |
| 59 | 115 MMVILLA MESH BEAD | I-VL-OT-043 |  | | 0.280 | 10 | 5.9 |

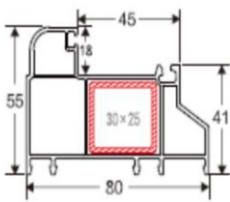
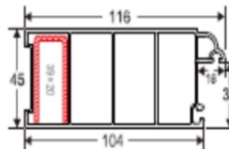
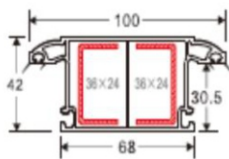
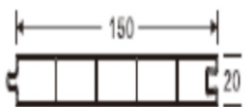
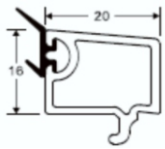
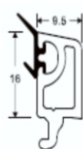
* Single Rubber co-extrusion weight add 0.045 kg /m & ** double rubber co-extrusion, weight add 0.09 kg/m & # Specific order

INNOVATIVE VILLA WINDOW -97 MM


| SI. No. | NAME & DETAILS | CODE NO | SECTIONAL VIEW | REINFORCEMENT | WEIGHT / METER | PACK QTY. | LENGTH (MTRS) |
|---------|-------------------------------------|-------------|-------------------------------------------------------------------------------------------|---------------|----------------|-----------|---------------|
| 60 | 97 MM VILLA WINDOW OUTER FRAME | I-VL-OT-046 |  | | 1.300 | 4 | 5.9 |
| 61 | VILLA WINDOW MULLION | I-VL-OT-047 | **  | | 1.300 | 4 | 5.9 |
| 62 | 97 MM VILLA WINDOW MULLION | I-VL-OT-048 | *  | | 0.670 | 8 | 5.9 |
| 63 | ECONOMY SASH MULLION | I-ES-OT-109 |  | | 0.670 | 8 | 5.9 |
| 64 | CASEMENT WINDOW SASH | I-CW-OT-002 | **  | | 0.300 | 18 | 5.9 |
| 65 | CASEMENT SINGLE GLAZE BEAD -5 MM | I-CW-OT-008 |  | | 0.325 | 18 | 5.9 |
| 66 | CASEMENT DOUBLE GLAZING BEAD -24 MM | I-CW-OT-009 | *  | | 0.219 | 15 | 5.9 |
| 67 | SL. SINGLE GLAZING BLEED - 5/6 MM | I-ES-OT-105 |  | | 0.225 | 30 | 5.9 |

* Single Rubber co-extrusion weight add 0.045 kg / m & ** double rubber co-extrusion, weight add 0.09 kg/m & # Specific order

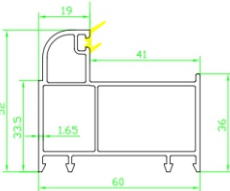
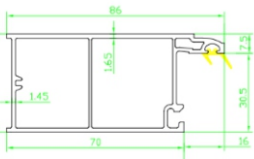
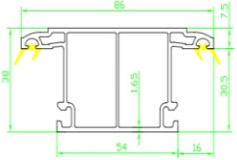
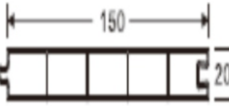
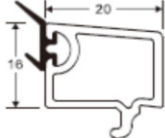

INNOVATIVE 80MM DOOR SERIES

| SI. No. | NAME & DETAILS | CODE NO | SECTIONAL VIEW | REINFORCEMENT | WEIGHT / METER | PACK QTY. | LENGTH (MTRS) |
|---------|---------------------------------------|-------------|-------------------------------------------------------------------------------------|---------------|----------------|-----------|---------------|
| 68 | 80 MM DOOR OUTER FRAME | I-CW-OT-251 | *  | | 0.900 | 6 | 5.9 |
| 69 | 80 MM DOOR SASH | I-CW-OT-252 | *  | | 1.050 | 4 | 5.9 |
| 70 | 80 MM DOOR MULLION | I-CW-OT-253 |  | | 0.984 | 6 | 5.9 |
| 71 | 20/150 MM DOOR PANEL | I-CW-OT-254 |  | | 0.900 | 8 | 5.9 |
| 72 | 80 MM DOOR DOUBLE GLAZING BEAD -20MM | I-CW-OT-255 |  | | 0.220 | 30 | 5.9 |
| 73 | 80 MM DOOR DOUBLE GLAZING BEAD -24 MM | I-CW-OT-256 |  | | 0.150 | 30 | 5.9 |


* Single Rubber co-extrusion weight add 0.045 kg /m & ** double rubber co-extrusion, weight add 0.09 kg/m & # Specific order



INNOVATIVE 60MM DOOR SERIES

| SI. No. | NAME & DETAILS | CODE NO | SECTIONAL VIEW | REINFORCEMENT | WEIGHT / METER | PACK QTY. | LENGTH (MTRS) |
|---------|---------------------------------------|-------------|---------------------------------------------------------------------------------------|---------------|----------------|-----------|---------------|
| 74 | 60MM DOOR OUTER FRAME | I-CW-OT-261 | *  | | 0.680 | 6 | 5.9 |
| 75 | 60 MM DOOR SASH | I-CW-OT-262 | *  | | 0.770 | 4 | 5.9 |
| 76 | 60 MM DOOR MULLION | I-CW-OT-263 | **  | | 0.790 | 6 | 5.9 |
| 77 | 20/150 MM DOOR PANNEL | I-CW-OT-254 | *  | | 0.900 | 8 | 5.9 |
| 78 | 80 MM DOOR SINGLE GLAZING BEAD- 5 MM | I-CW-OT-255 | *  | | 0.220 | 30 | 5.9 |
| 79 | 80 MM DOOR DOUBLE GLAZING BEAD -20 MM | I-CW-OT-256 | *  | | 0.150 | 30 | 5.9 |

* Single Rubber co-extrusion weight add 0.045 kg /m & ** double rubber co-extrusion, weight add 0.09 kg/m & # Specific order





INNOVATIVE

uPVC WINDOW & DOOR SOLUTIONS

Our Ware Houses in INDIA



Corporate Office:
Flat No. 3,
B.V.K. Praneetha Residency,
Opp. Hi Bakery, Nizampet Road,
Kukatpally, Hyderabad - 500 072.
Telangana State, INDIA.



SRIDHAR. MN
CEO



+91 9989172444



mnsridhar@innovativegroupindia.in

iproductsm@gmail.com



www.innovativegroupindia.in

Manufacturing Unit:
Sy. No: 55/A,AA
Thurkhalakhanapur
Hathnoora(Mdl)
Sangareddy(Dist.)
Telangana - 502 296