



HONNEX

The German Advantage

Product
Catalogue

Produkt
Katalog

Architectural Hardware

EDITION-07
AUFLAGE-07

HONNEX

HONNEX

About us

HONNEX is a well known manufacturer and trader of architectural hardware products for the glass industry. We strive ourselves to develop both traditional and contemporary architectural hardware products to meet the ever changing demands of different market segments. Inspired by German Technology, **HONNEX** range of products are unmatched both in terms of price and quality and have successfully withstood the test of times for over three decades. They are characterized by their ease of fixing and functional elegance thus ensuring maximum reliability and service life. Values, design, durability and environment consciousness are the key hallmarks of the company. We offer strength, scope and commitment to our valued customers to deliver what we promise.



Contents

Floor Springs	1-2
Complete Door Sets	3-4
Hydraulic Patch & Full Set	5
Patch Fittings	6-13
Shower Hinges	14-20
Glass Connectors	21-23
Hydraulic Shower Hinges	24
Shower Knight Head Accessories & Glass Door Knobs	25-26
Plastic Profiles	27
Sliding System	28-34
Point Glass Fittings	35
Sliding Shower Screen	36
Point Fixed Glass Connectors	37
Glass Door Locks	38-41
Spider Fitting	42-47
Door Handles	48-52
Sliding Folding System	53-54
Canopy Fitting	55
Automatic Sliding Sensor Door	56
Door Closer	57
Washroom Partition, Bracket Shelf Holders & Mini Hinges	58
Glass Lifter, Silicon Gun	59
Glass Railing Solutions	60-73
Modular Railing System	74-90

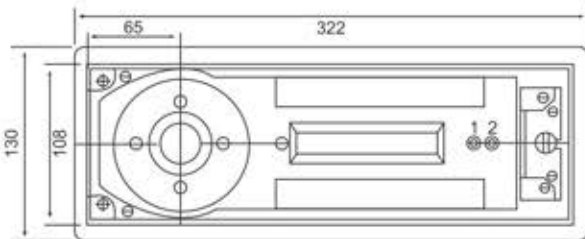
FLOOR SPRING



TESTED TO
10 LAC CYCLES



HFH -8400 S
Double Cylinder Floor Hinge



Specification

- Over 10,00,000 cycles tested.
- Maximum wide door leaf-1200mm.
- Maximum bearing weight-100-130kgs

**SUPER
SPRING**



Max. Door
Weight Capacity



EN 1154 Tested



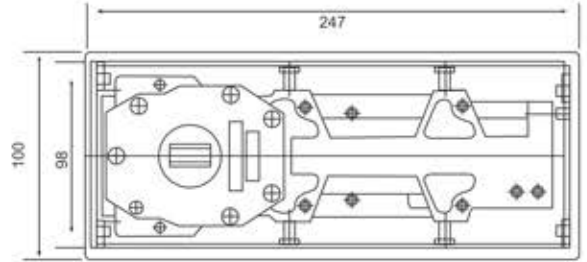
FLOOR SPRING



HFH -7400
Single Cylinder Floor Hinge



TESTED TO
10 LAC CYCLES



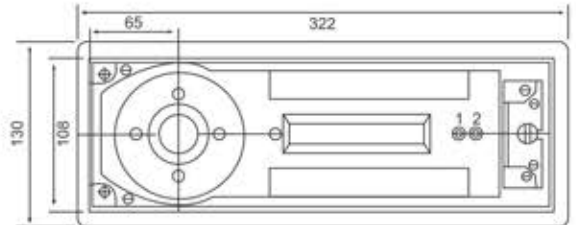
- Specification**
- > Over 5,00,000 cycles tested.
 - > Maximum wide door leaf-900mm.
 - > Maximum bearing weight-70-90kgs



HFH -8400
Double Cylinder Floor Hinge



TESTED TO
10 LAC CYCLES



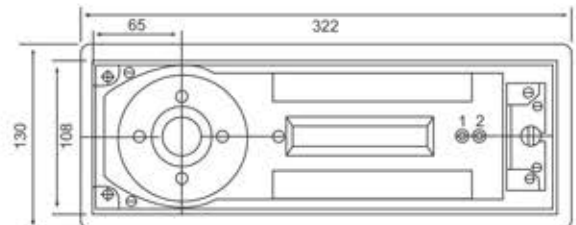
- Specification**
- > Over 5,00,000 cycles tested.
 - > Maximum wide door leaf-1200mm.
 - > Maximum bearing weight-100-130kgs



HFH -10400
Double Cylinder Floor Hinge



TESTED TO
10 LAC CYCLES



- Specification**
- > Over 5,00,000 cycles tested.
 - > Maximum wide door leaf-1250mm.
 - > Maximum bearing weight-270kgs

COMPLETE DOOR SETS

HFH-7400- COMPLETE DOOR SET



HFH -7400
Single Cylinder Floor Hinge



HGF-010
Bottom Patch



HGF-020
Top Patch



***HGF-030**
Lock Patch



HGF-070
Top Pivot



HGH-901
Size : 32x300x450mm

HFH-8400- COMPLETE DOOR SET



HFH -8400
Double Cylinder Floor Hinge



HGF-010
Bottom Patch



HGF-020
Top Patch



***HGF-030**
Lock Patch



HGF-070
Top Pivot



HGH-901
Size : 32x300x450mm

HFH-8400-S- COMPLETE DOOR SET



HFH -8400-S
Double Cylinder **Super Spring** Floor Hinge



HGF-010
Bottom Patch



HGF-020
Top Patch



***HGF-030**
Lock Patch



HGF-070
Top Pivot



HGH-901
Size : 32x300x450mm

HFH-10400- COMPLETE DOOR SET



HFH -10400
Double Cylinder Floor Hinge



HGF-010
Bottom Patch



HGF-020
Top Patch



***HGF-030**
Lock Patch



HGF-070
Top Pivot



HGH-901
Size : 32x300x450mm

* Lock can be replaced with any lock on Page No.39



COMPLETE DOOR SETS

HFH-8400- COMPLETE DOOR SET : ROSE GOLD



HFH-8400-RG
Double Cylinder Floor Hinge



HGF-010-RG
Bottom Patch



HGF-020-RG
Top Patch



HGF-030-RG
Lock Patch



HGF-070-RG
Top Pivot



HGH-901-RG
Size : 32x300x450mm

HFH-8400- COMPLETE DOOR SET : POLISHED GOLD



HFH-8400-PG
Double Cylinder Floor Hinge



HGF-010-PG
Bottom Patch



HGF-020-PG
Top Patch



HGF-030-PG
Lock Patch



HGF-070-PG
Top Pivot



HGH-901-PG
Size : 32x300x450mm

HFH-8400- COMPLETE DOOR SET : BLACK MATT



HFH-8400-BM
Double Cylinder Floor Hinge



HGF-010-BM
Bottom Patch



HGF-020-BM
Top Patch



HGF-030-BM
Lock Patch



HGF-070-BM
Top Pivot



HGH-901-BM
Size : 32x300x450mm



HYDRAULIC BOTTOM PATCH

TESTED TO
10 LAC CYCLES



HCFH-100
Hydraulic Floor Spring

Specification

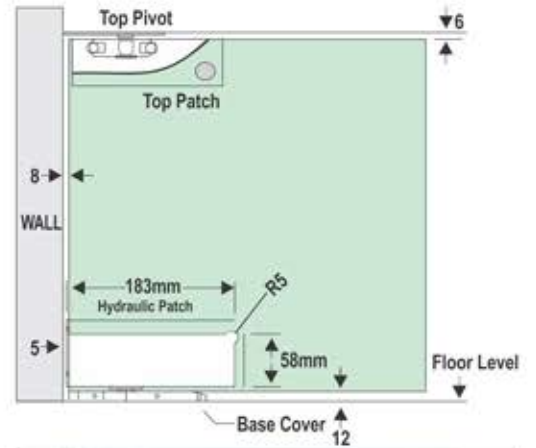
- > Suitable door weight : Max 100kg
- > Suitable door width : 1100mm



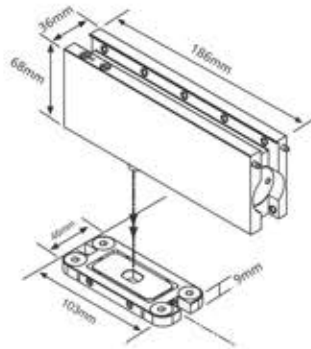
Max. Door
Weight Capacity



EN 1154 Tested



HCFH-100-BM
Hydraulic Floor Spring
Finish : Black Matt



COMPLETE DOOR SETS

HCFH-100- FULL DOOR SET



HCFH-100
Hydraulic Floor Spring



HGF-020
Top Patch



HGF-070
Top Pivot

HCFH-100-BM- FULL DOOR SET



HCFH-100-BM
Hydraulic Floor Spring



HGF-020-BM
Top Patch



HGF-070-BM
Top Pivot



HONNEX
The German Advantage



Finishes Available :

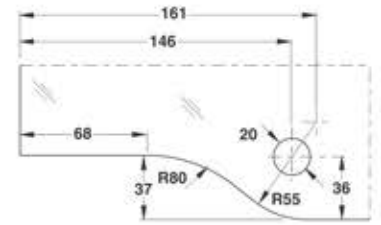
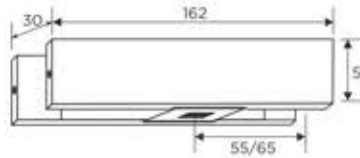
-  Polished Stainless Steel (PSS)
-  Satin Stainless Steel (SSS)
-  Rose Gold (RG)
-  Black Matt (BM)
-  Polished Gold (PG)

PATCH FITTING

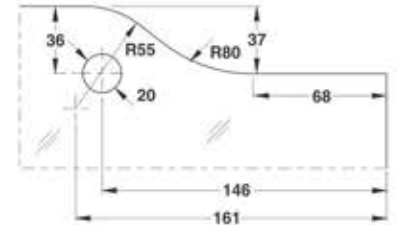
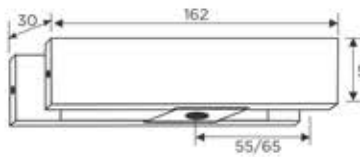
STANDARD PATCH FITTINGS



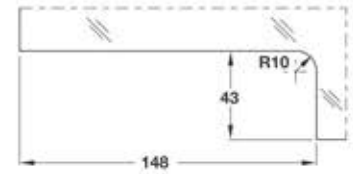
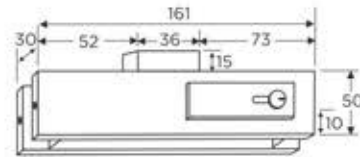
HGF-010
Bottom Patch



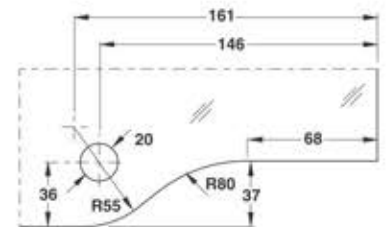
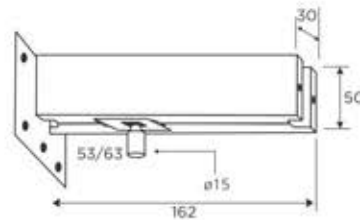
HGF-020
Top Patch




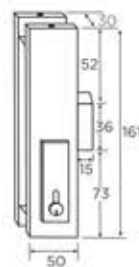
HGF-030
Lock Patch



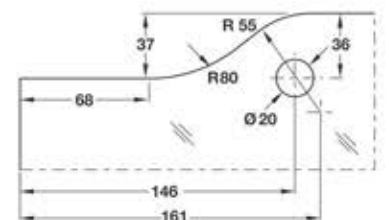
HGF-040
Over Panel Patch



HGF-02A
Center Lock Patch



HGF-02B
Center Patch Strike Box

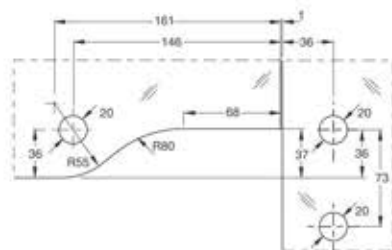
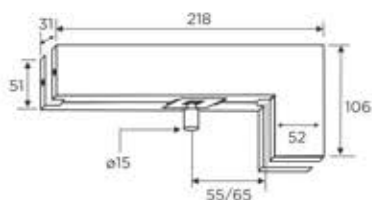




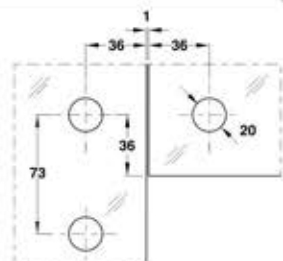
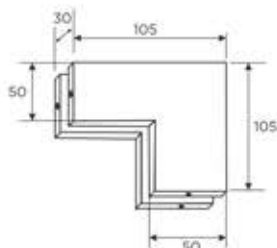
STANDARD PATCH FITTINGS



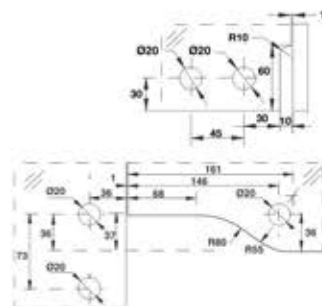
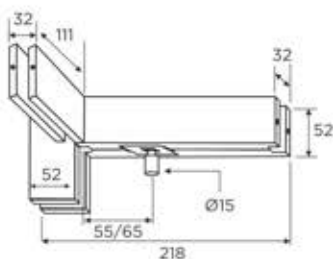
HGF-050
Big L



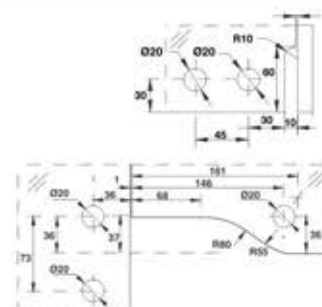
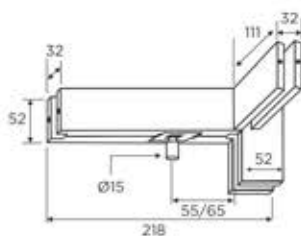
HGF-060
Small L



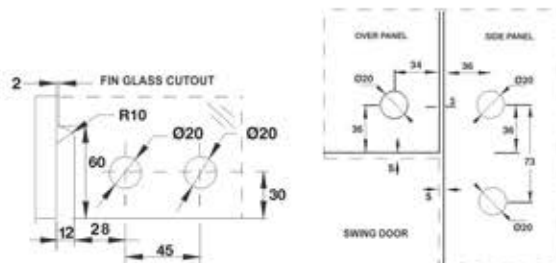
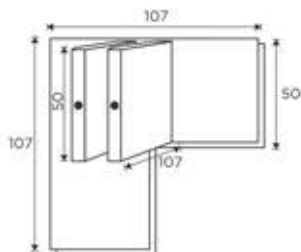
HGF-041 L
Big L with Fin



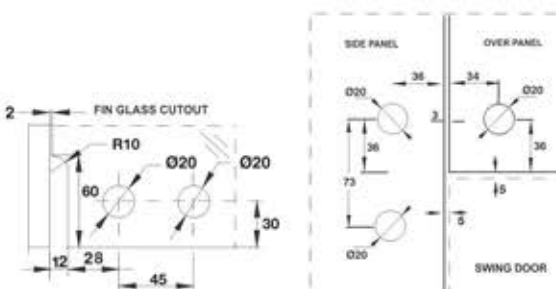
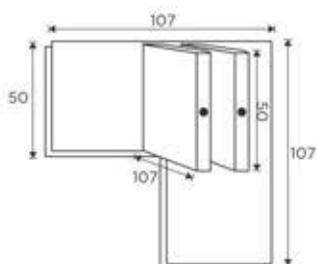
HGF-041 R
Big L with Fin



HGF-610 L
Triple Glass Connector with Fin (Left)



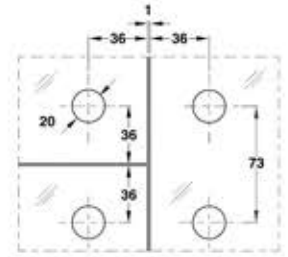
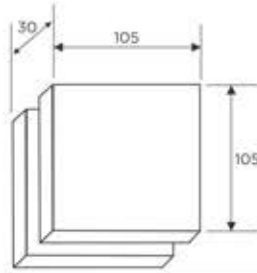
HGF-610 R
Triple Glass Connector with Fin (Right)



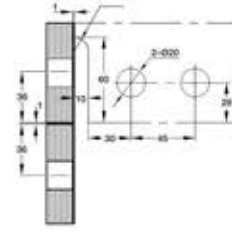
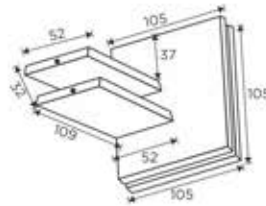
STANDARD PATCH FITTINGS




HGF-620
Square Patch



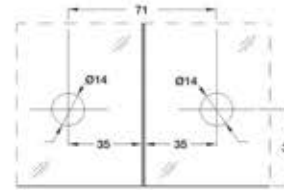
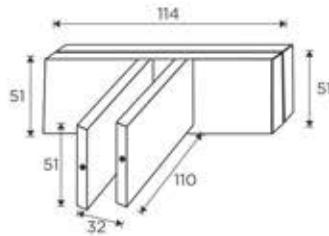
HGF-620 F
Connector with Fin



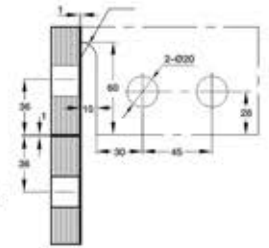
Cut Out Details



HGF-630 F
Connector with Fin



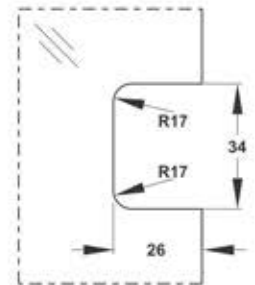
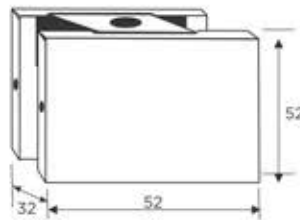
Cut Out Details



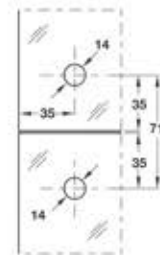
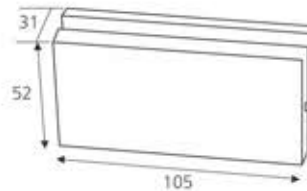
Cut Out Details



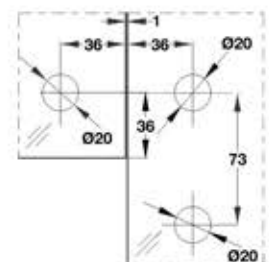
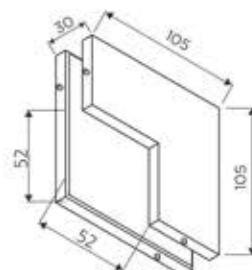
HGF-640
Square Connector



HGF-650
Connector for Double Glass



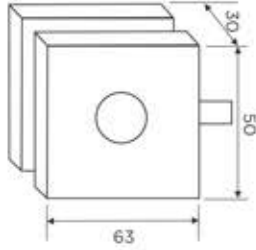
HGF-610 DS
Small with Door Stopper



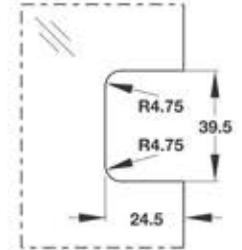
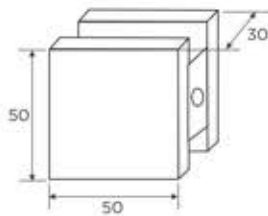
STANDARD PATCH FITTINGS



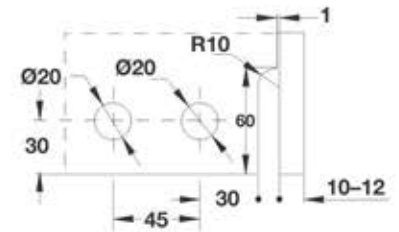
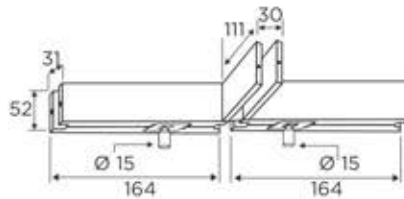
HGF-3 A
Latch Lock




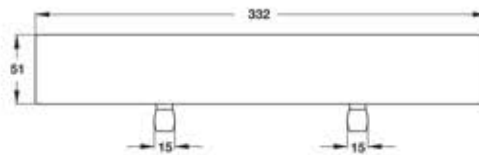
HGF-3 B
Strike Box



HGF-51
Over Pane Patch with Fin



HGF-61
Double Over Panel Patch



HGF-41 DF
Over Panel & Side Panel Patch (with Back to Back Fin)



HGF-610 DF
Small L (with Back to Back Fin)



HGF-620 DF
Square Patch (with Back to Back Fin)



HGF-ACC
Accessories for Wooden Doors



HGF-070
Top Pivot



HGF-MH
Mini Floor Hinge



HGTB
Glass Tower Bolt



HGDS
Glass Door Stopper

STANDARD PATCH FITTINGS

FINISH : POLISHED GOLD (PG)



HGF-010-PG
Bottom Patch



HGF-020-PG
Top Patch



HGF-030-PG
Lock Patch



HGF-050-PG
Big L



HGF-060-PG
Small L



HGF-040-PG
Over Panel Patch



HGF-070-PG
Top Pivot





STANDARD PATCH FITTINGS

FINISH : BLACK MATT (BM)



HGF-010-BM
Bottom Patch



HGF-020-BM
Top Patch



HGF-030-BM
Lock Patch



HGF-050-BM
Big L



HGF-060-BM
Small L



HGF-040-BM
Over Panel Patch



HGF-070-BM
Top Pivot

STANDARD PATCH FITTINGS

FINISH : ROSE GOLD (RG)



HGF-010-RG
Bottom Patch



HGF-020-RG
Top Patch



HGF-030-RG
Lock Patch



HGF-050-RG
Big L



HGF-060-RG
Small L

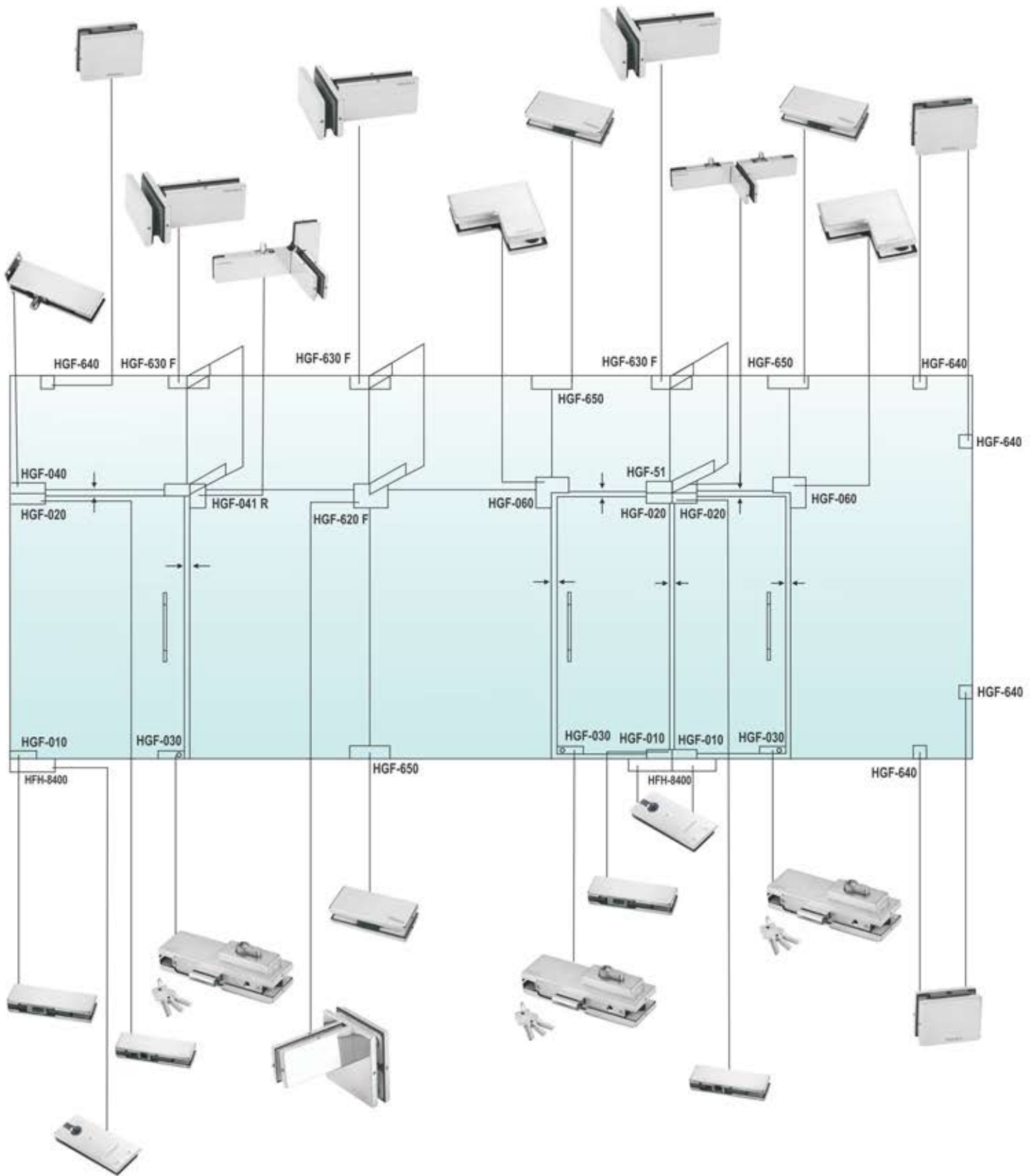


HGF-040-RG
Over Panel Patch




HGF-070-RG
Top Pivot

PATCH FITTING MODEL





HONNEX
The German Advantage



Finishes Available :

-  Polished Stainless Steel (PSS)
-  Satin Stainless Steel (SSS)
-  Black Matt (BM)
-  Rose Gold (RG)
-  Polished Gold (PG)
-  Antique Brass

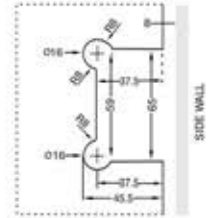
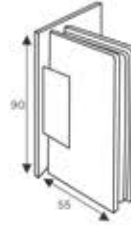
SHOWER HINGES

SHOWER HINGES

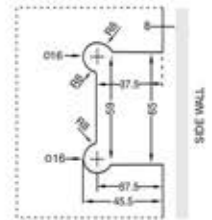
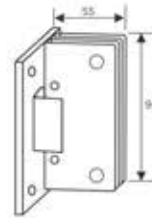
CURVED BRASS SERIES



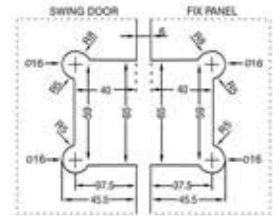
- HSH-OFS-1C**
Wall to Glass 90° Offset Hinge
- Specification**
- Material : Forged Brass
 - Glass Thickness : 8mm-12mm
 - Weight Cap. : 45kg
 - Finish : Matt & Chrome Plated



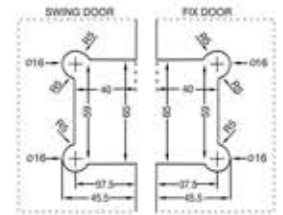
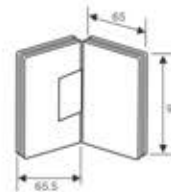
- HSH-1C**
Wall to Glass 90° Hinge
- Specification**
- Material : Forged Brass
 - Glass Thickness : 8mm-12mm
 - Weight Cap. : 45kg
 - Finish : Matt & Chrome Plated



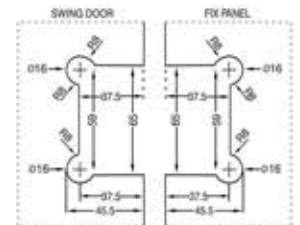
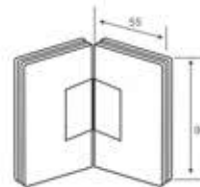
- HSH-2C**
Glass to Glass 180° Hinge
- Specification**
- Material : Forged Brass
 - Glass Thickness : 8mm-12mm
 - Weight Cap. : 45kg
 - Finish : Matt & Chrome Plated



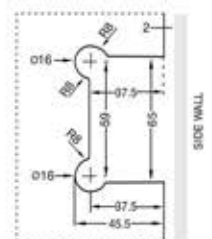
- HSH-3C**
Glass to Glass 135° Hinge
- Specification**
- Material : Forged Brass
 - Glass Thickness : 8mm-12mm
 - Weight Cap. : 45kg
 - Finish : Matt & Chrome Plated



- HSH-4C**
Glass to Glass 90° Hinge
- Specification**
- Material : Forged Brass
 - Glass Thickness : 8mm-12mm
 - Weight Cap. : 45kg
 - Finish : Matt & Chrome Plated



- HSH-5C**
Wall to Glass 90° Fix Bracket
- Specification**
- Material : Forged Brass
 - Glass Thickness : 8mm-12mm
 - Weight Cap. : 45kg
 - Finish : Matt & Chrome Plated



SHOWER HINGES

SS 304 SERIES



HSH-OFS-11
Wall to Glass 90° Offset Hinge
Specification
➤ Material : Stainless Steel 304 Grade
➤ Glass Thickness : 8mm-12mm
➤ Weight Cap. : 45kg
➤ Finish : Matt/CP



HSH-11
Wall to Glass 90° Hinge
Specification
➤ Material : Stainless Steel 304 Grade
➤ Glass Thickness : 8mm-12mm
➤ Weight Cap. : 45kg
➤ Finish : Matt/CP



HSH-22
Glass to Glass 180° Hinge
Specification
➤ Material : Stainless Steel 304 Grade
➤ Glass Thickness : 8mm-12mm
➤ Weight Cap. : 45kg
➤ Finish : Matt/CP



HSH-33
Glass to Glass 135° Hinge
Specification
➤ Material : Stainless Steel 304 Grade
➤ Glass Thickness : 8mm-12mm
➤ Weight Cap. : 45kg
➤ Finish : Matt/CP



HSH-44
Glass to Glass 90° Hinge
Specification
➤ Material : Stainless Steel 304 Grade
➤ Glass Thickness : 8mm-12mm
➤ Weight Cap. : 45kg
➤ Finish : Matt/CP



HSH-55
Wall to Glass 90° Fix Bracket
Specification
➤ Material : Stainless Steel 304 Grade
➤ Glass Thickness : 8mm-12mm
➤ Weight Cap. : 45kg
➤ Finish : Matt/CP

PREMIUM BRASS SERIES



HSH-OFS-1
Wall to Glass 90° Offset Hinge
Specification
➤ Material : Forged Brass
➤ Glass Thickness : 8mm-12mm
➤ Weight Cap. : 45kg
➤ Finish : Matt & Chrome Plated



HSH-1
Wall to Glass 90° Hinge
Specification
➤ Material : Forged Brass
➤ Glass Thickness : 8mm-12mm
➤ Weight Cap. : 45kg
➤ Finish : Matt & Chrome Plated



HSH-2
Glass to Glass 180° Hinge
Specification
➤ Material : Forged Brass
➤ Glass Thickness : 8mm-12mm
➤ Weight Cap. : 45kg
➤ Finish : Matt & Chrome Plated



HSH-3
Glass to Glass 135° Hinge
Specification
➤ Material : Forged Brass
➤ Glass Thickness : 8mm-12mm
➤ Weight Cap. : 45kg
➤ Finish : Matt & Chrome Plated



HSH-4
Glass to Glass 90° Hinge
Specification
➤ Material : Forged Brass
➤ Glass Thickness : 8mm-12mm
➤ Weight Cap. : 45kg
➤ Finish : Matt & Chrome Plated



HSH-5
Wall to Glass 90° Fix Bracket
Specification
➤ Material : Forged Brass
➤ Glass Thickness : 8mm-12mm
➤ Weight Cap. : 45kg
➤ Finish : Matt & Chrome Plated

ROSE GOLD SERIES SHOWER HINGES



HSH-OFS-11-RG
Wall to Glass 90° Offset Hinge



HSH-11-RG
Wall to Glass 90° Hinge



HSH-22-RG
Glass to Glass 180° Hinge



HSH-33-RG
Glass to Glass 135° Hinge



HSH-44-RG
Glass to Glass 90° Hinge



HSH-55-RG
Wall to Glass 90° Fix Bracket

GLASS CONNECTORS



HGC-1A-RG
U Connector (Single Hole)



HGC-1-RG
U Connector



HGC-2-RG
Glass to Glass 135° (Black)



HGC-3-RG
Glass to Glass 90°



HGC-4-RG
L Connector



HGC-5-RG
Glass to Glass 180°



HGC-6-RG
Wall to Glass Connector-Big
(with Double Hole)

SHOWER KNIGHT HEAD ACCESSORIES



HKH-01-RG
Wall to Rod (Dia 19mm)



HKH-02-RG
Rod to Glass (Dia 19mm)



HKH-03-RG
Rod to Rod (Dia 19mm)



HKH-04-RG
Rod to Glass (One Side Blind)



HKH-05-RG
Rod to Rod T Connector (Dia 19mm)



HGH-951-RG
Towel Bar Handle



HKH-ACC-19-RG
Reinforcing Rod (Dia 19mm)



BLACK MATT SERIES SHOWER HINGES



HSH-OFS-11-BM
Wall to Glass 90° Offset Hinge



HSH-11-BM
Wall to Glass 90° Hinge



HSH-22-BM
Glass to Glass 180° Hinge



HSH-33-BM
Glass to Glass 135° Hinge



SHH-44-BM
Glass to Glass 90° Hinge



HSH-55-BM
Wall to Glass 90° Fix Bracket

GLASS CONNECTORS



HGC-1A-BM
U Connector (Single Hole) (Black)



HGC-1-BM
U Connector



HGC-2-BM
Glass to Glass 135° (Black)



HGC-3-BM
Glass to Glass 90° (Black)



HGC-4-BM
L Connector (Black)



HGC-5-BM
Glass to Glass 180° (Black)



HGC-6-BM
Wall to Glass Connector-Big
(with Double Hole) (Black)

SHOWER KNIGHT HEAD ACCESSORIES



HKH-01-BM
Wall to Rod (Dia 19mm)



HKH-02-BM
Rod to Glass (Dia 19mm)



HKH-03-BM
Rod to Rod (Dia 19mm)



HKH-04-BM
Rod to Glass (One Side Blind)



HKH-05-BM
Rod to Rod T Connector (Dia 19mm)



HGH-951-BM
Towel Bar Handle



HKH-ACC-19-BM
Reinforcing Rod (Dia 19mm)

POLISHED GOLD SERIES SHOWER HINGES



HSH-OFS-11-PG
Wall to Glass 90° Offset Hinge



HSH-11-PG
Wall to Glass 90° Hinge



HSH-22-PG
Glass to Glass 180° Hinge



HSH-33-PG
Glass to Glass 135° Hinge



SHH-44-PG
Glass to Glass 90° Hinge



HSH-55-PG
Wall to Glass 90° Fix Bracket

GLASS CONNECTORS



HGC-1A-PG
U Connector (Single Hole)



HGC-1-PG
U Connector



HGC-2-PG
Glass to Glass 135° (Black)



HGC-3-PG
Glass to Glass 90°



HGC-4-PG
L Connector



HGC-5-PG
Glass to Glass 180°



HGC-6-PG
Wall to Glass Connector-Big
(with Double Hole)

SHOWER KNIGHT HEAD ACCESSORIES



HKH-01-PG
Wall to Rod (Dia 19mm)



HKH-02-PG
Rod to Glass (Dia 19mm)



HKH-03-PG
Rod to Rod (Dia 19mm)



HKH-04-PG
Rod to Glass (One Side Blind)



HKH-05-PG
Rod to Rod T Connector (Dia 19mm)



HGH-951-PG
Towel Bar Handle



HKH-ACC-19-PG
Reinforcing Rod (Dia 19mm)



ANTIQUÉ BRASS SERIES SHOWER HINGES



HSH-OFS-11-AB
Wall to Glass 90° Offset Hinge



HSH-11-AB
Wall to Glass 90° Hinge



HSH-22-AB
Glass to Glass 180° Hinge



HSH-33-AB
Glass to Glass 135° Hinge



SHH-44-AB
Glass to Glass 90° Hinge



HSH-55-AB
Wall to Glass 90° Fix Bracket

GLASS CONNECTORS



HGC-1A-AB
U Connector (Single Hole)



HGC-1-AB
U Connector



HGC-2-AB
Glass to Glass 135°



HGC-3-AB
Glass to Glass 90°



HGC-4-AB
L Connector



HGC-5-AB
Glass to Glass 180°



HGC-6-AB
Wall to Glass Connector-Big
(with Double Hole)

SHOWER KNIGHT HEAD ACCESSORIES



HKH-01-AB
Wall to Rod (Dia 19mm)



HKH-02-AB
Rod to Glass (Dia 19mm)



HKH-03-AB
Rod to Rod (Dia 19mm)



HKH-04-AB
Rod to Glass (One Side Blind)



HKH-05-AB
Rod to Rod T Connector (Dia 19mm)

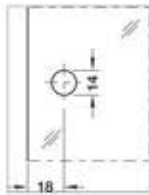
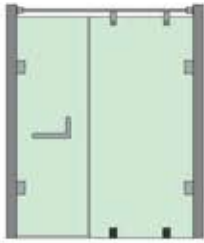


HGH-951-AB
Towel Bar Handle



HKH-ACC-19-AB
Reinforcing Rod (Dia 19mm)

GLASS CONNECTORS **4mm**


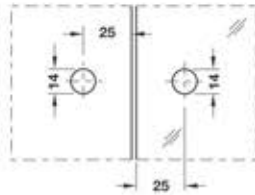
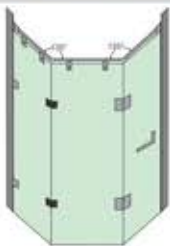


HGC-1C

U Connector

Specification

- Material : Forged Brass
- Glass Thickness : 8mm-12mm
- Finish : Matt & Chrome Plated
- With Gasket to Prevent Glass From Damage

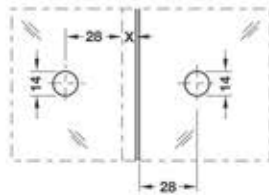


HGC-2C

Glass to Glass 135°

Specification

- Material : Forged Brass
- Glass Thickness : 8mm-12mm
- Finish : Matt & Chrome Plated
- With Gasket to Prevent Glass From Damage

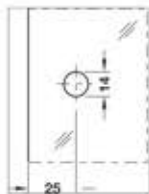


HGC-3C

Glass to Glass 90°

Specification

- Material : Forged Brass
- Glass Thickness : 8mm-12mm
- Finish : Matt & Chrome Plated
- With Gasket to Prevent Glass From Damage

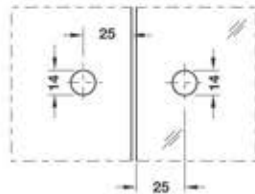
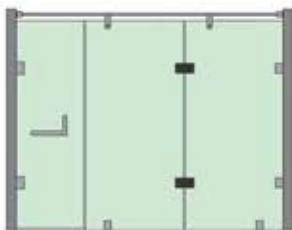


HGC-4C

L Connector

Specification

- Material : Forged Brass
- Glass Thickness : 8mm-12mm
- Finish : Matt & Chrome Plated
- With Gasket to Prevent Glass From Damage



HGC-5C

Glass to Glass 180°

Specification

- Material : Forged Brass
- Glass Thickness : 8mm-12mm
- Finish : Matt & Chrome Plated
- With Gasket to Prevent Glass From Damage



GLASS CONNECTORS 4mm



- HGC-11A**
U Connector (Single Hole)
Specification
- Material : Stainless Steel 304 Grade
 - Glass Thickness : 8mm-12mm
 - Finish : Matt & Chrome Plated
 - With Gasket to Prevent Glass From Damage



- HGC-1A**
U Connector (Single Hole)
Specification
- Material : Stainless Steel 304 Grade
 - Glass Thickness : 8mm-12mm
 - Weight Cap. : 45kg
 - Finish : Matt & Chrome Plated
 - With Gasket to Prevent Glass From Damage



- HGC-11**
U Connector
Specification
- Material : Stainless Steel 304 Grade
 - Glass Thickness : 8mm-12mm
 - Finish : Matt & Chrome Plated
 - With Gasket to Prevent Glass From Damage



- HGC-1**
U Connector
Specification
- Material : Stainless Steel 304 Grade
 - Glass Thickness : 8mm-12mm
 - Weight Cap. : 45kg
 - Finish : Matt & Chrome Plated
 - With Gasket to Prevent Glass From Damage



- HGC-22**
Glass to Glass 135°
Specification
- Material : Stainless Steel 304 Grade
 - Glass Thickness : 8mm-12mm
 - Finish : Matt & Chrome Plated
 - With Gasket to Prevent Glass From Damage



- HGC-2**
Glass to Glass 135°
Specification
- Material : Stainless Steel 304 Grade
 - Glass Thickness : 8mm-12mm
 - Weight Cap. : 45kg
 - Finish : Matt & Chrome Plated
 - With Gasket to Prevent Glass From Damage



- HGC-33**
Glass to Glass 90°
Specification
- Material : Stainless Steel 304 Grade
 - Glass Thickness : 8mm-12mm
 - Finish : Matt & Chrome Plated
 - With Gasket to Prevent Glass From Damage



- HGC-3**
Glass to Glass 90°
Specification
- Material : Stainless Steel 304 Grade
 - Glass Thickness : 8mm-12mm
 - Weight Cap. : 45kg
 - Finish : Matt & Chrome Plated
 - With Gasket to Prevent Glass From Damage



- HGC-44**
L Connector
Specification
- Material : Stainless Steel 304 Grade
 - Glass Thickness : 8mm-12mm
 - Finish : Matt & Chrome Plated
 - With Gasket to Prevent Glass From Damage



- HGC-4**
L Connector
Specification
- Material : Stainless Steel 304 Grade
 - Glass Thickness : 8mm-12mm
 - Weight Cap. : 45kg
 - Finish : Matt & Chrome Plated
 - With Gasket to Prevent Glass From Damage



- HGC-55**
Glass to Glass 180°
Specification
- Material : Stainless Steel 304 Grade
 - Glass Thickness : 8mm-12mm
 - Finish : Matt & Chrome Plated
 - With Gasket to Prevent Glass From Damage



- HGC-5**
Glass to Glass 180°
Specification
- Material : Stainless Steel 304 Grade
 - Glass Thickness : 8mm-12mm
 - Weight Cap. : 45kg
 - Finish : Matt & Chrome Plated
 - With Gasket to Prevent Glass From Damage



- HGC-66**
Wall to Glass Connector-Big (with Double Hole)
Specification
- Material : Stainless Steel 304 Grade
 - Glass Thickness : 8mm-12mm
 - Finish : Matt & Chrome Plated
 - With Gasket to Prevent Glass From Damage



- HGC-6**
T-Connector (Three Glass 90°/180° Connector)
Specification
- Material : Stainless steel 304 grade
 - Door Thickness : 8mm-12mm
 - Finish : Matt & Chrome Plated
 - With Gasket to Prevent Glass From Damage
 - Glass to Glass 90° three way connector
 - Suitable for holding 3 glasses together

GLASS CONNECTORS

3mm



EGC-11A
U Connector (Single Hole)
Specification
➢ Material : Stainless Steel 304 Grade
➢ Glass Thickness : 8mm-12mm
➢ Finish : Matt & Chrome Plated
➢ With Gasket to Prevent Glass From Damage



EGC-1A
U Connector (Single Hole)
Specification
➢ Material : Stainless Steel 304 Grade
➢ Glass Thickness : 8mm-12mm
➢ Weight Cap. : 45kg
➢ Finish : Matt & Chrome Plated
➢ With Gasket to Prevent Glass From Damage



EGC-11
U Connector
Specification
➢ Material : Stainless Steel 304 Grade
➢ Glass Thickness : 8mm-12mm
➢ Finish : Matt & Chrome Plated
➢ With Gasket to Prevent Glass From Damage



EGC-1
U Connector
Specification
➢ Material : Stainless Steel 304 Grade
➢ Glass Thickness : 8mm-12mm
➢ Weight Cap. : 45kg
➢ Finish : Matt & Chrome Plated
➢ With Gasket to Prevent Glass From Damage



EGC-22
Glass to Glass 135°
Specification
➢ Material : Stainless Steel 304 Grade
➢ Glass Thickness : 8mm-12mm
➢ Finish : Matt & Chrome Plated
➢ With Gasket to Prevent Glass From Damage



EGC-2
Glass to Glass 135°
Specification
➢ Material : Stainless Steel 304 Grade
➢ Glass Thickness : 8mm-12mm
➢ Weight Cap. : 45kg
➢ Finish : Matt & Chrome Plated
➢ With Gasket to Prevent Glass From Damage



EGC-33
Glass to Glass 90°
Specification
➢ Material : Stainless Steel 304 Grade
➢ Glass Thickness : 8mm-12mm
➢ Finish : Matt & Chrome Plated
➢ With Gasket to Prevent Glass From Damage



EGC-3
Glass to Glass 90°
Specification
➢ Material : Stainless Steel 304 Grade
➢ Glass Thickness : 8mm-12mm
➢ Weight Cap. : 45kg
➢ Finish : Matt & Chrome Plated
➢ With Gasket to Prevent Glass From Damage



EGC-44
L Connector
Specification
➢ Material : Stainless Steel 304 Grade
➢ Glass Thickness : 8mm-12mm
➢ Finish : Matt & Chrome Plated
➢ With Gasket to Prevent Glass From Damage



EGC-4
L Connector
Specification
➢ Material : Stainless Steel 304 Grade
➢ Glass Thickness : 8mm-12mm
➢ Weight Cap. : 45kg
➢ Finish : Matt & Chrome Plated
➢ With Gasket to Prevent Glass From Damage



EGC-55
Glass to Glass 180°
Specification
➢ Material : Stainless Steel 304 Grade
➢ Glass Thickness : 8mm-12mm
➢ Finish : Matt & Chrome Plated
➢ With Gasket to Prevent Glass From Damage



EGC-5
Glass to Glass 180°
Specification
➢ Material : Stainless Steel 304 Grade
➢ Glass Thickness : 8mm-12mm
➢ Weight Cap. : 45kg
➢ Finish : Matt & Chrome Plated
➢ With Gasket to Prevent Glass From Damage



EGC-66
Wall to Glass Connector-Big (with Double Hole)
Specification
➢ Material : Stainless Steel 304 Grade
➢ Glass Thickness : 8mm-12mm
➢ Finish : Matt & Chrome Plated
➢ With Gasket to Prevent Glass From Damage



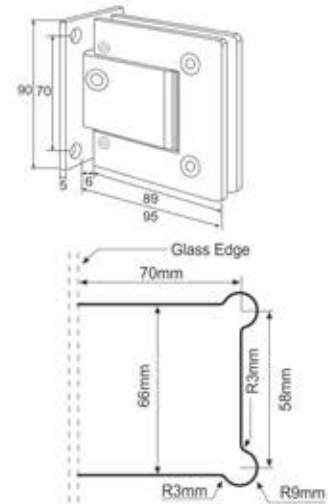
EGC-6
T-Connector (Three Glass 90°/180° Connector)
Specification
➢ Material : Stainless steel 304 grade
➢ Door Thickness : 8mm-12mm
➢ Finish : Matt & Chrome Plated
➢ With Gasket to Prevent Glass From Damage
➢ Glass to Glass 90° three way connector
➢ Suitable for holding 3 glasses together

HYDRAULIC SHOWER HINGES (Soft Close)



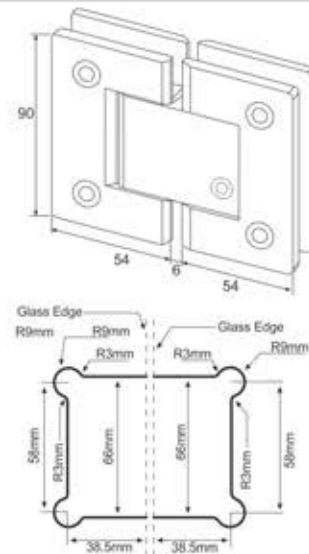
HSH-HYD-1
Wall to Glass Hinge-90°

Specification
Material : SS 304
 Glass Thickness : 8mm-12mm
 Weight Cap. : 45kg
 Finish : Matt & Chrome Plated



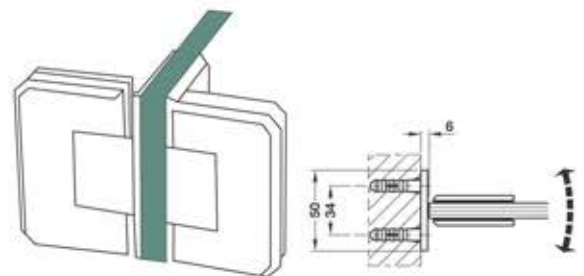
HSH-HYD-2
Glass to Glass Hinge-180°

Specification
Material : SS 304
 Glass Thickness : 8mm-12mm
 Weight Cap. : 45kg
 Finish : Matt & Chrome Plated



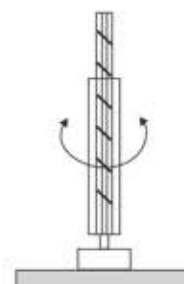
HSH-6
Double Glass Hinge Joint with Fixed Glass

Specification
 > Self closing function for both doors when stays at 30° approx.
 > Door Thickness : 8mm-12mm
 > Weight Capacity : 45kg
 > Finish : SatinNikle & Chrome Plated
 > With Gasket to Prevent Glass From Damage
 > Secure Holding with Glass



HSH-7
Pivot Hinge for Floor/Ceiling

Specification
 > Door Thickness : 8mm-12mm
 > Weight Capacity : 45kg
 > Finish : Matt & Chrome Plated
 > With Gasket to Prevent Glass From Damage
 > Secure Holding with Glass



SHOWER KNIGHT HEAD ACCESSORIES

(Round Series)



HSL-1E
Wall to Rod (Dia 25mm)



HSL-2E
Rod to Glass (Dia 25mm)



HSL-11H
Rod to Rod (Dia 25mm)



HSL-4E
Rod to Glass (One Side Blind)



HSL-5E
Rod to Rod T Connector (Dia 25mm)



HSL-ACC-25
(Dia 25mm)

(Square Series)



HQ-25-01
Wall to Rod (Dia 25mm)



HQ-25-02
Rod to Glass (Dia 25mm)



HQ-25-03
Rod to Rod (Dia 25mm)



HQ-25-04
Rod to Glass (One Side Blind)



HQ-25-05
Rod to Rod T Connector (Dia 25mm)



HQ-25-ACC
(Dia 25mm)



SHOWER KNIGHT HEAD ACCESSORIES

GLASS DOOR KNOBS

HKH-01

Wall to Rod (Dia 19mm)

Specification

- Finish : Satin Nickel/Chrome Plated
- Material : Brass
- Reinforcing connector wall to rod



HKH-11

Wall to Track Connector

Specification

- Finish : Satin Nickel/Chrome Plated
- Material : Stainless Steel 304 Grade
- Reinforcing connector wall to Track



HKH-02

Rod to Glass (Dia 19mm)

Specification

- Finish : Satin Nickel/Chrome Plated
- Material : Brass
- Reinforcing connector rod to glass



HKH-22

Glass to Track Connector

Specification

- Finish : Satin Nickel/Chrome Plated
- Material : Stainless Steel 304 Grade
- Reinforcing connector track to glass



HDK-01

Door Knob

Specification

- Finish : Satin Nickel/Chrome Plated
- Glass Door Knob



HKH-03

Rod to Rod (Dia 19mm)

Specification

- Finish : Satin Nickel/Chrome Plated
- Material : Brass
- Reinforcing connector rod to rod (Adjustable Angle)



HKH-44

90° Track Connector

Specification

- Finish : Satin Nickel/Chrome Plated
- Material : Stainless Steel 304 Grade
- Reinforcing connector track to track (Adjustable Angle)



HDK-02

Door Knob

Specification

- Finish : Satin Nickel/Chrome Plated
- Glass Door Knob



HKH-04

Rod to Glass (One Side Blind)

Specification

- Finish : Satin Nickel/Chrome Plated
- Material : Brass
- Reinforcing connector rod to glass (One side blind)



HKH-44A

Track to Track Connector with Glass Clamp

Specification

- Finish : Satin Nickel/Chrome Plated
- Material : Stainless Steel 304 Grade
- Reinforcing connector track to track



HDK-03

Door Knob

Specification

- Finish : Satin Nickel/Chrome Plated
- Material : Brass
- Glass Door Knob



HKH-05

Rod to Rod T Connector (Dia 19mm)

Specification

- Finish : Satin Nickel/Chrome Plated
- Reinforcing connector rod to rod (T-Type)



HKH-55

Track Connector T-Type

Specification

- Finish : Satin Nickel/Chrome Plated
- Material : Stainless Steel 304 Grade
- Reinforcing connector track to track (T-Type)



HDK-04

Door Knob

Specification

- Finish : Satin Nickel/Chrome Plated
- Glass Door Knob



HKH-ACC-19

(Dia 19mm)

Specification

- 19mm outer diameter pipe
- Finish : Satin Nickel/Chrome Plated
- Available in 2,3 & 4 mtr. length
- Material : Stainless Steel 304 Grade



HKH-ACC-1030

Shower Sliding Track

Specification

- 19mm outer diameter pipe
- Finish : Satin Nickel/Chrome Plated
- Available in 2,3 & 4 mtr. length
- Material : Stainless Steel 304 Grade



HDK-05

Door Knob

Specification

- Finish : Satin Nickel/Chrome Plated
- Glass Door Knob



PLASTIC PROFILES



HGP-1
Centre Seal
Specification
➤ For 8/10/12mm Glass
➤ Size : 2.2 & 3 mtr.



HGP-2
Side Seal
Specification
➤ For 8/10/12mm Glass
➤ Size : 2.2 & 3 mtr.



HGP-3
D Seal
Specification
➤ For 8/10/12mm Glass
➤ Size : 2.2 & 3 mtr.



HGP-4
Sliding Door Seal (F)
Specification
➤ For 8/10/12mm Glass
➤ Size : 2.2 & 3 mtr.



HGP-5
Wall to Glass 135°
Specification
➤ For 8/10/12mm Glass
➤ Size : 2.2 & 3 mtr.



HGP-6
Side Seal with Lip 180°
Specification
➤ For 8/10/12mm Glass
➤ Size : 2.2 & 3 mtr.



HGP-7
Water Dispersal Seal
Specification
➤ For 8/10/12mm Glass
➤ Size : 2.2 & 3 mtr.



HGP-8
Water Dispersal Seal
with Soft Centre Lip
Specification
➤ For 8/10/12mm Glass
➤ Size : 2.2 & 3 mtr.



HGP-MS-180
Magnetic Seals 90°/180°
for Sliding Door
Specification
➤ For 8/10/12mm Glass
➤ Size : 2.2 & 3 mtr.



HGP-M-180
Magnetic Seals 180°
Specification
➤ For 8/10/12mm Glass
➤ Size : 2.2 & 3 mtr.



HGP-M-135
Magnetic Seals 135°
Specification
➤ For 8/10/12mm Glass
➤ Size : 2.2 & 3 mtr.



HGP-M-90
Magnetic Seals 90°
Specification
➤ For 8/10/12mm Glass
➤ Size : 2.2 & 3 mtr.





Finishes Available :

-  Polished Stainless Steel (PSS)
-  Satin Stainless Steel (SSS)
-  Rose Gold (RG)
-  Black Matt (BM)
-  Polished Gold (PG)

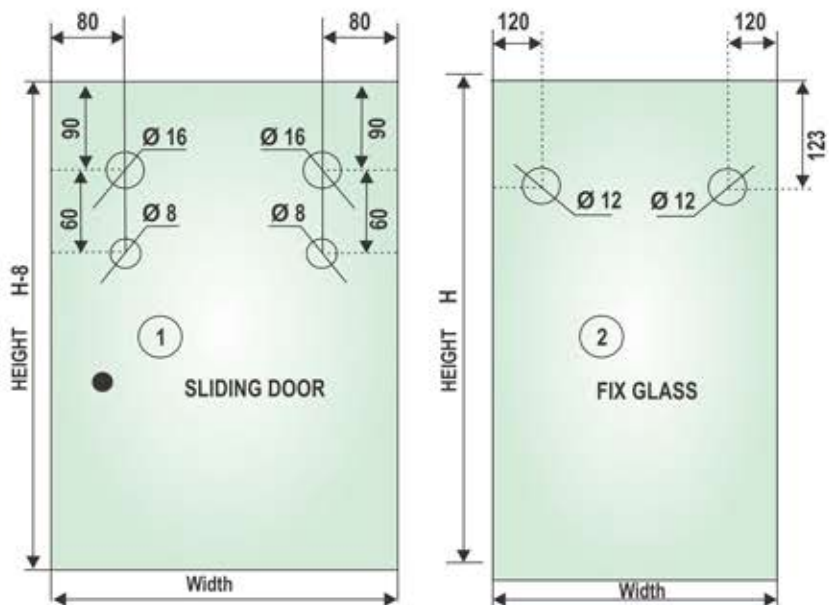


SLIDING SYSTEM

SHOWER SLIDING SYSTEM



Shower Sliding System Set (Full Set 11-A1) (12Pcs.)





OFFICE AND RESIDENTIAL SLIDING SYSTEM

(Full Set HSL-44-A1) (5 Pcs.)

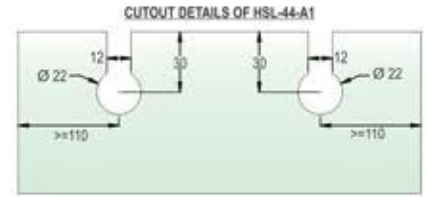


HSL-44-A1
Roller (S.S.) (2 Pcs.)



HSL-44-A3
Stopper (2 Pcs.)

HSL-33G
Floor Guide (1 Pc.)



(Full Set HSL-44-A2) (5 Pcs.)

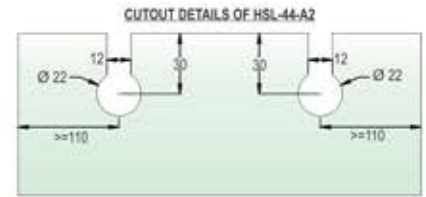


HSL-44-A2
Roller (2 Pcs.)



HSL-44-A3
Stopper (2 Pcs.)

HSL-33G
Floor Guide (1 Pc.)



(Full Set HSL-44-R8) (5 Pcs.)

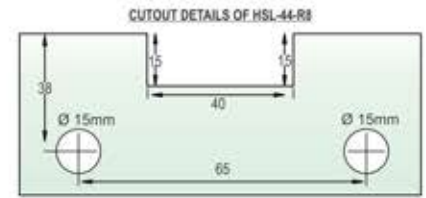


HSL-44-R8
8 Wheel Rectangular Roller (SS)



HSL-44-A3
Stopper (2 Pcs.)

HSL-33G
Floor Guide (1 Pc.)



(Full Set HSL-44-U8) (5 Pcs.)



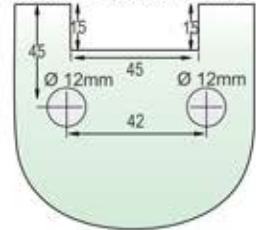
HSL-44-U8
8 Wheel Rectangular Roller (SS)



HSL-44-A3
Stopper (2 Pcs.)

HSL-33G
Floor Guide (1 Pc.)

CUTOUT DETAILS OF HSL-44-U8



(Full Set HSL-44-A3) (5 Pcs.)



HSL-44-A3
4 Wheel Rectangular Roller (2 Pcs.)
No Glass Cutout Required



HSL-44-A3
Stopper (2 Pcs.)



HSL-33G
Floor Guide (1 Pc.)

Glass
Cutout
Not
Required

Office and Residential Sliding Roller for Wooden Doors



HSL-W8
8 Wheel Roller



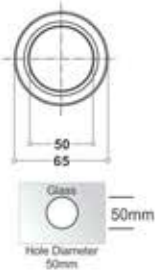
HSL-W4
4 Wheel Roller



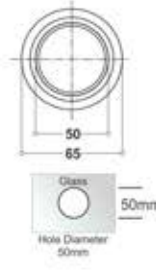
SLIDING HANDLES



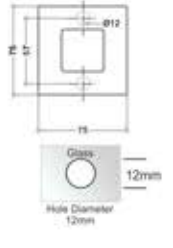
HSL-HN-50
Sliding Handle




HSL-HN-60
Sliding Handle (Hollow)



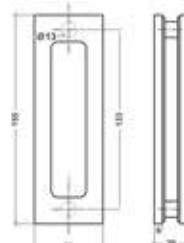
HSL-HN-70
Sliding Handle (Square)



HSL-HN-80
Sliding Handle (Rectangular)



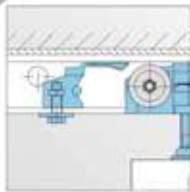
HSL-HN-90
Sliding Handle (Rectangular)



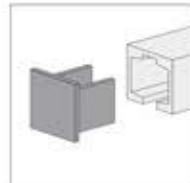
SLIDING SYSTEM ACCESSORIES



HSL-44-A3
Stopper



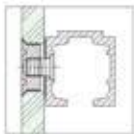
HSL-44-A4
Track End Cover



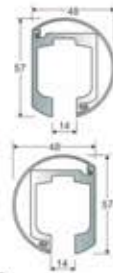
HSL-44-A5
Wall to Track Clamp



HSL-44-A6
Glass to Track Clamp



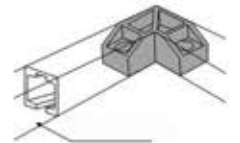
HSL-44 A7 L/R
Curved Track Cover (Left & Right)



HSL-B1-C
Sliding Track



HSL-44-A8
90° Track Connector



HSL-44-A9
Wall to Track Connector



HSL-33G
Floor Guide



HSL-11i
Stopper



HSL-ACC-25
Shower Pipe



SLIDING TRACKS



HSL-44-B1
Aluminium Track (Single)
Available in : 8 ft., 10 ft., 13 ft., & 16 ft.
Suitable for HSL-44-A1 / 44A2



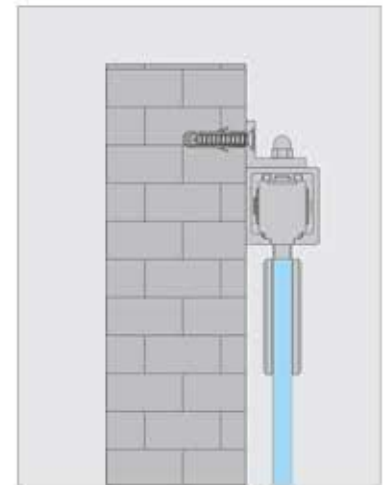
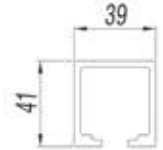
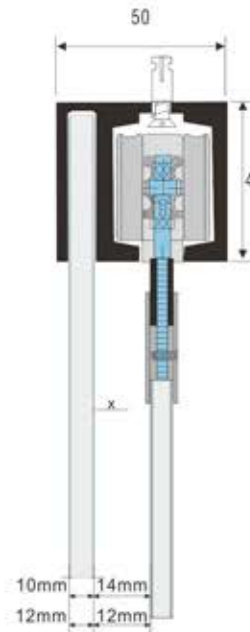
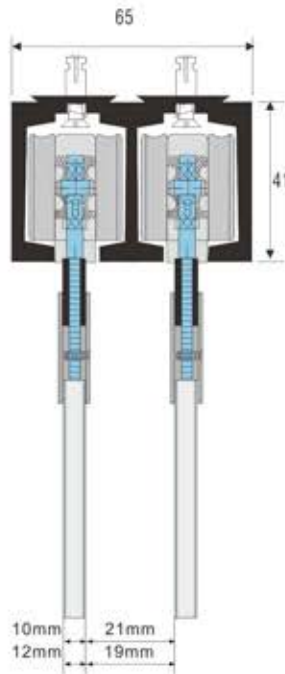
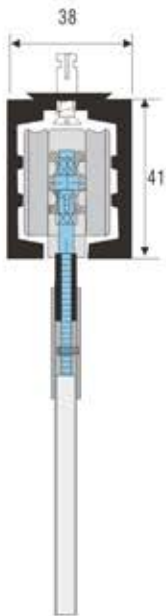
HSL-44-B2
Aluminium Track (Double Door)
Available in : 8 ft., 10 ft., 13 ft., & 16 ft.
Suitable for HSL-44-A1 / 44A2



HSL-44-B3
Aluminium Track (Door+Fix glass)
Available in : 8 ft., 10 ft., 13 ft., & 16 ft.
Suitable for HSL-44-A1 / 44A2



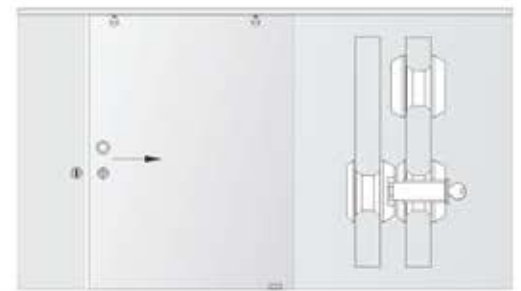
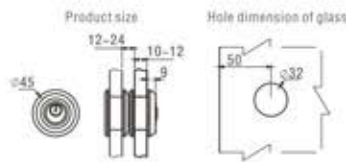
HSL-C 1
Aluminium Track
Available in : 8 ft., 10 ft., 13 ft., & 16 ft.
Suitable for HSL-44-R8 / 44-U8



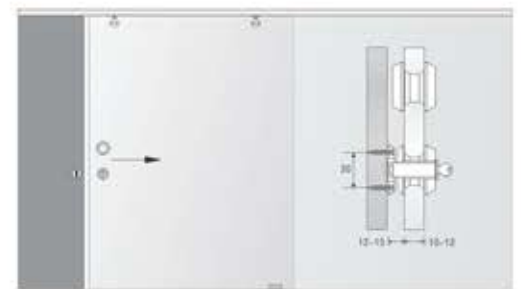
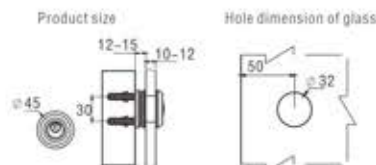
SLIDING DOOR LOCKS



HSL-LK-G
Sliding Door Lock (Glass to Glass)



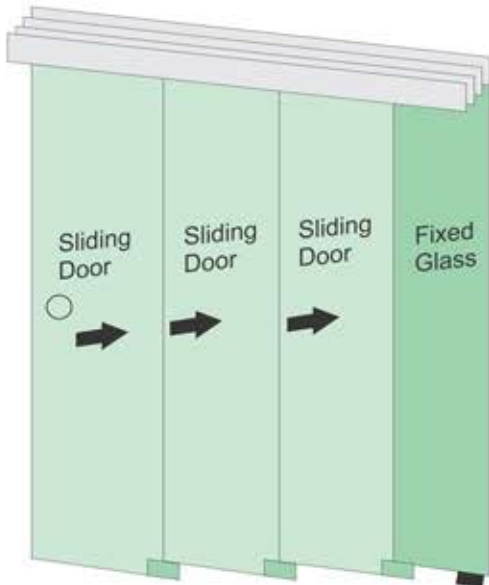
HSL-LK-W
Sliding Door Lock (Wall to Glass)



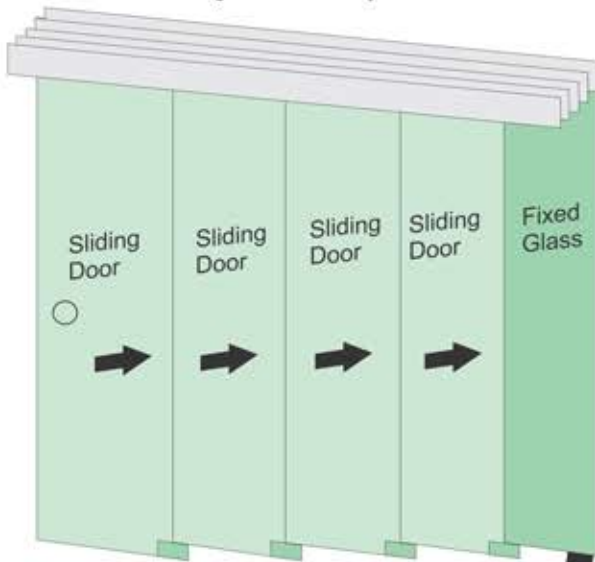
FRAME LESS SLIDING SET



HTS-2121
2 Sliding and 1 Fix Glass System



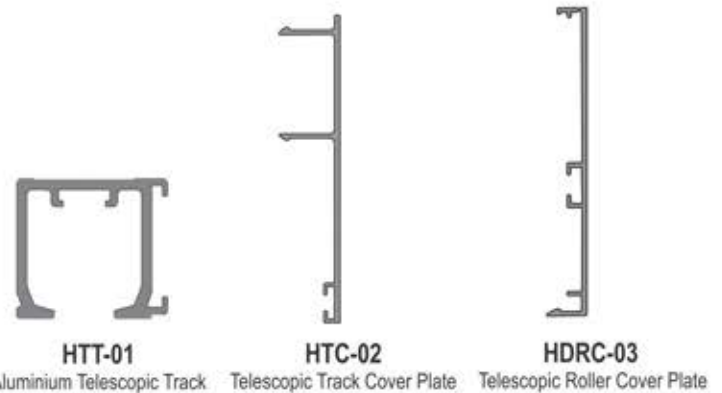
HTS-3131
3 Sliding and 1 Fix Glass System



HTS-4141
4 Sliding and 1 Fix Glass System



Technical Details	Features
Suitable Door Size 950x2200	Both Side Soft Close System
maximum Door Weight 70 kg. per Door	No Bottom Track Required
Glass Thickness 8mm to 10mm	Maximum Opening 80%
Maximum Covering Width : 12 Mtr.	Invisible Roller and Track
	Easy Installaion
	Perfect aesthetic Result
	Maintenance Free



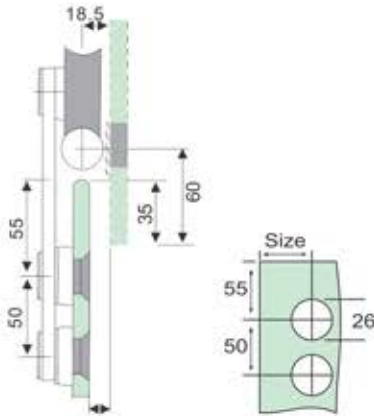


GLASS DOOR SLIDING SYSTEM

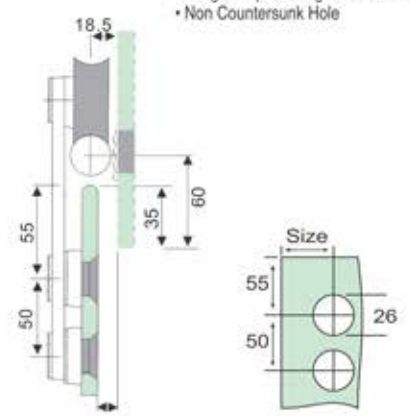
- Specification**
- Material : Stainless Steel
 - Glass Thickness : 8mm-12mm
 - Weight Cap. : 150kg • Finish : SSS
 - Non Countersunk Hole



HSL-22A
Sliding Roller



HSL-33A
Sliding Roller



HSL-33-TH-G2
Glass to Rod Clamp



HSL-33-TH-WL
Wall to Rod Clamp



HSL-33 B
Door Stopper



HSL-33G
Floor Guide



HSL-33-GC
Glass to Glass Connector 180°



HSL-33-TH-WL
Wall to Rod Holder



HSL-33-TH-C2
Ceiling to Rod Clamp



HSL-33-GC-T
Connector (180°)
Glass to Glass



HSL-11E
Wall to Rod Holder



HSL-ACC-25
Office Sliding Pipe

(Full Set 22-A) (9 Pcs.)



HSL-22A
Sliding Roller (2 Pcs.)



HSL-33-TH-G2
Glass to Rod Clamp (4 Pcs.)



HSL-33 B
Door Stopper (2 Pcs.)



HSL-33G
Floor Guide (1 Pc.)

(Full Set 33-A) (9 Pcs.)



HSL-22A
Sliding Roller (2 Pcs.)



HSL-33-TH-G2
Glass to Rod Clamp (4 Pcs.)



HSL-33 B
Door Stopper (2 Pcs.)



HSL-33G
Floor Guide (1 Pc.)

4 pcs HSL-33-TH-G2 can be replaced with HSL-33-TH-WL Wall to Rod Holder for installation on wall

POINT GLASS FITTINGS



HPPF-3
Pivot Pole (Bottom)



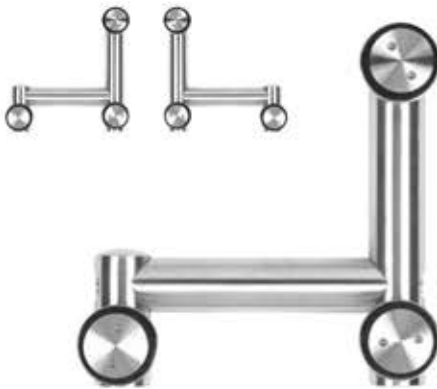
HPPF-2
Pivot Pole (Top)



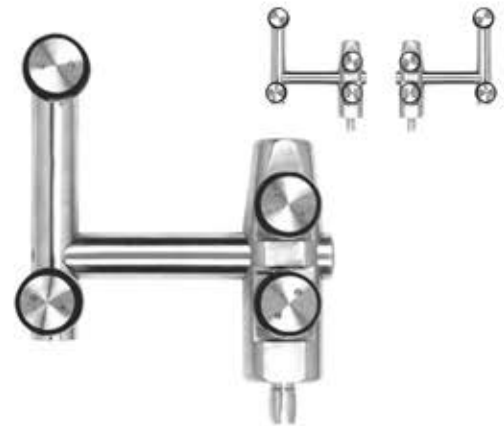
HPPF-4A
Over Panel Connector



HPPF-4
Over Panel Connector (Wall Mounting)



HPPF-610 (L/R)
Over Panel & Side Panel Connector



HPPF-1 (L/R)
Over Panel & Side Panel Connector with Pivot



HPPF-DST-2
Stopper Ceiling/Floor Mounted



HPPF-DST-1
Stopper Over Panel

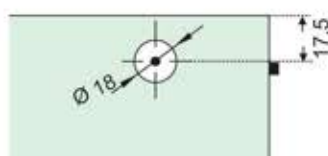


SLIDING SHOWER SCREEN



Wall to Wall System

Maximum Door Weight : 50 kg.
Maximum Door Width : 750 mm.
Maximum Door Height : 2000mm.
Maximum Glass Thickness : 8-10mm.



Glass Preparation



Corner Entry System

SLIDING SHOWER SCREEN ACCESSORIES		WALL TO WALL SYSTEM	CORNER ENTRY SYSTEM
	Ø 35 Stainless Steel Knob Clamp Roller Finish: Polished or Satin Stainless Steel Glass Thickness Suits 8-10 mm Glass	2 Pcs.	4 Pcs.
	Aluminium Top Track Finish: Polished or Satin Stainless Steel	2.5mtr. Length.	2.5mtr. Length.
	Stainless Steel Mounting Bracket (LH/ RH) Finish: Polished or Satin Stainless Steel	1 Set (1 LH and 1 RH)	1 Set (1 LH and 1 RH)
	Door Stopper with Catch Device	2 Pcs.	4 Pcs.
	Floor Guide	1 Pc.	2 Pcs.
	Track Corner Joint Finish: Polished or Satin Chrome (For Corner Entry System)	N.A.	1 Pc.

Aluminium Top Tack Colours Available



HFSL-44 Set
Top Track



HFSL-44 Set
Top Track (Gold)



HFSL-44 Set
Top Track (Rose Gold)



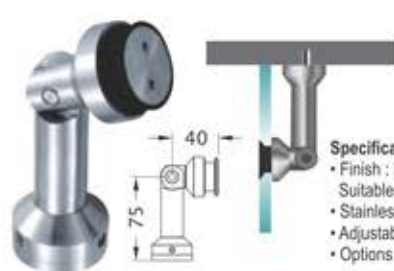
HFSL-44 Set
Top Track (Black Matt)

POINT FIXED GLASS CONNECTORS



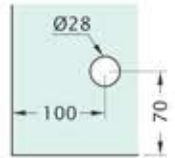
HPF-1
Wall to Glass (Adjustable)

- Specification**
- Finish : Satin stainless steel (SSS)
 - Suitable for holding glass with wall/fix structure
 - Stainless steel 304 grade
 - Adjustable + 2.5mm
 - Options : Glass to Glass - 52.5
Glass to Glass - 60.0
Glass to Glass - 82.0
Glass to Glass - 103



HPF-1A
Wall to Glass (Fix)

- Specification**
- Finish : Satin stainless steel (SSS)
 - Suitable for holding glass with floor/ceiling
 - Stainless steel 304 grade
 - Adjustable + 2.5mm
 - Options : Glass to Glass - 75.0
Glass to Glass - 103.0



HPF-2
Glass to Glass (Adjustable)

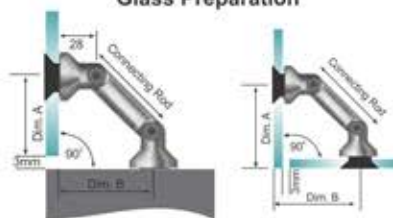
- Specification**
- Finish : Satin stainless steel (SSS)
 - Suitable for holding glass with glass
 - Stainless steel 304 grade
 - Adjustable + 2.5mm
 - Options : Glass to Glass - 52.5
Glass to Glass - 60.0
Glass to Glass - 82.0
Glass to Glass - 103.0



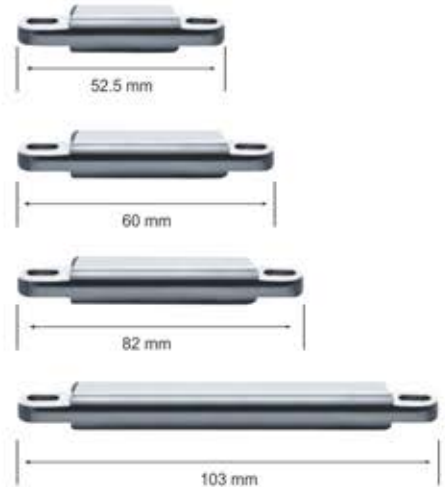
HPF-2A
Glass to Glass (Adjustable with Fin)

- Specification**
- Finish : Satin stainless steel (SSS)
 - Suitable for holding 3 glass together
 - Stainless steel 304 grade
 - Adjustable + 2.5mm
 - Options : Glass to Glass - 52.5
Glass to Glass - 60.0
Glass to Glass - 82.0
Glass to Glass - 103.0

Glass Preparation



Connecting Rod



Glass to Glass Connector- Dimension for Glass Thickness of 10mm
(for other glass thickness-consider accordingly)

Length of connecting Rod (in mm)				
ANGLE	52.5 (A/B)	60 (A/B)	82 (A/B)	103 (A/B)
90°	75	80	96	-
95°	70	75	90	-
100°	66	71	85	-
105°	62	67	81	-
110°	59	63	77	-
115°	55	60	73	-
120°	52	56	69	-
125°	49	54	66	-
130°	47	51	63	-
135°	44	48	60	-
180°	-	-	-	50

Point connectors with two option of hole cap countersunk and flat.



Countersunk Hole Cap



Non Countersunk Hole Cap (Dia 22mm)

Wall to Glass Connector- Dimension for Glass Thickness of 10mm
(for other glass thickness-consider accordingly)


Length of connecting Rod (in mm)			
ANGLE	52.5 (A/B)	60 (A/B)	82 (A/B)
90°	67/65	72/70	87.5/86








Customized solutions can be provided according to the requirements of the project.



HONNEX
The German Advantage



Finishes Available :

-  Polished Stainless Steel (PSS)
-  Satin Stainless Steel (SSS)
-  Rose Gold (RG)
-  Black Matt (BM)
-  Polished Gold (PG)

DOOR LOCKS

LOCKS WITHOUT CUTOUT



HGL-1
Double Door Lock (Both side Key)



- Specification**
- > Glass to Glass Lock
 - > Both side key
 - > Finish : Satin stainless steel



HGL-2
Single Door Lock (Both Side Key)



- Specification**
- > Wall to Glass Lock
 - > Both side key
 - > Finish : Satin stainless steel



HGL-3
Double Door Lock (Key & Knob)



- Specification**
- > Glass to Glass Lock
 - > Key & Knob
 - > Finish : Satin stainless steel



HGL-4
Single Door Lock (Key & Knob)



- Specification**
- > Wall to Glass Lock
 - > Key & Knob
 - > Finish : Satin stainless steel



HGL-19
Double Door Lock (One Side Key)



- Specification**
- > Glass to Glass Lock
 - > One Side Key only
 - > Finish : Satin stainless steel



HGL-20
Single Door Lock (One Side Key)



- Specification**
- > Wall to Glass Lock
 - > One Side Key only
 - > Finish : Satin stainless steel



HGL-5
Double Door Lock (Only Knob)

- Specification**
- > Glass to Glass Lock
 - > One Side Knob only
 - > Finish : Satin stainless steel



HGL-6
Single Door Lock (Only Knob)

- Specification**
- > Wall to Glass Lock
 - > One Side Knob only
 - > Finish : Satin stainless steel



HGL-7
Double Door Lock (Both Side Key)



- Specification**
- > Glass to Glass Lock
 - > Both Side Key
 - > Finish : Satin stainless steel



HGL-8
Single Door Lock (Both Side Key)



- Specification**
- > Wall to Glass Lock
 - > Both Side Key
 - > Finish : Satin stainless steel



HGL-9
Double Door Lock (Key & Knob)



- Specification**
- > Glass to Glass Lock
 - > Key & Knob
 - > Finish : Satin stainless steel



HGL-10
Single Door Lock (Key & Knob)



- Specification**
- > Wall to Glass Lock
 - > Key & Knob
 - > Finish : Satin stainless steel



LOCKS WITHOUT CUTOUT



HGL-11
Double Door Lock (Only Knob)

- Specification**
- Glass to Glass Lock
 - One Side Knob only
 - Finish : Polish stainless steel (PSS)



HGL-12
Single Door Lock (Only Knob)

- Specification**
- Wall to Glass Lock
 - One Side Knob only
 - Finish : Polish stainless steel (PSS)



HGL-13
Double Door Lock (Only Knob with Indicator)

- Specification**
- Glass to Glass Lock
 - One Side Knob with Indicator
 - Finish : Satin Stainless Steel



HGL-14
Single Door Lock (Only Knob with Indicator)

- Specification**
- Glass to Glass Lock
 - One Side Knob with Indicator
 - Finish : Satin Stainless Steel



HGL-15
Double Door Lock (Key & Knob)

- Specification**
- Glass to Glass Lock
 - Key & Knob
 - Finish : Satin stainless steel



HGL-16
Single Door Lock (Key & Knob)

- Specification**
- Wall to Glass Lock
 - Key & Knob
 - Finish : Satin stainless steel



HGL-3 BM
Double Door Lock Black (Key & Knob)

- Specification**
- Glass to Glass Lock
 - One Side Key only
 - Finish : Black Matt



HGL-4 BM
Single Door Lock Black (Key & Knob)

- Specification**
- Wall to Glass Lock
 - One Side Key only
 - Finish : Black Matt



GLASS DOOR LOCKS WITH CUTOUT



HDL-13A+13B
Sliding Door Lock with Strike Box

Specification

- Glass to Glass Lock
- One side key/ one side knob only
- Finish : Satin stainless steel



HDL-13A+13C
Sliding Door Lock with Strike Plate

Specification

- Glass to Glass Lock
- One side key/ one side knob only
- Finish : Satin stainless steel



HDL-14A+14C
Sliding Door Lock with Strike Box (Key & Knob)

Specification

- Glass to Glass Lock
- One side key/ one side knob only
- Finish : Satin stainless steel



HDL-14A+14C
Sliding Door Lock with Strike Plate (Key & Knob)

Specification

- Glass to Glass Lock
- One side key/ one side knob only
- Finish : Satin stainless steel



HGL-17
Double Door Lock (Key & Knob)

Specification

- Glass to Glass Lock
- One side key/ one side knob only
- Finish : Satin stainless steel



HGL-18
Single Door Lock (Key & Knob)

Specification

- Glass to Glass Lock
- One side key/ one side knob only
- Finish : Satin stainless steel





HONNEX
The German Advantage

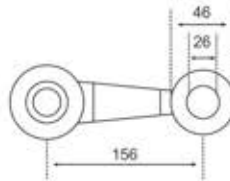


SPIDER FITTING

SPIDER FITTINGS WITHOUT FIN (Available in 200mm & 220mm Arm Distance)



HSP-B1
One Way Spider without Fin

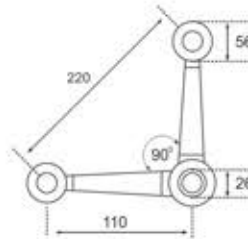


Specification

- 156 mm arm
- One Way Spider without fin to hold the glass at one point
- Material : Stainless Steel 316 Grade
- Hold glass with the help of articulated/fix routel.
- Designed to hold with fix structure



HSP-B2 90
Two Way Spider 90° without Fin

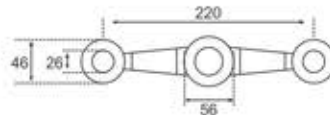


Specification

- 220 mm arm
- Material : Stainless Steel 316 Grade
- Hold glass with the help of articulated/fix routels
- Designed to hold with fix structure



HSP-B2 180
Two Way Spider 180° without Fin

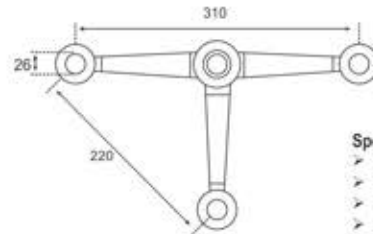


Specification

- 220 mm arm
- Two Way Spider without fin to hold two glass panels at 180° with fixed structure
- Material : Stainless Steel 316 Grade
- Hold glass with the help of articulated/fix routels
- Designed to hold with fix structure



HSP-B3
Three Way Spider without Fin

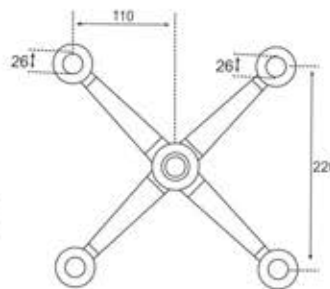


Specification

- 220mm arm
- Three Way Spider without fin to hold three glass panels
- Material : Stainless Steel 316 Grade
- Hold glass with the help of articulated/fix routels
- Designed to hold with fix structure



HSP-B4
Four Way Spider without Fin

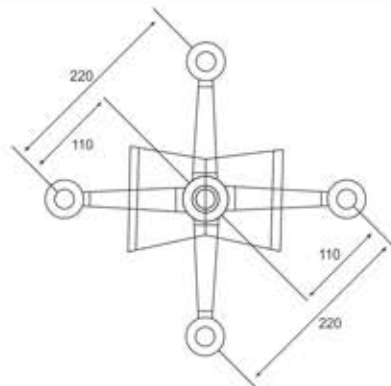


Specification

- 220mm arm
- Four Way Spider without fin to hold four glass panel together with fixed structure
- Material : Stainless Steel 316 Grade
- Hold glass with the help of articulated/fix routel
- Designed to hold with fix structure



HSP-B-224-90
Four Way Spider without Fin (90°)



Specification

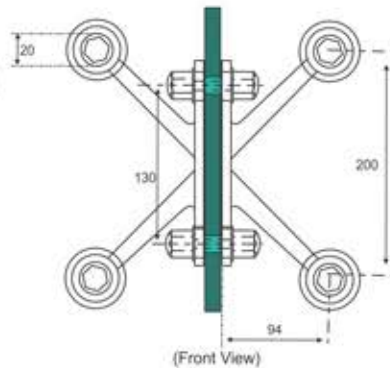
- To hold four glance at 90° bend
- Material : Stainless Steel 316 Grade
- Hold glass with the help of articulated/fix routel
- Designed to hold with fix structure

Dimensions are subject to change. Please refer to actual product for hole preparation. Customized solutions can be provided according to the requirements of the project. (Spider, Fin / Splice Plates & Routels)

SPIDER FITTINGS WITH FIN (Available in 200mm & 250mm Arm Distance)

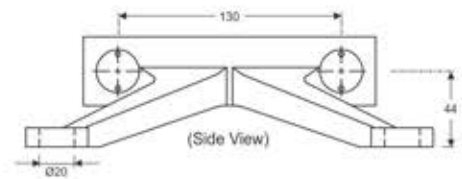


HSP-A4
Four Way Spider

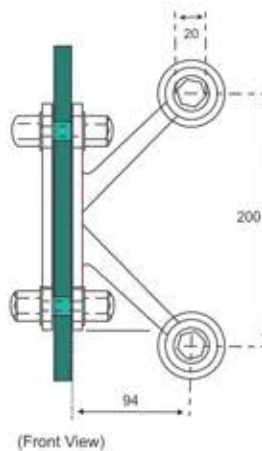


Specification

- Four Way Spider with fin to suit four panel glass assembly
- Material : Stainless Steel 304 Grade
- With gasket & teflon washers to prevent glass from damage
- Hold glass with the help of articulated/fix routels

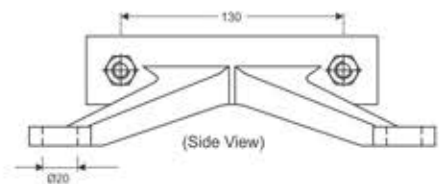


HSP-A44
Two Way Spider (Wall Mounted)

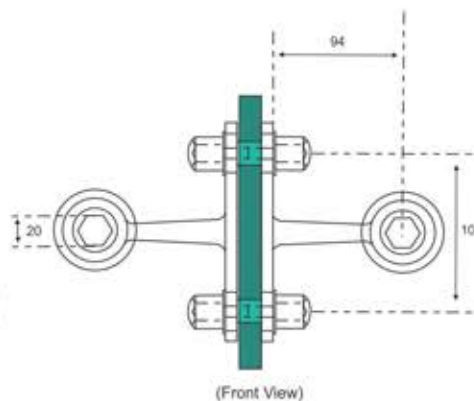


Specification

- Two Way Spider with fin to suit four panel glass assembly
- Material : Stainless Steel 304 Grade
- With gasket & teflon washers to prevent glass from damage
- Hold glass with the help of articulated/fix routels

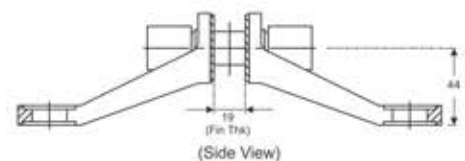


HSP-A2
Two Way Spider

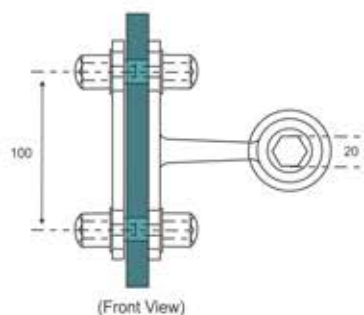


Specification

- Two Way Spider with fin to suit four panel glass assembly
- Material : Stainless Steel 304 Grade
- With gasket & teflon washers to prevent glass from damage
- Hold glass with the help of articulated/fix routels

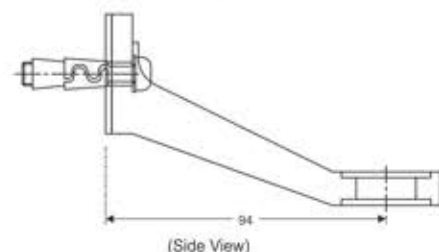


HSP-A22
One Way Spider (Wall Mounted)



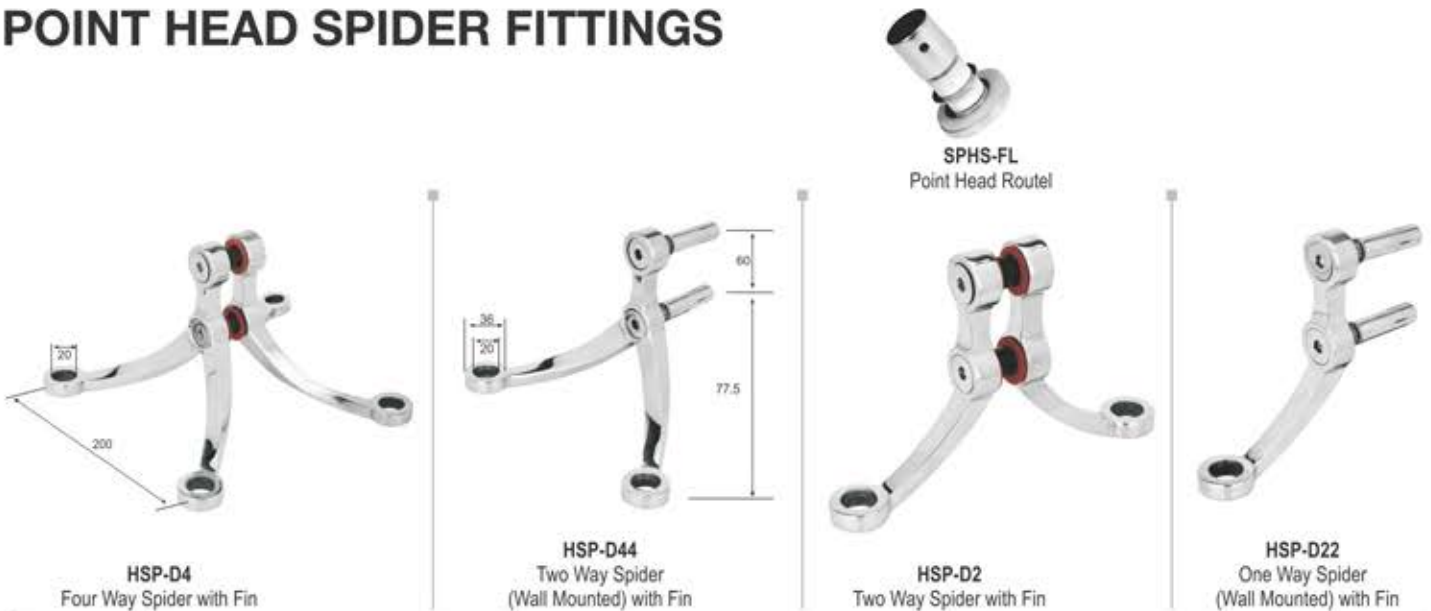
Specification

- Two Way Spider with fin to suit four panel glass assembly
- Material : Stainless Steel 304 Grade
- With gasket & teflon washers to prevent glass from damage
- Hold glass with the help of articulated/fix routels



Dimensions are subject to change. Please refer to actual product for hole preparation. Customized solutions can be provided according to the requirements of the project. (Spider, Fin / Splice Plates & Routels)

POINT HEAD SPIDER FITTINGS



DESIGNER SERIES SPIDER



JUMBO SPIDER (Stainless Steel 304 Grade)

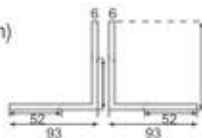


Dimensions are subject to change. Please refer to actual product for hole preparation. Customized solutions can be provided according to the requirements of the project. (Spider, Fin / Splice Plates & Roulets)

FIN PLATES

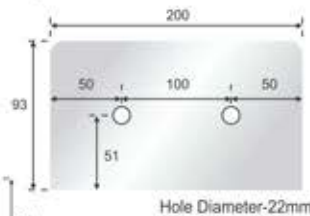


HFP-200
Fin Plate (200mm)



Specification

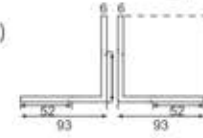
- Two point holding of fin
- Elongated holes allows installations flexibility
- Flat base to hold strongly with floor or ceiling
- With teflon washers to prevent glass from damage



Hole Diameter-22mm

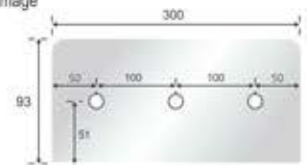


HFP-300
Fin Plate (300mm)



Specification

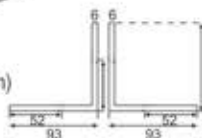
- Three point holding of fin
- Elongated holes allows installations flexibility
- Flat base to hold strongly with floor or ceiling
- With teflon washers to prevent glass from damage



Hole Diameter-22mm

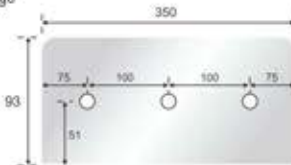


HFP-350
Fin Plate (350mm)



Specification

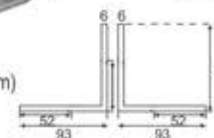
- Three point holding of fin
- Elongated holes allows installations flexibility
- Flat base to hold strongly with floor or ceiling
- With teflon washers to prevent glass from damage



Hole Diameter-22mm

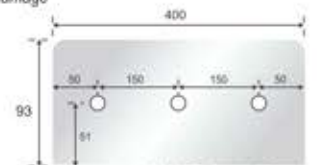


HFP-400
Fin Plate (400mm)



Specification

- Three point holding of fin
- Elongated holes allows installations flexibility
- Flat base to hold strongly with floor or ceiling
- With teflon washers to prevent glass from damage

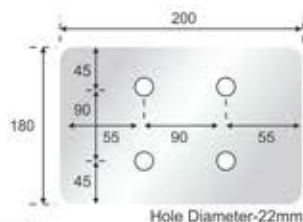


Hole Diameter-22mm

SPLICE PLATES



HSP-200
Splice Plate (200mm)



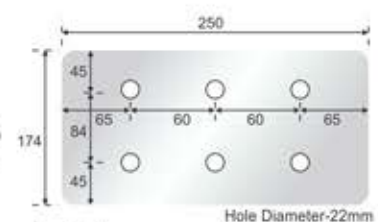
Hole Diameter-22mm

Specification

- Two point holding of fin
- Elongated holes allows installations flexibility
- With teflon washers to prevent glass from damage



HSP-250
Splice Plate (250mm)



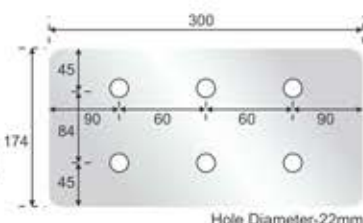
Hole Diameter-22mm

Specification

- Three point holding of fin
- Elongated holes allows installations flexibility
- With teflon washers to prevent glass from damage



HSP-300
Splice Plate (300mm)



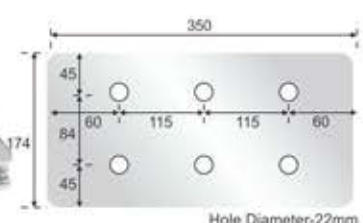
Hole Diameter-22mm

Specification

- Three point holding of fin
- Elongated holes allows installations flexibility
- With teflon washers to prevent glass from damage



HSP-350
Splice Plate (350mm)



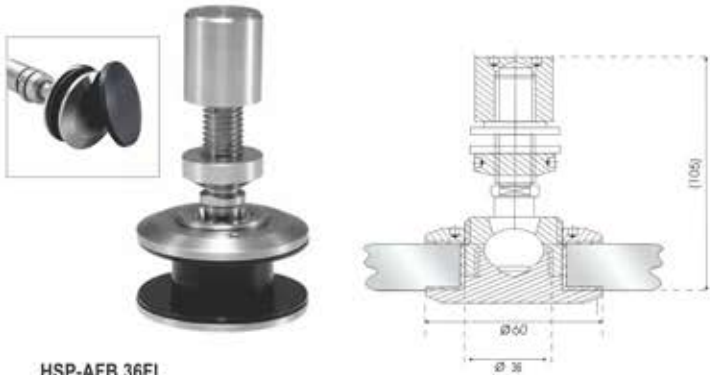
Hole Diameter-22mm

Specification

- Three point holding of fin
- Elongated holes allows installations flexibility
- With teflon washers to prevent glass from damage

Dimensions are subject to change. Please refer to actual product for hole preparation. Customized solutions can be provided according to the requirements of the project. (Spider, Fin / Splice Plates & Routers)

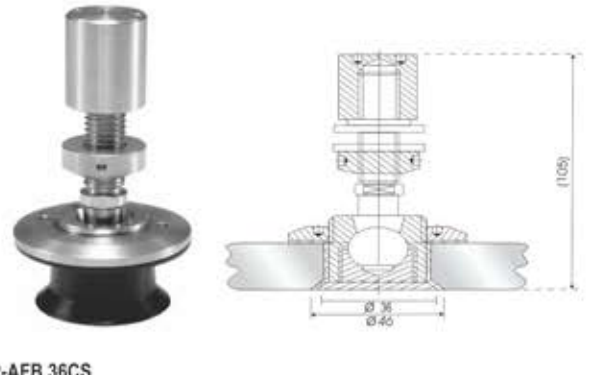
ROUTELES



HSP-AFB 36FL

Articulated Roudel (Flat Head)

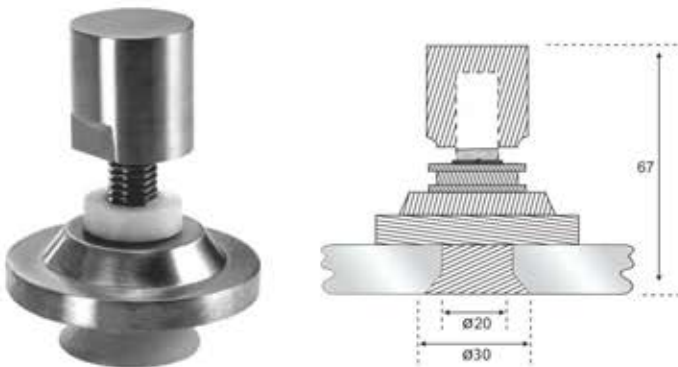
- **Specification**
- Articulated flat head roudel to be used along with spiders to hole glass
- Material : Stainless Steel 304 Grade
- With teflon washers to prevent glass from damage
- Adjustable upto 15mm glass thickness
- Protective cover cap on bottom



HSP-AFB 36CS

Articulated Roudel (Counter Sunk Hole)

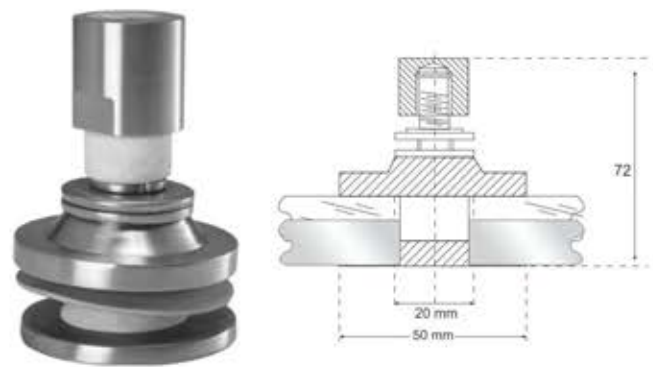
- **Specification**
- Articulated Counter Sunk roudel to be used along with spiders to hole glass
- Material : Stainless Steel 304 Grade
- With teflon washers to prevent glass from damage
- Adjustable upto 15mm glass thickness



HSP-FB CS

Fixed Roudel (Counter Sunk)

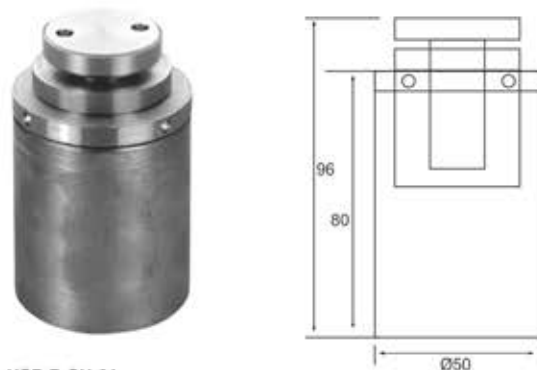
- **Specification**
- Counter sunk head roudel to be used along with spiders to hold glass
- Material : Stainless Steel 304 Grade
- With teflon washers to prevent glass from damage
- Adjustable upto 15mm thickness of glass



HSP-FB FL

Fixed Roudel (Flat Head)

- **Specification**
- Fixed flat head roudel to be used along with spiders to hold glass
- Material : Stainless Steel 304 Grade
- With teflon washers to prevent glass from damage
- Adjustable to 15mm glass thickness



HSP-B-SH-01

Iron Assembly

- **Specification**
- Fixing bolt helps to hold without fin spiders with fix structure
- Adjustable height for accurate fixing of spider with flat head



HSP-RB (FH/CS)

Rigid Bolt (Flat Head/Counter Sunk)

- **Specification**
- Rigid Bolt to be used along with spiders to hole glass
- Material : Stainless Steel 304 Grade
- With teflon washers to prevent glass from damage
- Adjustable upto 15mm glass thickness

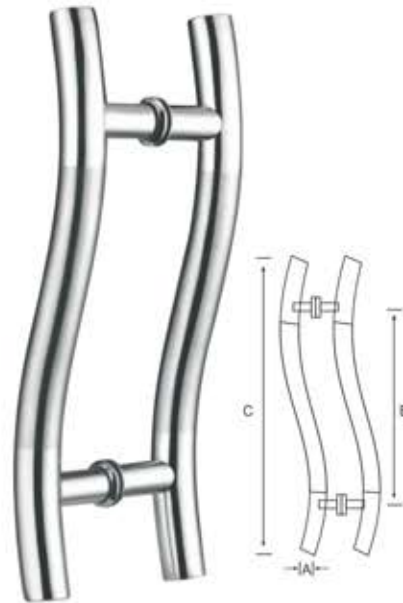


Finishes Available :

-  Polished Stainless Steel (PSS)
-  Satin Stainless Steel (SSS)
-  Rose Gold (RG)
-  Black Matt (BM)
-  Polished Gold (PG)

DOOR HANDLES

DOOR HANDLES



Available Colours



HGH-902

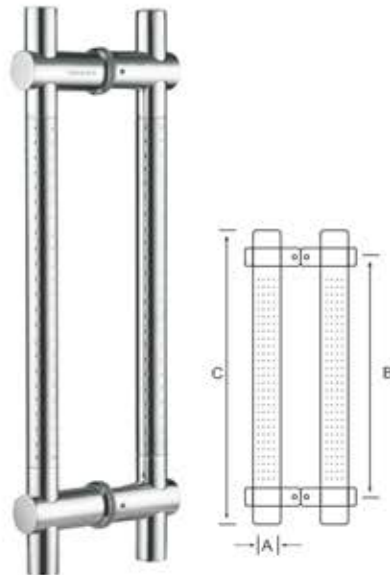
Diameter (A)	Centre to Centre Hole (B)	Overall Length (C)
22	200	250
22	250	300
22	300	350
32	300	450
32	400	600

HGH-903

Diameter (A)	Centre to Centre Hole (B)	Overall Length (C)
38	200	450
38	300	600

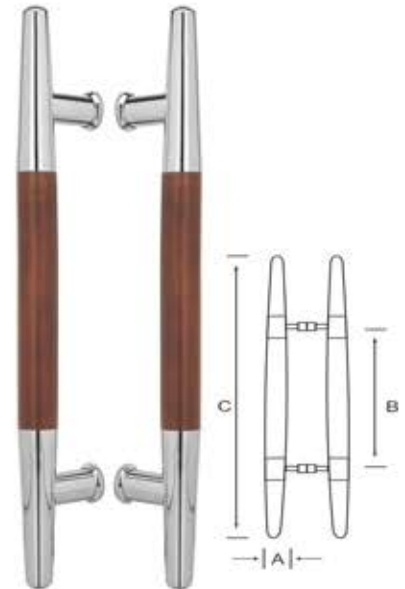
HGH-901

Diameter (A)	Centre to Centre Hole (B)	Overall Length (C)
25	200	250
25	250	300
25	300	350
25	300	400
25	300	450
25	350	450
25	400	600
25	450	600
25	600	900
25	900	1200
32	300	450
32	400	600
32	450	600
32	600	900
32	900	1200
32	1200	1500



HGH-904 (Hole to Hole Adjustable)

Diameter (A)	Centre to Centre Hole (B)	Overall Length (C)
25	200	300
32	300	450
32	400	600
38	600	900
38	900	1200



HGH-905

Diameter (A)	Centre to Centre Hole (B)	Overall Length (C)
32	300	450

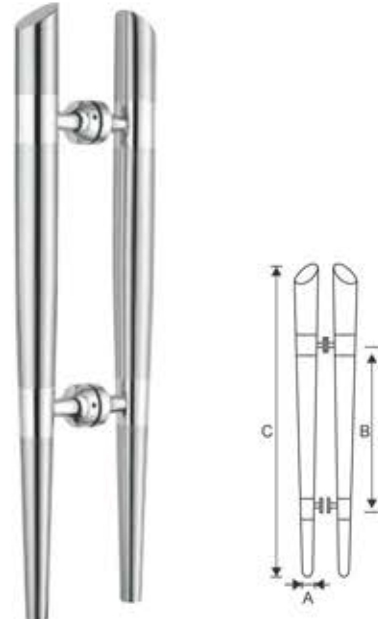
* Refer to original product for cutout and hole to hole distance,

DOOR HANDLES



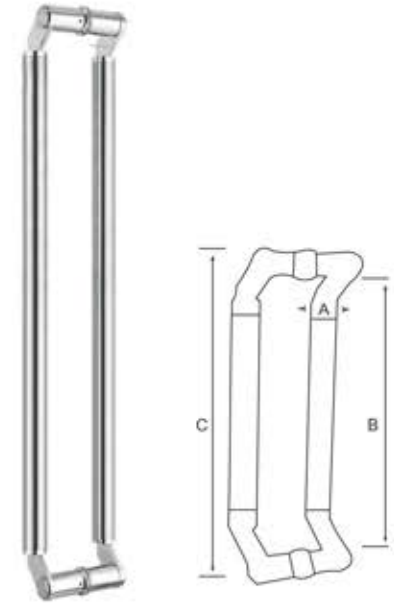
HGH-907

Diameter (A)	Centre to Centre Hole (B)	Overall Length (C)
38	302	457



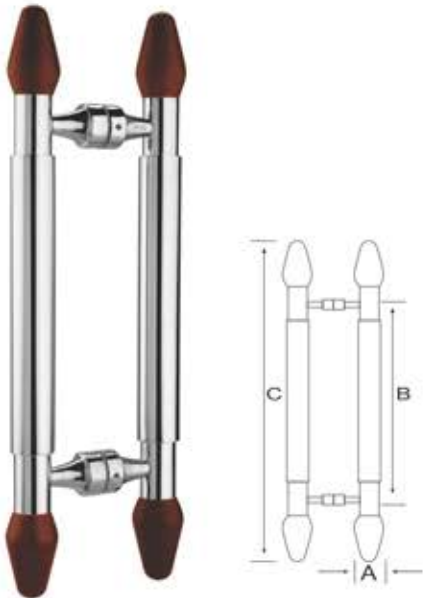
HGH-908

Diameter (A)	Centre to Centre Hole (B)	Overall Length (C)
38	300	450
38	450	600




HGH-909

Diameter (A)	Centre to Centre Hole (B)	Overall Length (C)
38	400	445
38	600	645



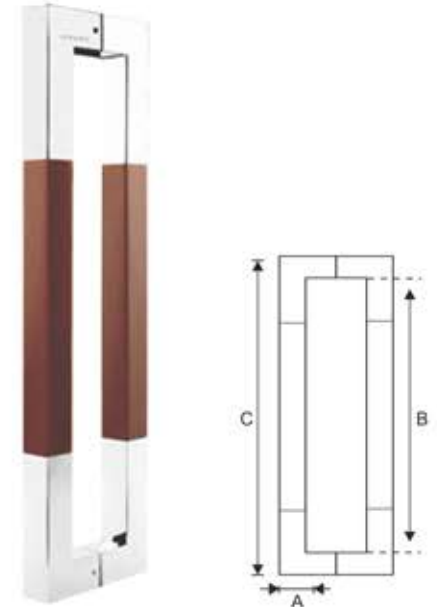
HGH-912

Diameter (A)	Centre to Centre Hole (B)	Overall Length (C)
38	302	500



HGH-913 (Hole to Hole Adjustable)

Diameter (A)	Centre to Centre Hole (B)	Overall Length (C)
19/38	300	450
19/38	400	600




HGH-914

Diameter (A)	Centre to Centre Hole (B)	Overall Length (C)
30/30	400	430
30/30	600	630

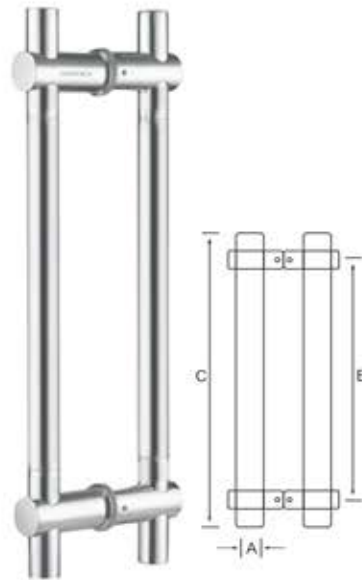
* Refer to original product for cutout and hole to hole distance,

DOOR HANDLES




HGH-915

Diameter (A)	Centre to Centre Hole (B)	Overall Length (C)
30/25	300	450
30/25	450	600



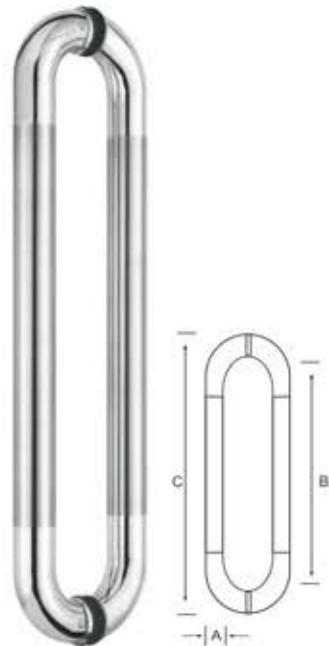
HGH-916 (Hole to Hole Adjustable)

Diameter (A)	Centre to Centre Hole (B)	Overall Length (C)
25	200	300
32	300	450
32	400	600
38	600	900
38	900	1200



HGH-917


Diameter (A)	Centre to Centre Hole (B)	Overall Length (C)
25/25	302	327
30/30	450	480
30/30	570	600



HGH-918

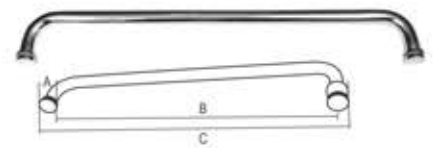
Diameter (A)	Centre to Centre Hole (B)	Overall Length (C)
22	200	222
22	250	272
22	300	322
22	450	472
22	600	622

* Also Available in 25/32mm Diameter



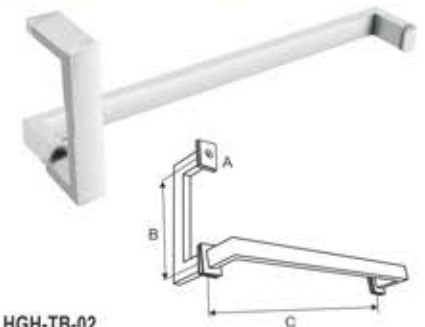
HGH-919

Diameter (A)	Centre to Centre Hole (B)	Overall Length (C)
22	200	222
22	250	272
22	300	322
22	450	472
22	600	622



ICGH-TBK-1 Tower Bar Handle with Knob

Diameter (A)	Centre to Centre Hole (B)	Overall Length (C)
19	457	476



HGH-TB-02

Diameter (A)	Centre to Centre Hole (B)	Overall Length (C)
15/30	152	457

* Refer to original product for cutout and hole to hole distance.

DOOR HANDLES



SS Rose Gold



SS Gold



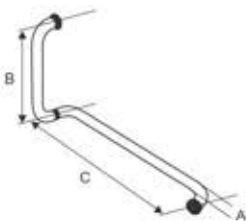
SS Black



SS Chrome



Antique Brass

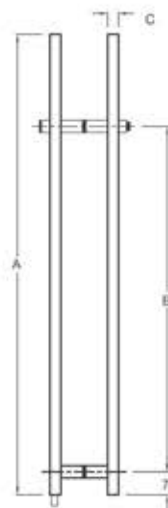


HGH-951 (Shower Handles)

Diameter (A)	Centre to Centre Hole (B)	Overall Length (C)
19	152	457
19	200	450
25	152	457



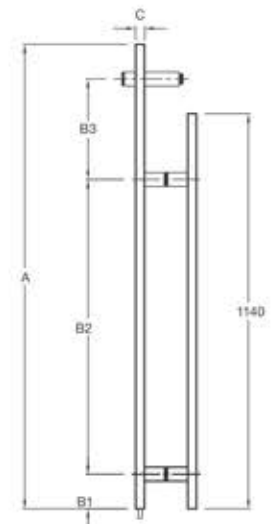
HGH-950



Overall Length of Handle (A)	Centre to Centre Hole (B)	Diameter of Handle (C)
1500	1125	35



HGH-952



Overall Length of Handle (A)	Centre to Centre Hole (B1) (B2) (B3) of Handle (C)	Diameter of Handle (C)
1340	100/850/290	25

* Refer to original product for cutout and hole to hole distance,

SLIDING FOLDING SYSTEM

Sliding folding system gives wide opening space using interlinked glass panels. Suitable for Malls, Showrooms, Hotels and Airports.



HSFS-1
Fixed Hinge



HSFS-2
Glass to Glass Center Hinge



HSFS-3
Center Hinge with Roller



HSFS-4
End Hinge with Roller



HSFS-5
Floor Fixed Hinge



HSFS-6
Glass to Glass Center Hinge with Lock



HSFS-7
Glass to Glass Center Hinge with Guide



HSFS-8
End Hinge with Guide



HSFS-9
Wall to Glass Hinge



HSFS-10
Floor Track Bottom (S.S.)



HSFS-11
Aluminium Track (Top)



Two Door Opening



Three Door Opening



Four Door Opening

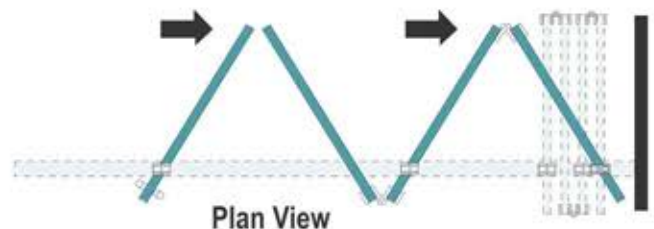


Four Door - Two Way Opening

- Note : -
- Maximum weight per door : 70kg
 - Maximum width per door : 900mm
 - Maximum height per door : 2500mm
 - Suitable for 10 to 12mm glass thickness

Specification

Track for sliding folding door system to be mounted to the ceiling and floor





FRAMELESS CENTER FOLDING SYSTEMS


Sliding folding system gives wide opening space using interlinked glass panels. Suitable for Malls, Showrooms, Hotels and Airports.



HCFS-101 R
Folding Door Roller



HCFS-101 H
Glass to Wall Hinge



HCFS-102 H
Glass to Glass Hinge



HCFS-103 LK
Sliding Glass Door Lock



HCFS-104 K
Glass Door Knob



HCFS-104 KS
Knob Sleeve

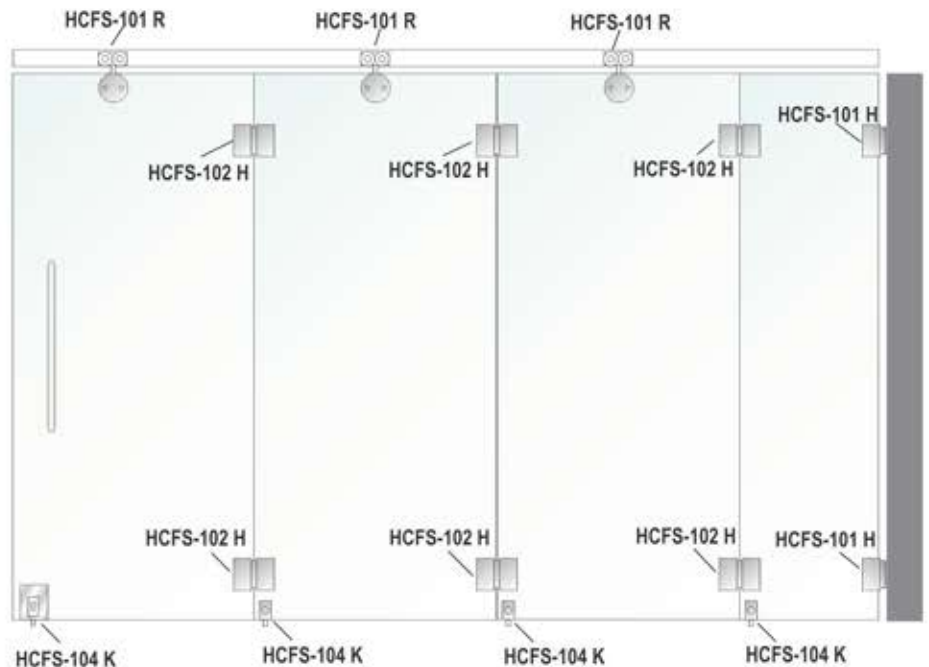
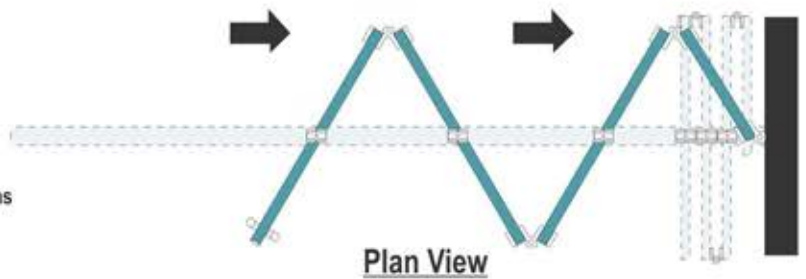


HCFS-105
Aluminium Track

Note :-

- Maximum weight per door : 70kg
- Maximum width per door : 900mm
- Maximum height per door : 2500mm
- Suitable for 8 to 10mm glass thickness

No need to grout in the floor with frameless center folding systems
Suitable for mall, showrooms, hotels and airport, etc.



CANOPY FITTINGS



HCF-01-S

Wall to Glass

Specification

- Finish : Satin stainless steel
- Suitable for canopies in interior & exterior
- Stainless steel 304 grade
- To fix glass with the wall
- Adjustable angle
- Washer to prevent glass from damage

HGF-02-S

Rod to Glass

Specification

- Finish : Satin stainless steel
- Suitable for holding canopy glass with rod along with wall to rod
- Stainless steel 304 grade
- To hold canopy glass with rod
- Adjustable angle
- Washer to prevent glass from damage

SCF-03-S

Wall to Rod

Specification

- Finish : Satin stainless steel
- Suitable for holding wall to rod with wall
- Stainless steel 304 grade
- To hold rod with the wall
- Adjustable angle
- Washer to prevent glass from damage

HCF-Rod-S

Connecting Rod for Canopy (SS 304)



HCF-01

Wall to Glass Connector 90°

HCF-02

Rod to Glass Connector

HCF-03

Wall Connector for Rod Cable
To be Used with SCF-02

HCF-316

Threaded Sleeve for
SCF-02+SCF03

HCF-55

Canopy Fitting Spider

HCF-Rod-S | Connecting Rod
for Canopy





AUTOMATIC SLIDING SENSOR DOOR

HASD-1 Automatic Sensor Door



Specification

Door Parameter	
Single Leaf Maximum Opening	1200mm x 2400mm
Bi-parting Door Maximum Opening	2200mm x 2400mm
Maximum Door Weight Single Leaf	75kg to 90kg (Single Door)
Maximum Door Weight Double Leaf	75kg x 2 Door (Bi-parting)

AUTOMATIC DOOR PARAMETER

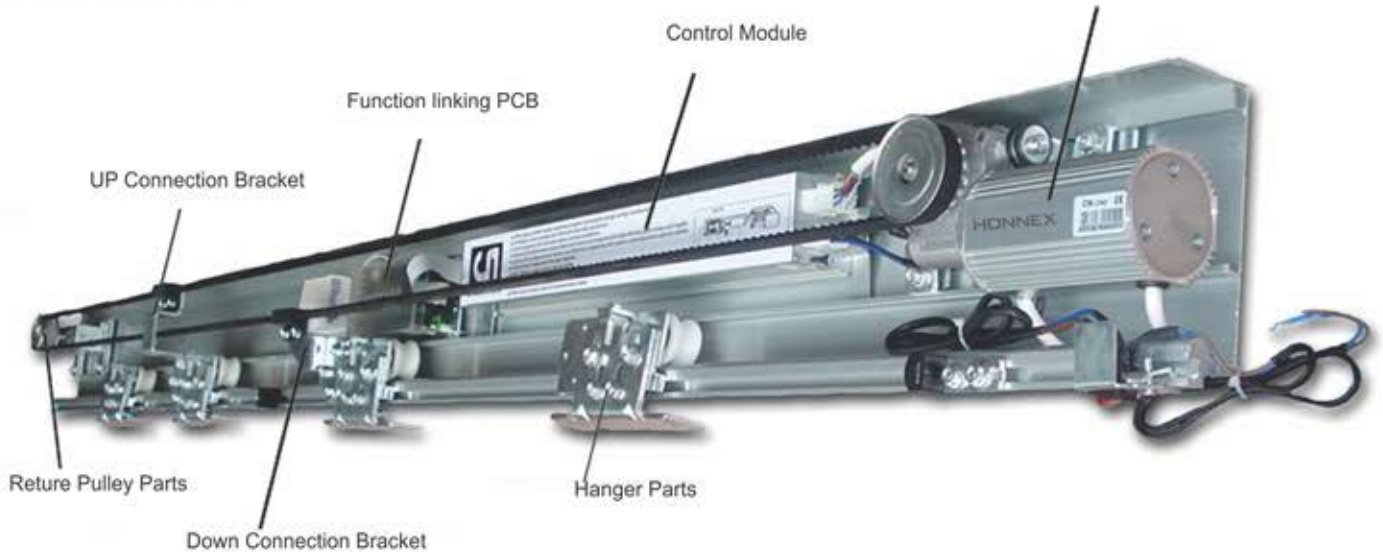
TYPE	SASD-1
Opening Speed	Adjust Between 250-600mm/Sec.
Closing Speed	Adjust Between 150-300mm/Sec.
Holding Time	1-15 Sec.
Pushing Force	<37N <45N
Power	Ac 200-250V
Voltage	DC 24V-50W
Environment Temperature	-200C - +500C

Features and advantages

- Intelligent control system.
- Drive equipment with low noise.
- Advanced brushless motor and worm wheel reducer are integrated.
- Special self-locking function without any addition components.
- With different triggered opening modes.
- Double door interlock function.
- Optional power supply backup to ensure the normal operation.
- When door is closed, it shall be locked and kept closed.
- Apply to doors for garage, usage of anti-radiation for hospitals, warehouses, science and technology factories, barrier-free space, commercial building, shopping mall, etc.
- Easy installation & low maintenance.



DC Brushless Motor



DOOR CLOSERS



HDC-100
Door weight Capacity - 40kg
Dual Speed Control



EN 1154 Tested

Tested 5,00,000
Cycles



HDC-101
Door weight Capacity - 60kg
Dual Speed Control



EN 1154 Tested

Tested 5,00,000
Cycles



HDC-200
Door weight Capacity - 60kg
Dual Speed Control



EN 1154 Tested

Tested 5,00,000
Cycles



HDC-102
Concealed Door Closer



EN 1154 Tested

Tested 5,00,000
Cycles



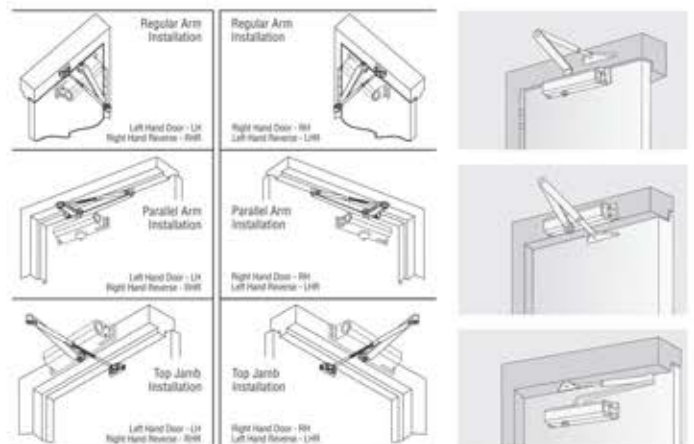
SS Cover Plate
(Optional)

HDC-300
Door weight Capacity - 80kg
Dual Speed Control



EN 1154 Tested

Tested 5,00,000
Cycles



- Select degree of opening from table and use template dimensions shown above, mark SIX (6) HOLES ON FRAME for closer and TOW (2) HOLES ON DOOR of arm shoe.
- Drill pilot holes in door and frame for #14 all-purpose screws or drill and tap for 1/4-20 machine screws.
- Install adjustable forearm/arm shoe assembly to door using screws provided.
- Install main arm to top pinion shaft using screws provided.
- Mount closer body on frame using screws provided.



WASHROOM PARTITION

Material : SS 304

1 Set Contains
Holder (2 Pcs), Hinge (2 Pcs)
Indicating Lock (1 Pc), Handle (1Pair)
Connecting Angle (10 Pcs), Hook (1 Pc)



Holder



Handle



Indicating Lock



Connection Angle



Hook



Hinge



Material : Nylon

1 Set Contains
Holder (2 Pcs), Hinge (2 Pcs)
Indicating Lock (1 Pc), Handle (2 Pcs)
Connecting Angle (10 Pcs), Hook (1 Pc)



Holder



Connection Angle



Hook



Hinge



Handle



Indicating Lock



BRACKET SHELF HOLDERS



HBSH-1
Double Shelf Holder (10-12mm)



HBSH-2
Single Shelf Holder (10-12mm)



HBSH-11
Double Shelf Holder (8-10mm)



HBSH-22
Single Shelf Holder (8-10mm)

MINI HINGES



HMH-1
Wall to Glass Hinge
(for 6mm/8mm glass)



HMH-2
Glass to Glass Hinge
(for 6mm/8mm glass)



SMH-11
Wall to Glass Hinge
(for 6mm/8mm glass)



HMH-22
Glass to Glass Hinge
(for 6mm/8mm glass)

GLASS LIFTERS



EN 1154 Tested

GL-01
1 Cup Glass Lifter



EN 1154 Tested

GL-02
2 Cup Glass Lifter



EN 1154 Tested

GL-03
3 Cup Glass Lifter



EN 1154 Tested

GL-04
2 Cup Glass Lifter (Adjustable)



EN 1154 Tested

GL-05
4 Cup Glass Lifter

SILICON GUN



HSG-111
Cartridge Gun



HSG-222
Cartridge Gun




HSG-333
Cartridge Gun with Aluminum Barrel



HSG-444
Silicon Pouch Gun with Aluminum Barrel




HONNEX
The German Advantage



RAILING SYSTEM

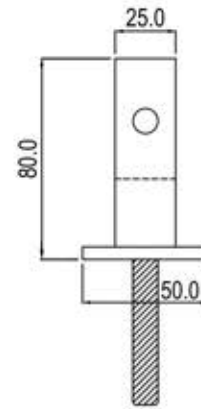
RAILING SPIGOT



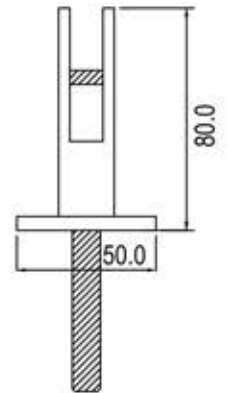
HRP-80

Specification

- Solid Satin stainless steel
- Suitable for 10-12mm Glass
- Teflon Inner Packing for Glass Protection
- Can be Used as Accessories
- Come with Base Plate for Better Stability
- Finish : SSS and CP



FRONT VIEW



SIDE VIEW

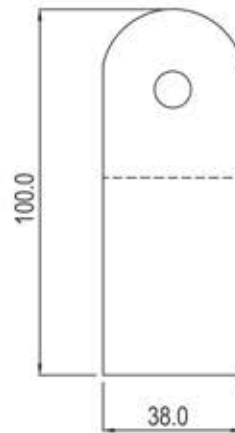


HRP-115

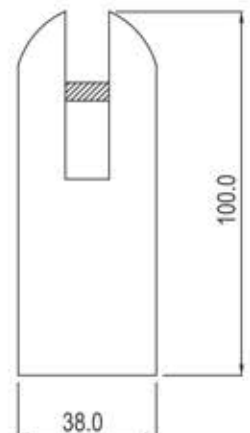


Specification

- Solid Satin stainless steel
- Suitable for 10-12mm Glass
- Teflon Inner Packing for Glass Protection
- Can be Used as Accessories
- Finish : SSS and CP



FRONT VIEW



SIDE VIEW

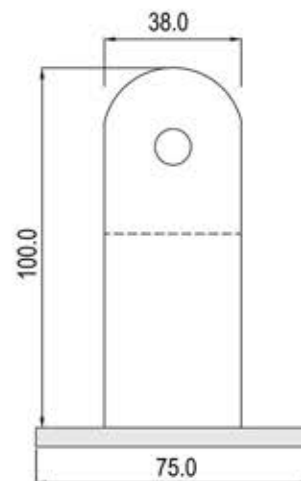


HRP-100

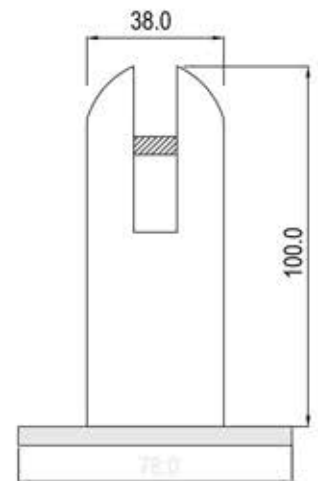


Specification

- Solid Satin stainless steel
- Suitable for 10-12mm Glass
- Teflon Inner Packing for Glass Protection
- Can be Used as Accessories
- Come with Base Plate and Cover for Better Stability
- Finish : SSS and CP



FRONT VIEW



SIDE VIEW

RAILING SPIGOT



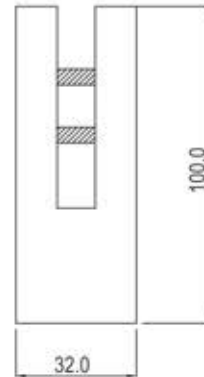
100mm

HRP-88

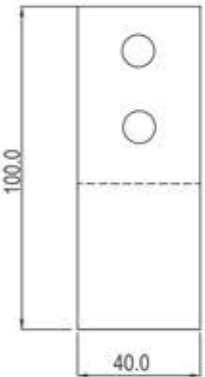
NO
GLASS CUTOUT
REQUIRED

Specification

- Solid Satin stainless steel
- Suitable for 10-12mm Glass
- Teflon Inner Packing for Glass Protection
- Can be Used as Accessories
- Finish : SSS and CP



SIDE VIEW



FRONT VIEW



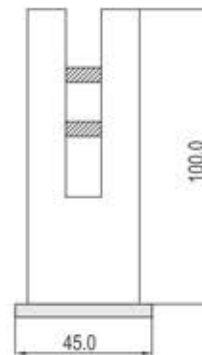
100mm

HRP-89

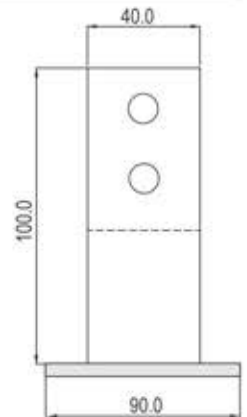
NO
GLASS CUTOUT
REQUIRED

Specification


- Solid Satin stainless steel
- Suitable for 10-12mm Glass
- Teflon Inner Packing for Glass Protection
- Can be Used as Accessories
- Come with Base Plate for Better Stability
- Finish : SSS and CP



SIDE VIEW



FRONT VIEW



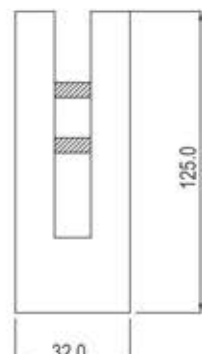
125mm

HRP-55

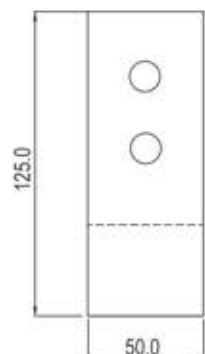
NO
GLASS CUTOUT
REQUIRED

Specification

- Solid Satin stainless steel
- Suitable for 10-12mm Glass
- Teflon Inner Packing for Glass Protection
- Can be Used as Accessories
- Finish : SSS and CP



SIDE VIEW



FRONT VIEW



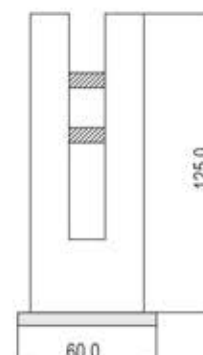
125mm

HRP-56

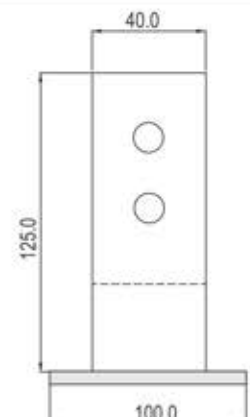
NO
GLASS CUTOUT
REQUIRED

Specification

- Solid Satin stainless steel
- Suitable for 10-12mm Glass
- Teflon Inner Packing for Glass Protection
- Can be Used as Accessories
- Finish : SSS and CP



SIDE VIEW



FRONT VIEW

RAILING SPIGOT

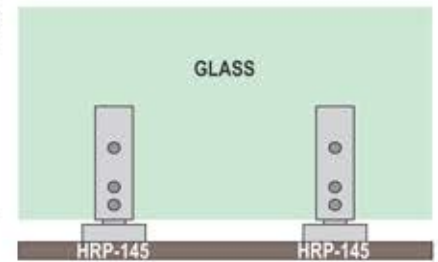
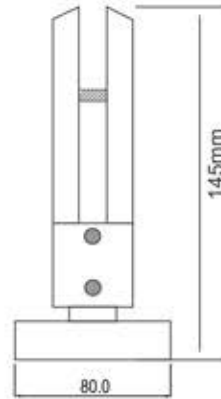


HRP-145



Specification

- Solid Satin stainless steel
- Suitable for 10-12mm Glass
- Teflon Inner Packing for Glass Protection
- Can be Used as Accessories
- Come with Base Plate and Cover for Better Stability
- Finish : SSS and CP

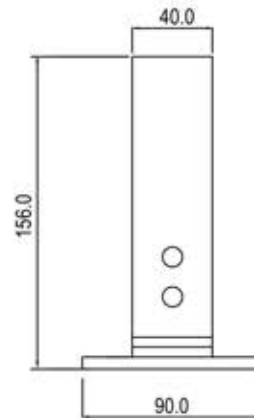


HRP-44

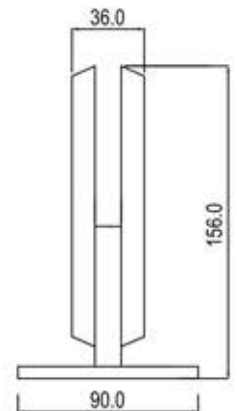


Specification

- Solid Satin stainless steel
- Suitable for 10-12mm Glass
- Teflon Inner Packing for Glass Protection
- Can be Used as Accessories
- Come with Base Plate and Cover for Better Stability
- Finish : SSS and CP



FRONT VIEW



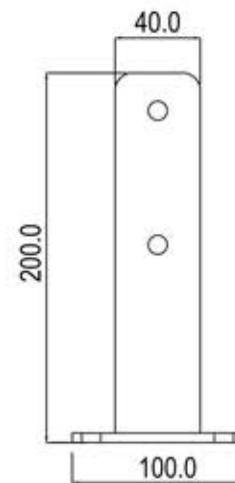
SIDE VIEW



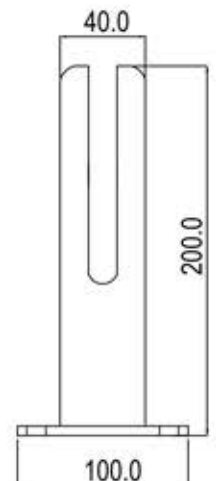
HRP-77

Specification

- Solid Satin stainless steel
- Suitable for 10-12mm Glass
- Teflon Inner Packing for Glass Protection
- Can be Used as Accessories
- Come with Base Plate and Cover for Better Stability
- Finish : SSS and CP



FRONT VIEW



SIDE VIEW



RAILING SPIGOT

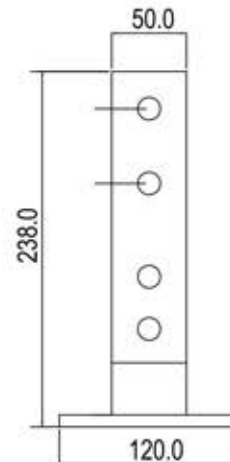


HRP-66

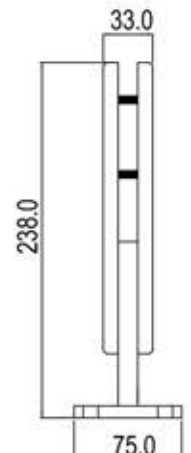
WITH
COVER
PLATE

Specification

- Solid Satin stainless steel
- Suitable for 10-12mm Glass
- Teflon Inner Packing for Glass Protection
- Can be Used as Accessories
- Come with Base Plate for Better Stability
- Finish : SSS and CP



FRONT VIEW



SIDE VIEW

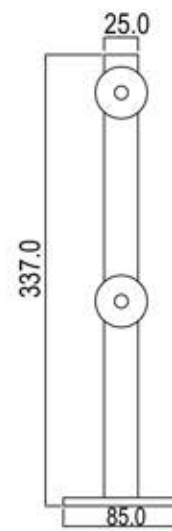


HRP-11

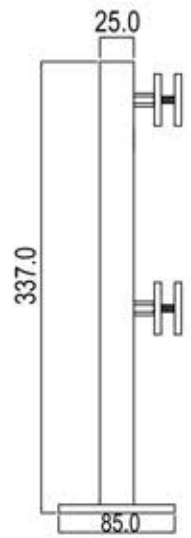


Specification

- Solid Satin stainless steel
- Suitable for 10-12mm Glass
- Teflon Inner Packing for Glass Protection
- Can be Used as Accessories
- Come with Base Plate for Better Stability
- Finish : SSS and CP



FRONT VIEW



SIDE VIEW

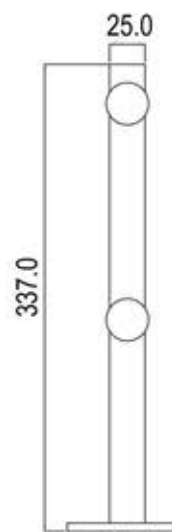


HRP-22

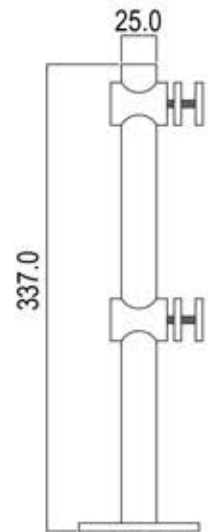


Specification

- Solid Satin stainless steel
- Suitable for 10-12mm Glass
- Teflon Inner Packing for Glass Protection
- Can be Used as Accessories
- Come with Base Plate for Better Stability
- Finish : SSS and CP



FRONT VIEW



SIDE VIEW

RAILING SPIGOT

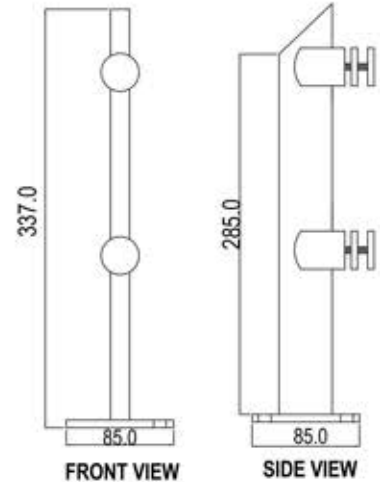


HRP-33



Specification

- Solid Satin stainless steel
- Suitable for 10-12mm Glass
- Teflon Inner Packing for Glass Protection
- Can be Used as Accessories
- Come with Base Plate and Cover for Better Stability
- Finish : SSS and CP



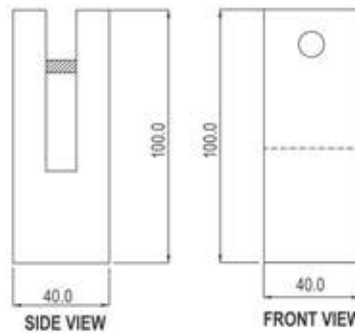
FRONT VIEW

SIDE VIEW



HRP-98

Wall Mountable

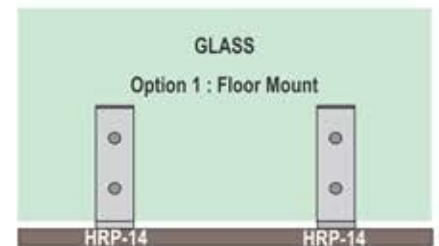


SIDE VIEW

FRONT VIEW

Specification

- Solid Satin stainless steel
- Suitable for 10-12mm Glass
- Teflon Inner Packing for Glass Protection
- Can be Used as Accessories
- Finish : SSS and CP

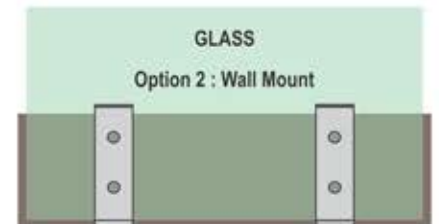


GLASS

Option 1 : Floor Mount

HRP-14

HRP-14



GLASS

Option 2 : Wall Mount

HRP-14

HRP-14



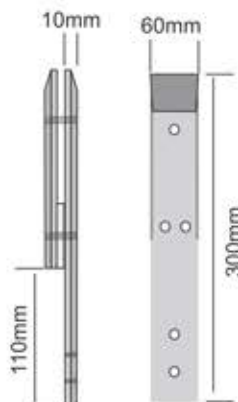
HRP-99

Wall Mountable

Installed from Side of Walls

Specification

- Solid Satin stainless steel
- Suitable for 10-12mm Glass
- Teflon Inner Packing for Glass Protection
- Can be Used as Accessories
- Come with Base Plate for Better Stability
- Finish : SSS and CP

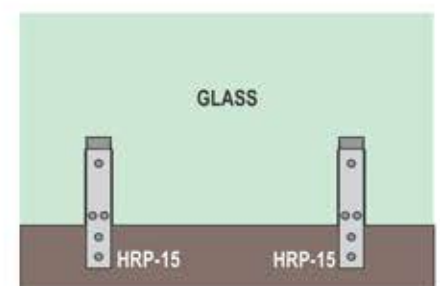


110mm

10mm

60mm

300mm

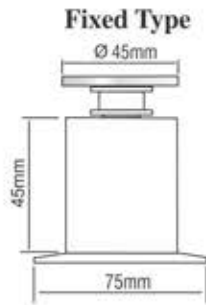


GLASS

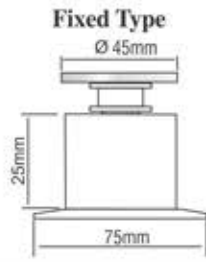
HRP-15

HRP-15


RAILING STUD



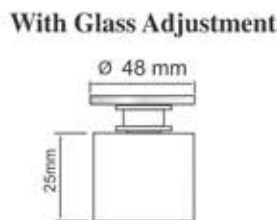
- Specification**
- Solid Satin stainless steel 304
 - Teflon Inner Packing for Glass Protection
 - Finish : SSS and CP



- Specification**
- Solid Satin stainless steel 304
 - Teflon Inner Packing for Glass Protection
 - Finish : SSS and CP



- Specification**
- Solid Satin stainless steel 304
 - Teflon Inner Packing for Glass Protection
 - Finish : SSS and CP



- Specification**
- Solid Satin stainless steel 304
 - Teflon Inner Packing for Glass Protection
 - Finish : SSS and CP



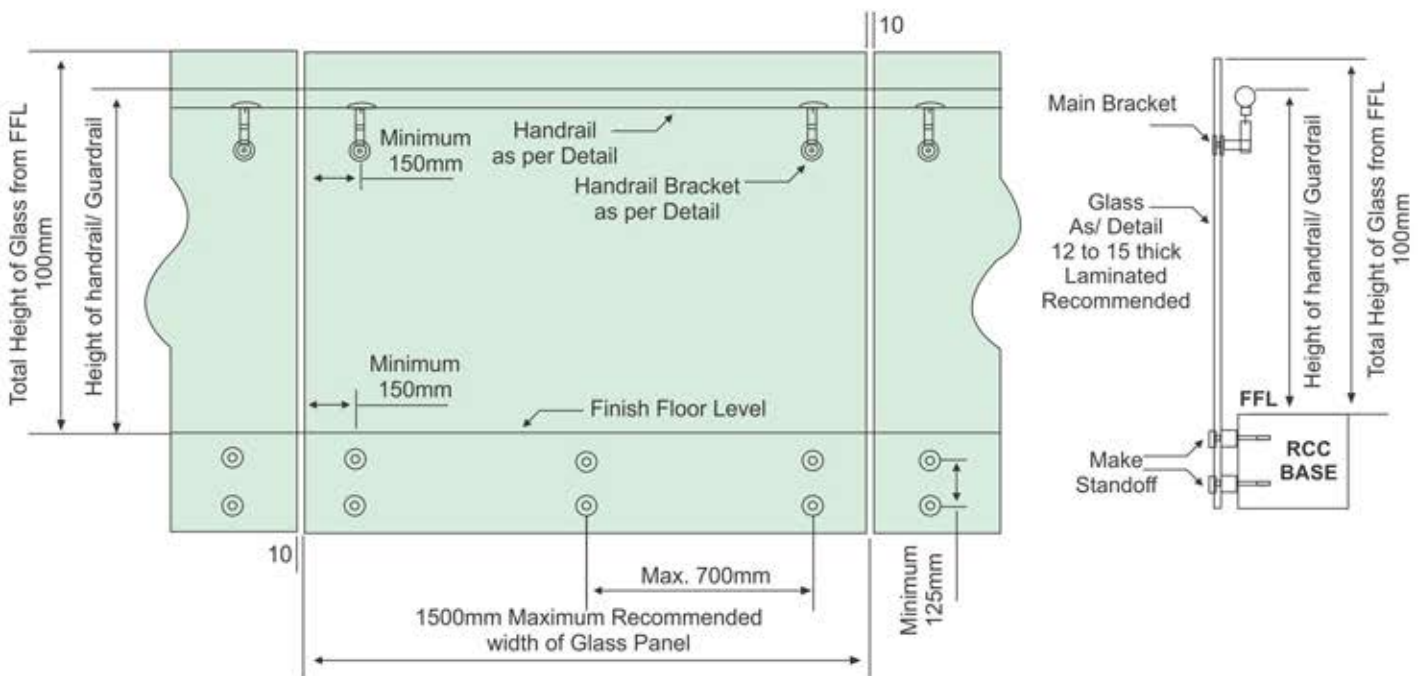
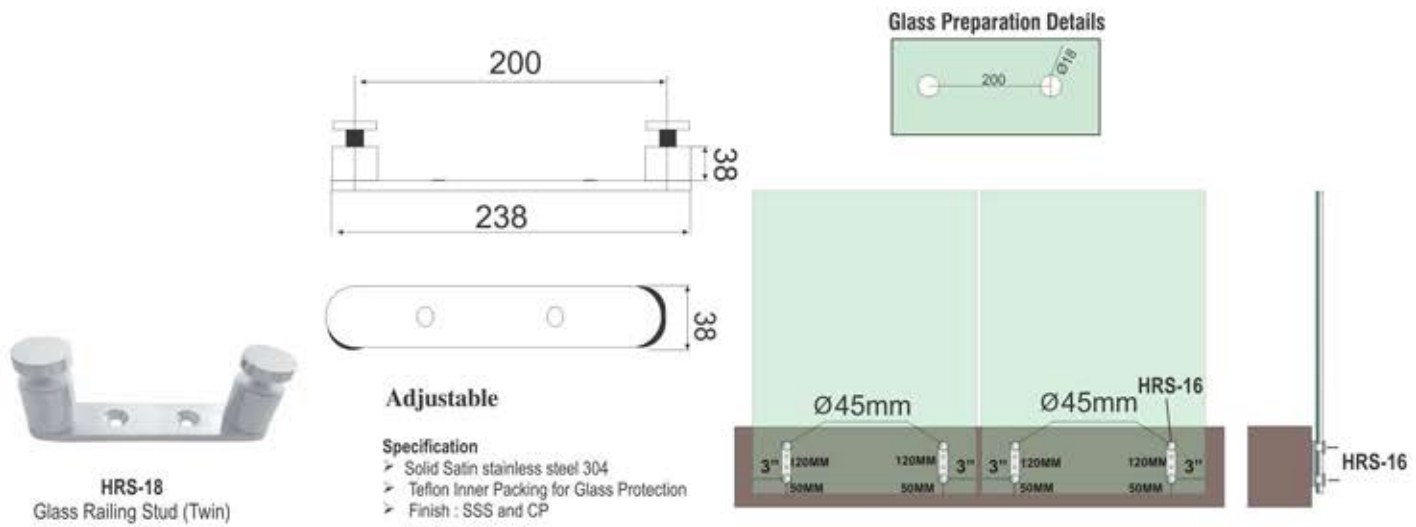
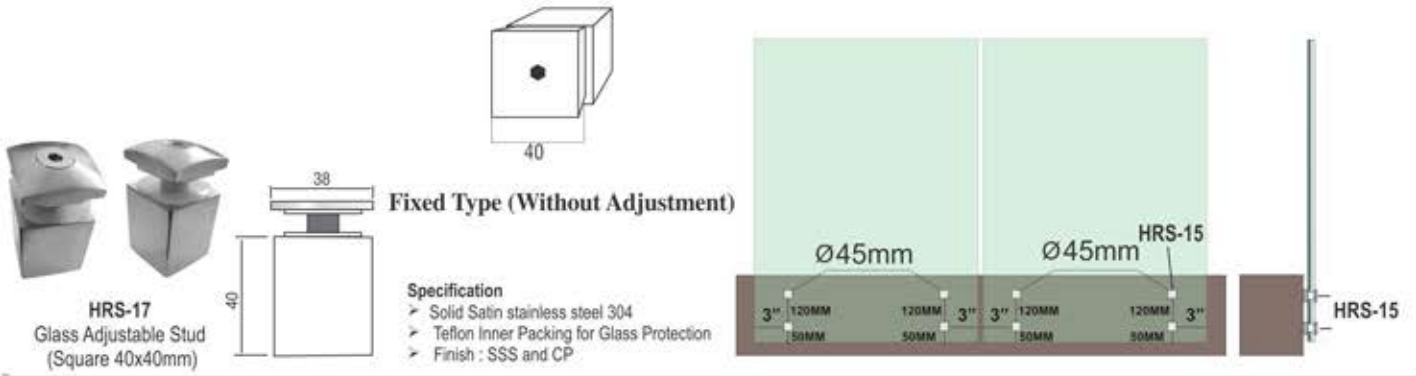
- Specification**
- Solid Satin stainless steel 304
 - Teflon Inner Packing for Glass Protection
 - Finish : SSS and CP



- Specification**
- Solid Satin stainless steel 304
 - Teflon Inner Packing for Glass Protection
 - Finish : SSS and CP



RAILING STUD

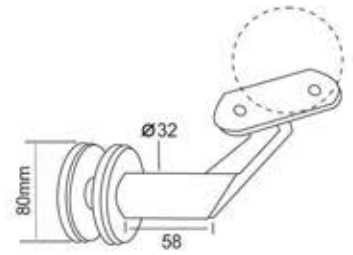


HAND RAIL BRACKET (GLASS TO PIPE)



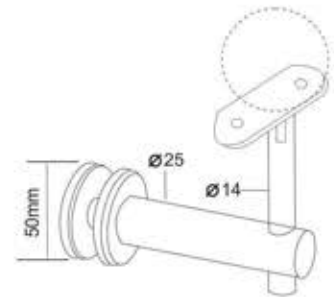
HGB-1
Glass Bracket (C Type)

- Specification**
- Satin stainless steel 304
 - Finish : SSS and CP
 - Heavy Duty Fitting
 - Glass to Hand Rail Bracket



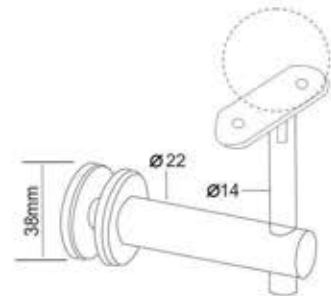
HGB-2
Glass Bracket (T Type)

- Specification**
- Satin stainless steel 304
 - Angle and Height Adjustable
 - Finish : SSS and CP
 - Heavy Duty Fitting
 - Glass to Hand Rail Bracket



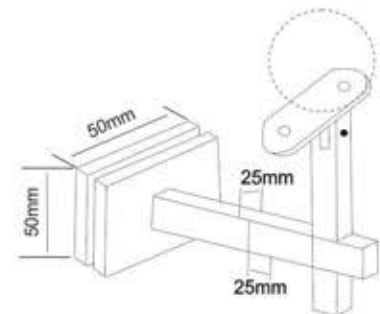
HGB-5
Glass Bracket Eco (T Type)

- Specification**
- Satin stainless steel 304
 - Angle and Height Adjustable
 - Finish : SSS and CP
 - Glass to Hand Rail Bracket



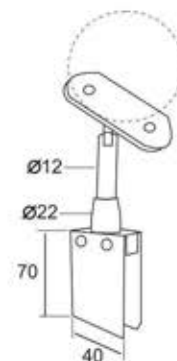
HGB-3
Glass Bracket (SQ Type)

- Specification**
- Satin stainless steel 304
 - Angle and Height Adjustable
 - Finish : SSS and CP
 - Heavy Duty Fitting
 - Glass to Hand Rail Bracket



HGB-4
Glass Bracket (Top Type)

- Specification**
- Satin stainless steel 304
 - Angle and Height Adjustable
 - Finish : SSS and CP
 - Heavy Duty Fitting
 - Hand Rail Bracket

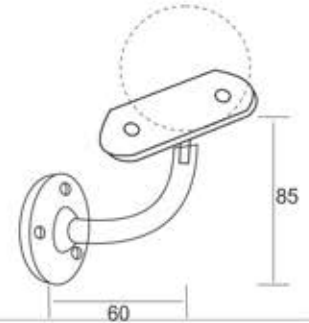


HAND RAIL BRACKET (WALL TO PIPE)



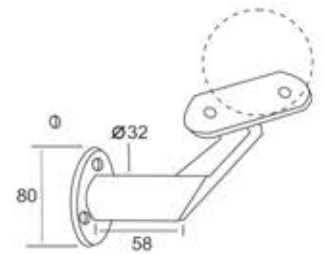
HWB-1
Wall Bracket (L Type)

- Specification**
- Satin stainless steel 304
 - Finish : SSS and CP
 - Heavy Duty Fitting
 - Wall to Hand Rail Bracket



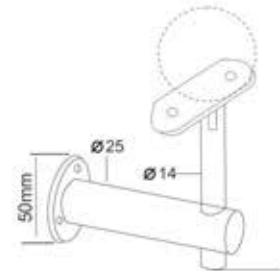
HWB-2
Wall Bracket (C Type)

- Specification**
- Satin stainless steel 304
 - Finish : SSS and CP
 - Heavy Duty Fitting
 - Wall to Hand Rail Bracket




HWB-3
Wall Bracket (T Type)

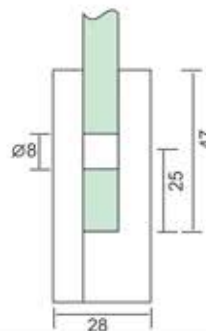
- Specification**
- Satin stainless steel 304
 - Finish : SSS and CP
 - Heavy Duty Fitting
 - Wall to Hand Rail Bracket



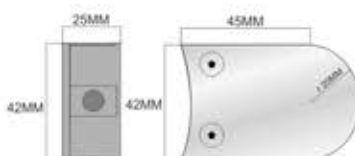
HWB-4
Railing Connector
(U Shape Flat)



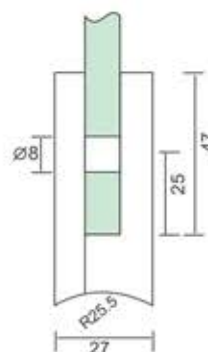
- Specification**
- Satin stainless steel 304
 - Finish : SSS and CP
 - Heavy Duty Fitting
 - Wall to Glass Bracket



HWB-5
Railing Connector
(U Shape Curve)



- Specification**
- Satin stainless steel 304
 - Finish : SSS and CP
 - Heavy Duty Fitting
 - Pipe to Glass Bracket

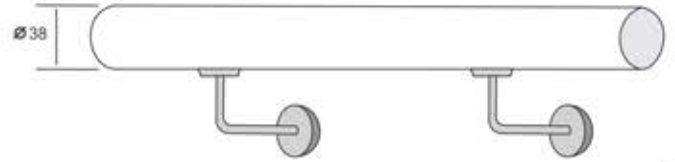


HAND RAIL PIPE



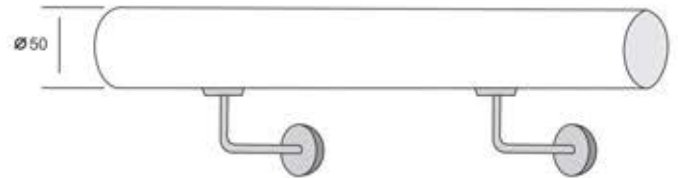
HRP-1
Pipe 38 (Round)

- Specification**
- > Stainless steel
 - > Finish : SSS and CP
 - > Heavy Duty Fitting



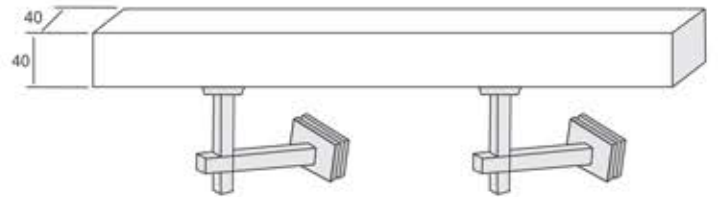
HRP-2
Pipe 50 (Round)

- Specification**
- > Stainless steel
 - > Finish : SSS and CP
 - > Heavy Duty Fitting



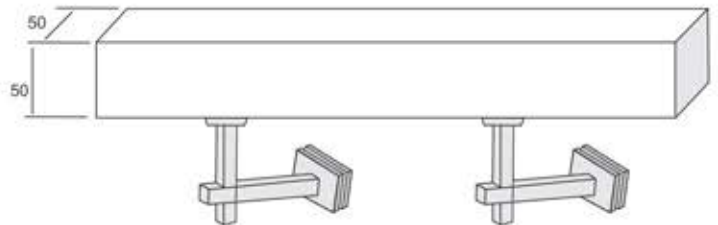
HRP-2
Pipe 40x40 (Square)

- Specification**
- > Stainless steel
 - > Finish : SSS and CP
 - > Heavy Duty Fitting



HRP-2
Pipe 50x50 (Square)

- Specification**
- > Stainless steel
 - > Finish : SSS and CP
 - > Heavy Duty Fitting



HRA-1
Ball Band \varnothing 38/50mm



HRA-2
Modular Band \varnothing 38/50mm



HRA-3
Start Band \varnothing 38/50mm



HRA-4
Rib Slive \varnothing 38/50mm



HRA-5
Fastener



HRA-6
Wall Conceal \varnothing 38/50mm



HRA-7
Main Post Set \varnothing 38/50mm



HRA-7
End Cap \varnothing 38/50mm



HRA-8
Spacer
(Available in All Sizes)

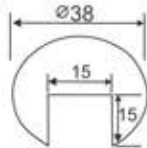


HSP-13
Slotted Pipe Rubber

HAND RAIL SLOTTED PIPE



HSP-1P
Slotted Round Pipe
38X38mm



- Specification**
- Satin stainless steel 304
 - Finish : SSS and CP
 - Heavy Duty Fitting
 - Easy Installation Slotted Pipe



HSP-1A
Wall to Pipe Jointer



HSP-1B
Slotted Round Pipe
Jointer L- Type 180°



HSP-1C
Slotted Round Pipe
Jointer L- Type 90°



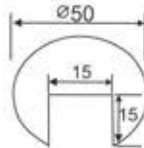
HSP-1D
Slotted Round
Pipe Jointer 90°



HSP-1E
Slotted Round Pipe
End Cap



HSP-2P
Slotted Round Pipe
50X50mm



- Specification**
- Satin stainless steel 304
 - Finish : SSS and CP
 - Heavy Duty Fitting
 - Easy Installation Slotted Pipe



HSP-2A
Wall to Pipe Jointer



HSP-2B
Slotted Round Pipe
Jointer L- Type 180°



HSP-2C
Slotted Round Pipe
Jointer L- Type 90°




HSP-2D
Slotted Round
Pipe Jointer 90°

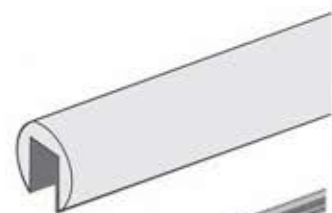


HSP-2E
Slotted Round Pipe
End Cap

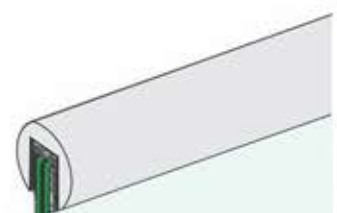
Installation Steps



Step 1
(Slotted pipe Rubber
Gasket & Glass)



Step 2
(Fixing Rubber
Gasket with Glass)



Step 3
(Fixing Slotted Pipe
with Rubber
Gasket & Glass)

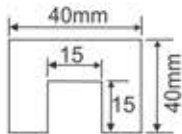
Note : Jointer can be used with Normal Pipe also



HAND RAIL SLOTTED PIPE



HSP-3P
Slotted Square Pipe
40X40mm

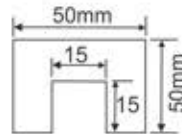


Specification

- > Satin stainless steel 304
- > Finish : SSS and CP
- > Heavy Duty Fitting
- > Easy Installation Slotted Pipe



HSP-4P
Slotted Square Pipe
50X50mm

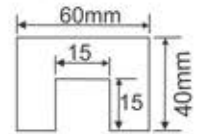


Specification

- > Satin stainless steel 304
- > Finish : SSS and CP
- > Heavy Duty Fitting
- > Easy Installation Slotted Pipe



HSP-5P
Slotted Square Pipe
60X60mm



Specification

- > Satin stainless steel 304
- > Finish : SSS and CP
- > Heavy Duty Fitting
- > Easy Installation Slotted Pipe



HSP-3A
Wall to Pipe Joints



HSP-4A
Wall to Pipe Joints



HSP-5A
Wall to Pipe Joints



HSP-3B
Slotted Square Pipe
Joints L- Type 180°



HSP-4B
Slotted Square Pipe
Joints L- Type 180°



HSP-5B
Slotted Square Pipe
Joints L- Type 180°



HSP-3C
Slotted Square Pipe
Joints L- Type 90°



HSP-4C
Slotted Square Pipe
Joints L- Type 90°



HSP-5C
Slotted Square Pipe
Joints L- Type 90°



HSP-3D
Slotted Square
Pipe Joints 90°



HSP-4D
Slotted Square
Pipe Joints 90°



HSP-5D
Slotted Square
Pipe Joints 90°



HSP-3E
Slotted Square Pipe
End Cap



HSP-4E
Slotted Square Pipe
End Cap



HSP-5E
Slotted Square Pipe
End Cap

Note : Joints can be used with Normal Pipe also

CHANNELS & PROFILES



HGP-01
Inter Locking Glazing Profile



HGP-02
Seal for Inter Locking Glazing Profile



HGP-02
S Inter Locking Glazing Profile
for 8mm to 12 mm Glass

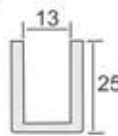


No cutout in glass required



HGPL-03
U Channel Profile

- Specification**
- Material : SS 304
 - Glass Thickness : 10mm-12mm
 - Size : 10 ft.



APPLICATION



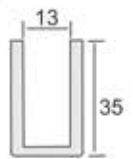
Shower Fixed
Portion



"U" Channel
for Railing



Cover for Top of
Railing Glass



APPLICATION



Shower Fixed
Portion



"U" Channel
for Railing




Cover for Top of
Railing Glass






HONNEX
The German Advantage




MODEL NO. HRL-01



Step 1



Step 2



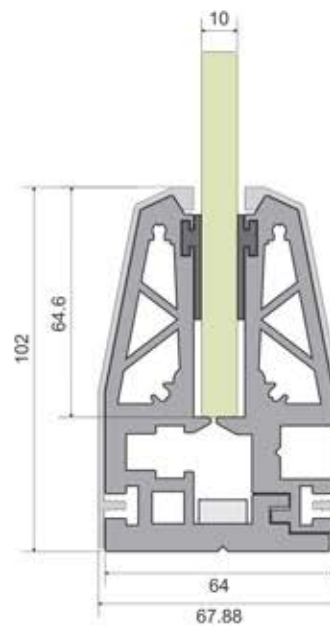
Step 3



Step 4



HRL-01
Aluminium Railing



H A N D R A I L



HR - 01



HR - 02



HR - 03



HR - 05



HR - 06



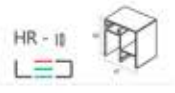
HR - 07



HR - 08



HR - 09



HR - 10



HR - 11

Advantages


This is an ideal solution for balconies, stairs and building enclosures for high architectural standards, offering an impressive and functional result with no view limit.

- Perfect aesthetic result
- Unlimited view
- Easy cleaning
- Maintenance free
- Long life
- Quick Installation


Suitable for Glass Thickness 10mm to 13.52mm



MODEL NO. HRL-02



Step 1




Step 2



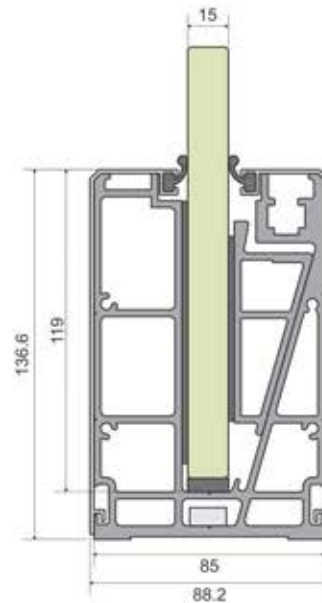
Step 3



Step 4



HRL-02
Aluminium Railing



HAND RAIL



HR - 01



HR - 02



HR - 03



HR - 05



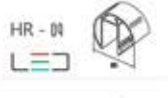
HR - 06



HR - 07



HR - 08



HR - 09



HR - 10



HR - 11

Advantages

This is an ideal solution for balconies, stairs and building enclosures for high architectural standards, offering an impressive and functional result with no view limit.

- Perfect aesthetic result
- Unlimited view
- Easy cleaning
- Maintenance free
- Long life
- Quick Installation

Suitable for Glass Thickness 10mm to 17mm

MODEL NO. HRL-03



Step 1




Step 2



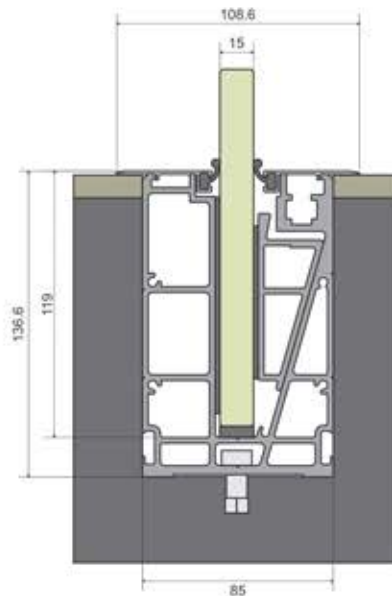
Step 3



Step 4



HRL-03
Aluminium Railing



H A N D R A I L

- HR - 01
- HR - 02
- HR - 03
- HR - 05
- HR - 06
- HR - 07
- HR - 08
- HR - 09
- HR - 10
- HR - 11


Advantages

This is an ideal solution for balconies, stairs and building enclosures for high architectural standards, offering an impressive and functional result with no view limit.

- Perfect aesthetic result
- Unlimited view
- Easy cleaning
- Maintenance free
- Long life
- Quick Installation

Suitable for Glass Thickness 10mm to 17mm


MODEL NO. HRL-04



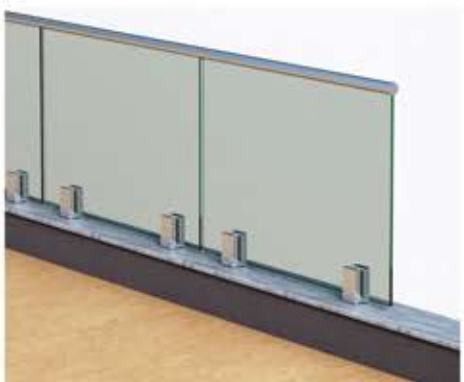
Step 1



Step 2



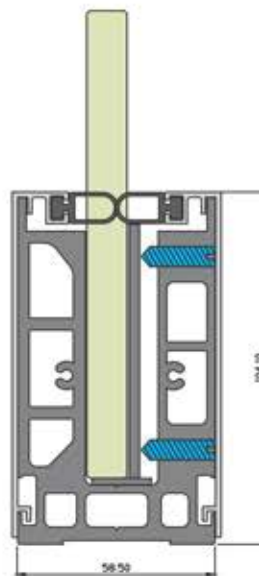
Step 3



Step 4



HRL-04
Aluminium Railing



HAND RAIL



HR - 01



HR - 02



HR - 03



HR - 05



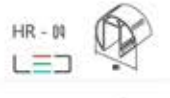
HR - 06



HR - 07



HR - 08



HR - 09



HR - 10



HR - 11

Advantages

This is an ideal solution for balconies, stairs and building enclosures for high architectural standards, offering an impressive and functional result with no view limit.


- Perfect aesthetic result
- Unlimited view
- Easy cleaning
- Maintenance free
- Long life
- Quick Installation

Suitable for Glass Thickness 10mm to 12mm

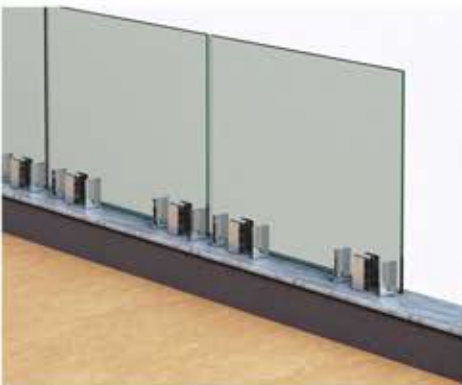
MODEL NO. HRL-05




Step 1




Step 2



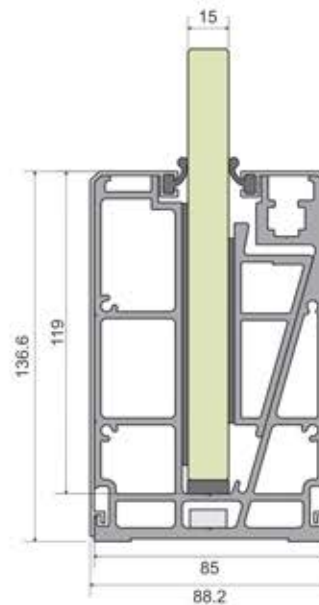
Step 3



Step 4



HRL-05
Aluminium Railing



H A N D R A I L



HR - 01



HR - 02



HR - 03



HR - 05



HR - 06



HR - 07



HR - 08



HR - 09



HR - 10



HR - 11

Advantages

This is an ideal solution for balconies, stairs and building enclosures for high architectural standards, offering an impressive and functional result with no view limit.

- Perfect aesthetic result
- Unlimited view
- Easy cleaning
- Maintenance free
- Long life
- Quick Installation

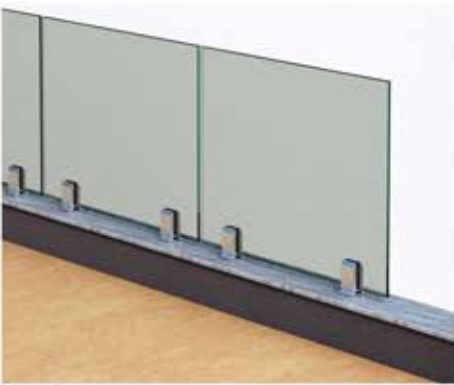
Suitable for Glass Thickness 10mm to 17mm




MODEL NO. HRL-06




Step 1



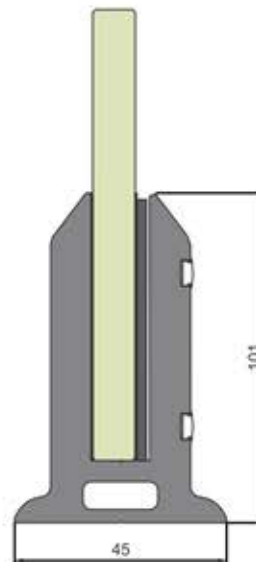
Step 2



Step 3



HRL-06
Aluminium Railing



HAND RAIL



HR - 01



HR - 02



HR - 03



HR - 05



HR - 06



HR - 07



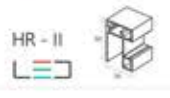
HR - 08



HR - 09



HR - 10



HR - 11



Advantages

This is an ideal solution for balconies, stairs and building enclosures for high architectural standards, offering an impressive and functional result with no view limit.

- Perfect aesthetic result
- Unlimited view
- Easy cleaning
- Maintenance free
- Long life
- Quick Installation

Suitable for Glass Thickness 12mm to 13.52mm

MODEL NO. HRL-07




Step 1



Step 2



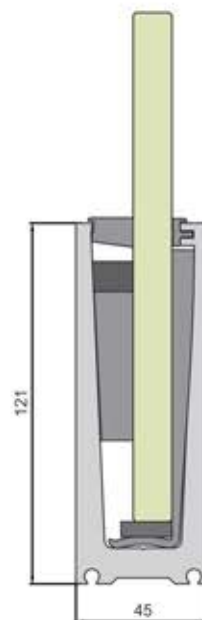
Step 3



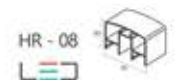
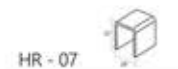
Step 4



HRL-07
Aluminium Railing



H A N D R A I L



Advantages

This is an ideal solution for balconies, stairs and building enclosures for high architectural standards, offering an impressive and functional result with no view limit.

- Perfect aesthetic result
- Unlimited view
- Easy cleaning
- Maintenance free
- Long life
- Quick Installation

Suitable for Glass Thickness 12mm to 17.52mm




MODEL NO. HRL-08




Step 1



Step 2



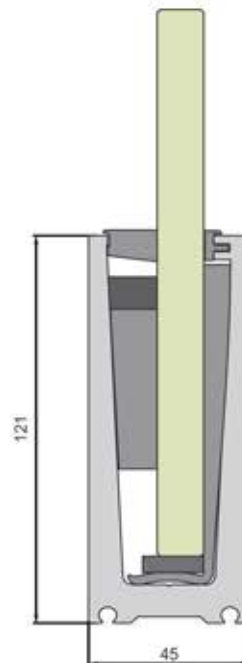
Step 3



Step 4



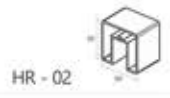
HRL-08
Aluminium Railing



H A N D R A I L



HR - 01



HR - 02



HR - 03



HR - 05



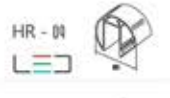
HR - 06



HR - 07



HR - 08



HR - 09



HR - 10



HR - 11

Advantages

This is an ideal solution for balconies, stairs and building enclosures for high architectural standards, offering an impressive and functional result with no view limit.

- Perfect aesthetic result
- Unlimited view
- Easy cleaning
- Maintenance free
- Long life
- Quick Installation

Suitable for Glass Thickness 12mm to 17.52mm

MODEL NO. HRL-09




Step 1



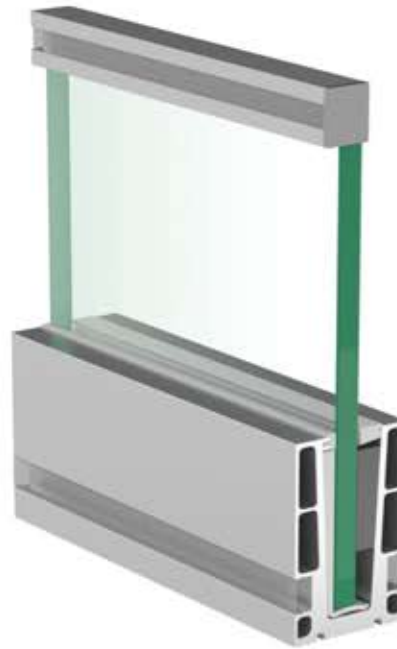
Step 2



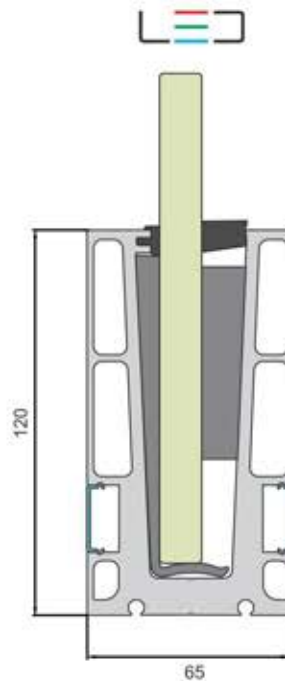
Step 3



Step 4



HRL-09
Aluminium Railing



HAND RAIL



HR - 01



HR - 02



HR - 03



HR - 05



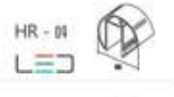
HR - 06



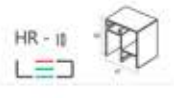
HR - 07



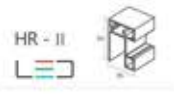
HR - 08



HR - 09



HR - 10



HR - 11

Advantages

This is an ideal solution for balconies, stairs and building enclosures for high architectural standards, offering an impressive and functional result with no view limit.

- Perfect aesthetic result
- Unlimited view
- Easy cleaning
- Maintenance free
- Long life
- Quick Installation

Suitable for Glass Thickness 12.00 TO 17.52 mm


MODEL NO. HRL-10



Step 1



Step 2



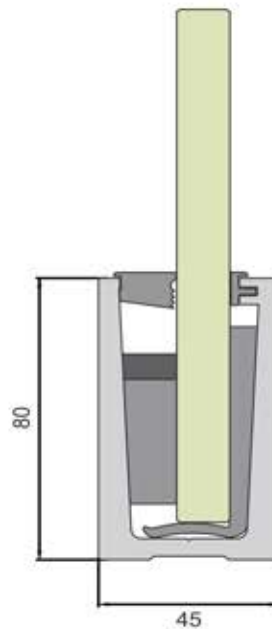
Step 3



Step 4



HRL-10
Aluminium Railing



HAND RAIL



HR - 01



HR - 02



HR - 03



HR - 05



HR - 06



HR - 07



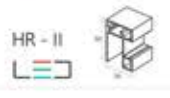
HR - 08



HR - 09



HR - 10



HR - 11

Advantages

This is an ideal solution for balconies, stairs and building enclosures for high architectural standards, offering an impressive and functional result with no view limit.

- Perfect aesthetic result
- Unlimited view
- Easy cleaning
- Maintenance free
- Long life
- Quick Installation

Suitable for Glass Thickness 12.00 TO 17.00 mm

MODEL NO. HRL-11



Step 1



Step 2



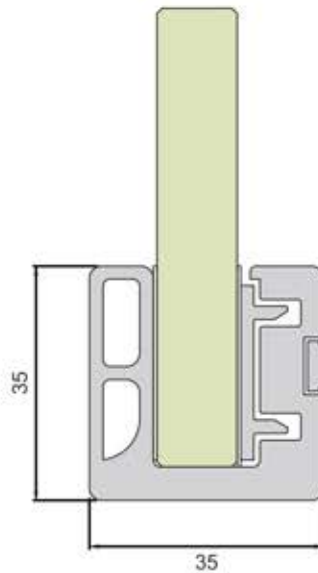
Step 3



Step 4



HRL-11
Aluminium Railing



H A N D R A I L



HR - 01



HR - 02



HR - 03



HR - 05



HR - 06



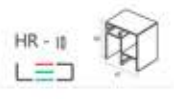
HR - 07



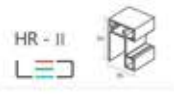
HR - 08



HR - 09



HR - 10



HR - 11

Advantages

This is an ideal solution for balconies, stairs and building enclosures for high architectural standards, offering an impressive and functional result with no view limit.


- Perfect aesthetic result
- Unlimited view
- Easy cleaning
- Maintenance free
- Long life
- Quick Installation

Suitable for Glass Thickness 10.00 TO 12.00 mm


MODEL NO. HRL-12



Step 1



Step 2



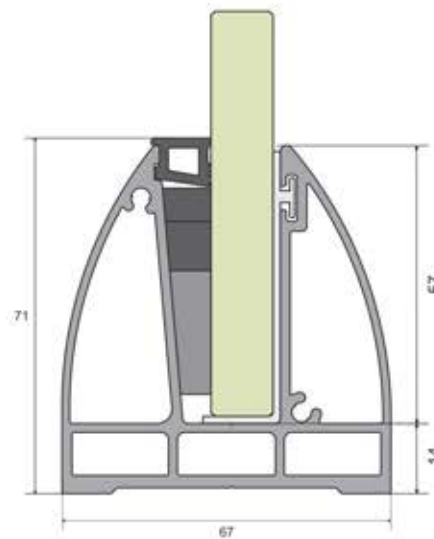
Step 3



Step 4



HRL-12
Aluminium Railing



HAND RAIL

- HR - 01
- HR - 02
- HR - 03
- HR - 05
- HR - 06
- HR - 07
- HR - 08
- HR - 09
- HR - 10
- HR - 11

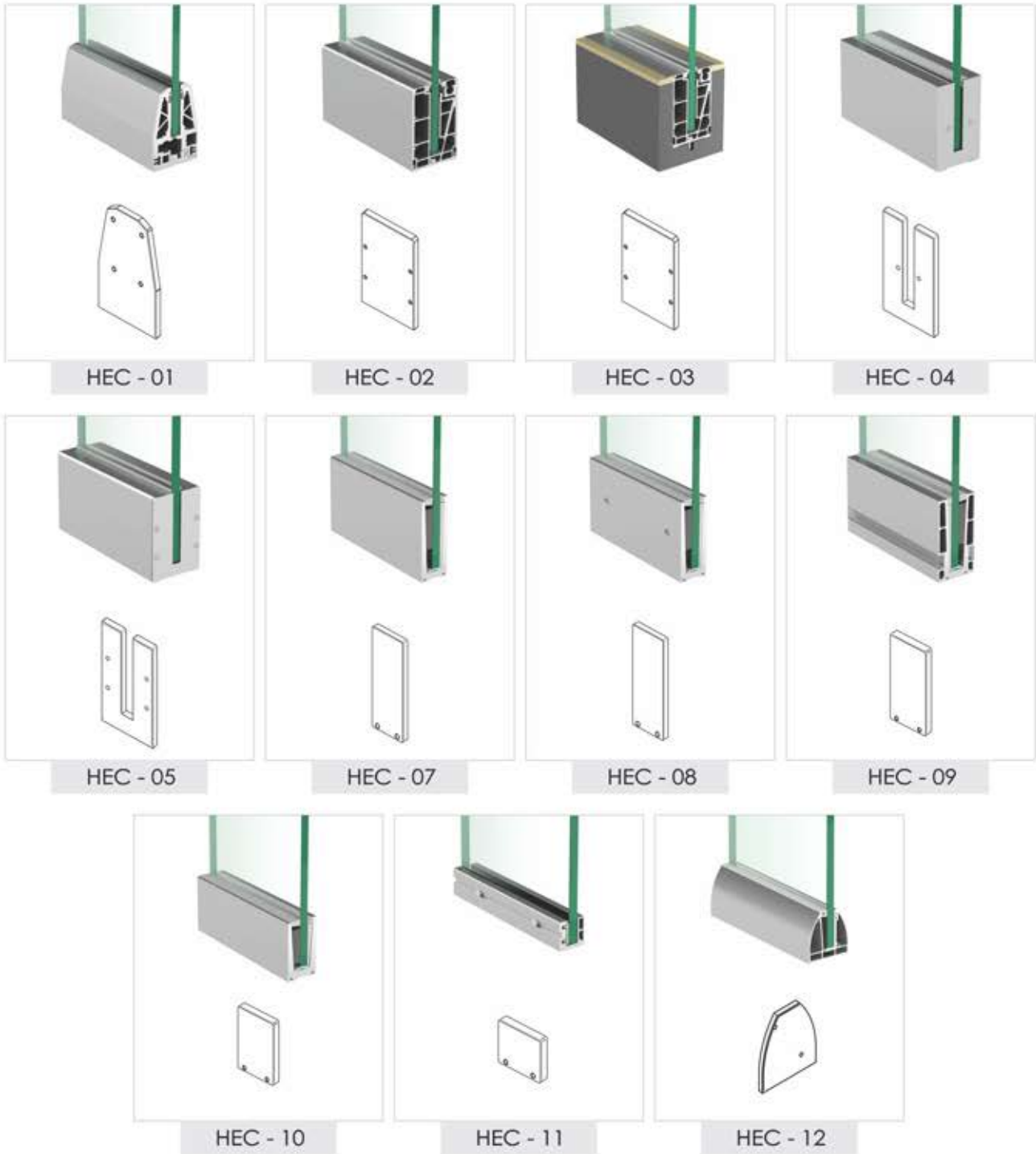
Advantages

This is an ideal solution for balconies, stairs and building enclosures for high architectural standards, offering an impressive and functional result with no view limit.

- Perfect aesthetic result
- Unlimited view
- Easy cleaning
- Maintenance free
- Long life
- Quick Installation

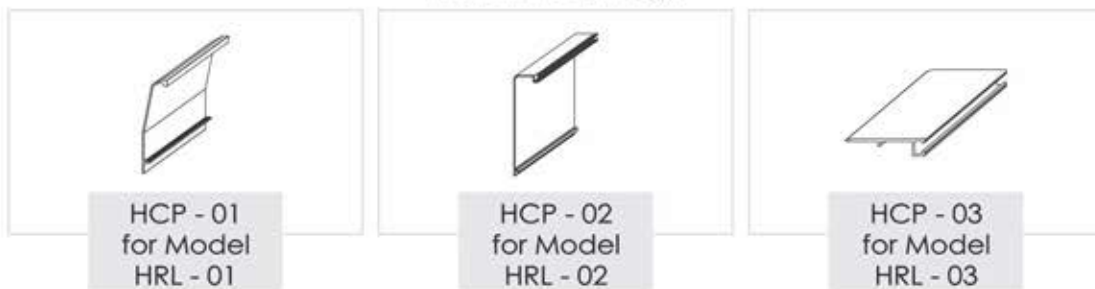
- Top Mounting Continue System
- Suitable for Glass Thickness **12.00 TO 13.52 mm**

END CAP FOR BASE RAIL



Cover Profile

Finish : Silver & Champagne





RAILING MODEL NO.
HRL 01



RAILING MODEL NO.
HRL 02



RAILING MODEL NO.
HRL 03



RAILING MODEL NO.
HRL 04



RAILING MODEL NO.
HRL 05



RAILING MODEL NO.
HRL 06



RAILING MODEL NO.
HRL 07



RAILING MODEL NO.
HRL 08



RAILING MODEL NO.
HRL 09
LED



RAILING MODEL NO.
HRL 10



RAILING MODEL NO.
HRL 11



RAILING MODEL NO.
HRL 12

Hand Rail

Wall Conceal

End Cap for Handrail

90°
Corner
Connector

180°
Straight
Connector

Glass Size
10 TO 17.5 mm



HR - 01

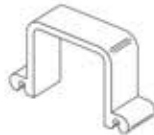
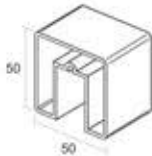
HWC - 01

HC - 01

HCE - 01

HRS - 01

Glass Size
10 TO 17.5 mm



HR - 02

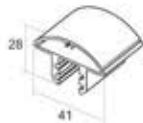
HWC - 02

HC - 02

HCE - 02

HRS - 02

Glass Size
12 mm



HR - 03

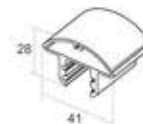
HWC - 03

HC - 03

HCE - 03

HRS - 03

Glass Size
15 mm



HR - 04

HWC - 04

HC - 04

HCE - 04

HRS - 04

Glass Size
10 mm



HR - 05

HWC - 05

HC - 05

HCE - 05

HRS - 05



Hand Rail

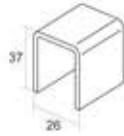
Wall Conceal

End Cap for Handrail

90°
Corner Connector

180°
Straight Connector

Glass Size
10 TO 17.5 mm



HR - 06

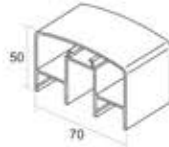
HWC - 06

HC - 06

HCE - 06

HRS - 06

Glass Size
10 TO 17.5 mm



HR - 07

HWC - 07

HC - 07

HCE - 07

HRS - 07

Glass Size
10 TO 17.5 mm



HR - 08

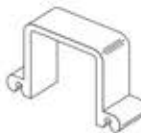
HWC - 08

HC - 08

HCE - 08

HRS - 08

Glass Size
10 TO 17.5 mm



HR - 09

HWC - 09

HC - 09

HCE - 09

HRS - 09

Glass Size
10 TO 17.5 mm



HR - 10

HWC - 10

HC - 10

HCE - 10

HRS - 10

OUR PRESTIGIOUS CLIENTS

unitech

spencer's
Makes fine living affordable

Marriott
HOTELS · RESORTS · SUITES



Radisson



Delhi Transport Corporation

BAJAJ

UGCC BURGUNDY

OMAXE
Turning dreams into reality

airtel

Reliance
Industries Limited

Infosys
Navigate your next

ओएनजीसी
ONGC

Mercedes-Benz

Haldiram's

HCL

LARSEN & TOUBRO

DELHI INDIRA GANDHI
INTERNATIONAL AIRPORT

GMR

ADLABS
Entertainment Limited



HONNEX
The German Advantage



HONNEX

The German Advantage

Website : www.honnex-india.com
E-mail : apenterprises96@gmail.com



Product photos shown in catalogue are only the visual and may differ from original.
The technical presentation and dimension in illustrations and drawings shown are for reference only.
Please refer the original product for glass cutout.

