

System Aluminium Windows & Doors

PRODUCT CATALOG



"Sliding into *style*"

Yesvi Infra

SOLUTIONS PVT LTD

Established in 2018, “Yesvi Infra Solutions Pvt Ltd” has been a leading manufacturer and supplier of uPVC windows and doors hardware over 7 years. Our commitment to quality, innovation, and customer satisfaction has enabled us to build a reputation as a trusted and reliable partner in the industry.

We believe that windows and doors are more than just functional elements of a building. They are gateways to new experiences, new perspectives, and new possibilities. That's why we're dedicated to designing, manufacturing, and supplying high-quality system aluminium windows and doors that not only enhance the aesthetic appeal of a building but also provide unparalleled performance, durability, and sustainability.

Our Mission:

To provide innovative, customer-centric solutions that exceed expectations and transform the way people live, work, and interact with their built environment.

Get in Touch:

To learn more about our products, services, and company culture, please don't hesitate to contact us. We're always here to help and look forward to collaborating with you on your next project.

**ECO
SLIM**

SL 25

PAGE 01-02

**EURO
PREMIUM**

SL 25

PAGE 03-04

**ELITE
PREMIUM**

SL 29

PAGE 05-06

**ROYAL
TOUCH**

SL 33

PAGE 07-08

**BUILD
PRO**

SL 45

PAGE 09-10

CMT

40

PAGE 11-12

CMT

50

PAGE 13-14

S-FOLD

50

PAGE 15-16

**PLEATED
MESH**

PAGE 17-18

**INVISIBLE
GRILL**

PAGE - 19

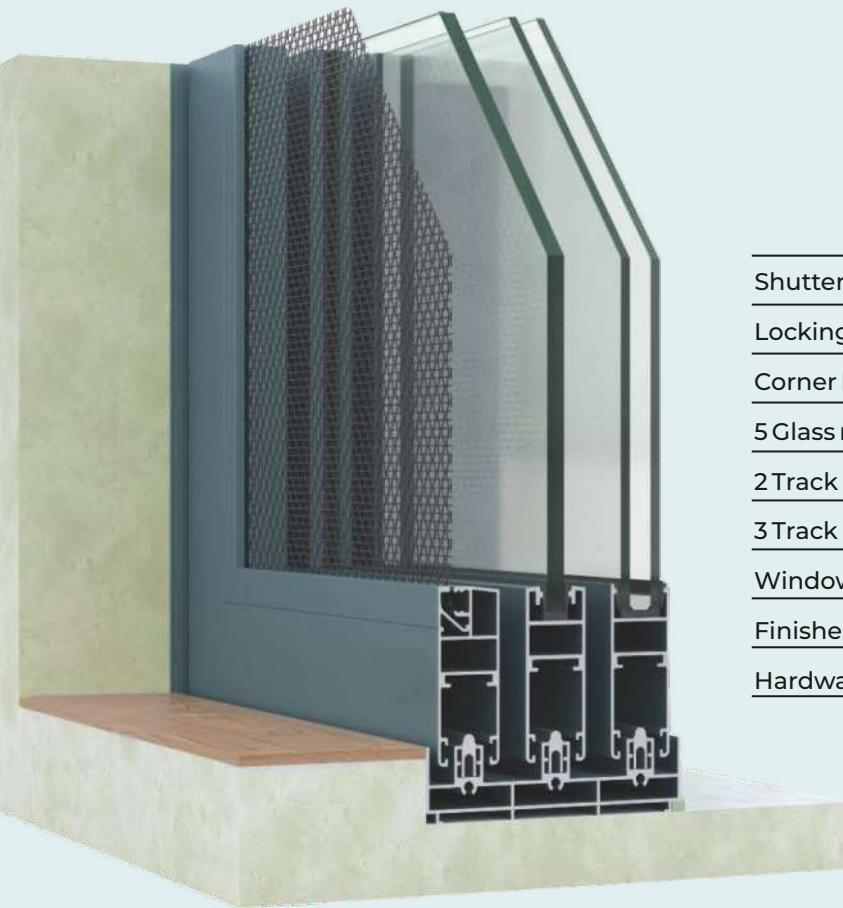
**ZIP
SCREEN**

PAGE - 20

**DGU
BLINDS**

PAGE - 20

Eco Slim SL – 25



Shutter Depth	: 25mm
Locking Type	: Single & Multi Point Lock with Handle
Corner Details	: 90 degree cut with SS Screw
5 Glass range	: 5mm to 8mm
2 Track Depth	: 72mm
3 Track Depth	: 145mm
Windows Height (Max.)	: 1850mm
Finishes	: Powder, Wood/Anodizing
Hardware & Woolpile	: Standard Hardware

APPLICATION TYPE



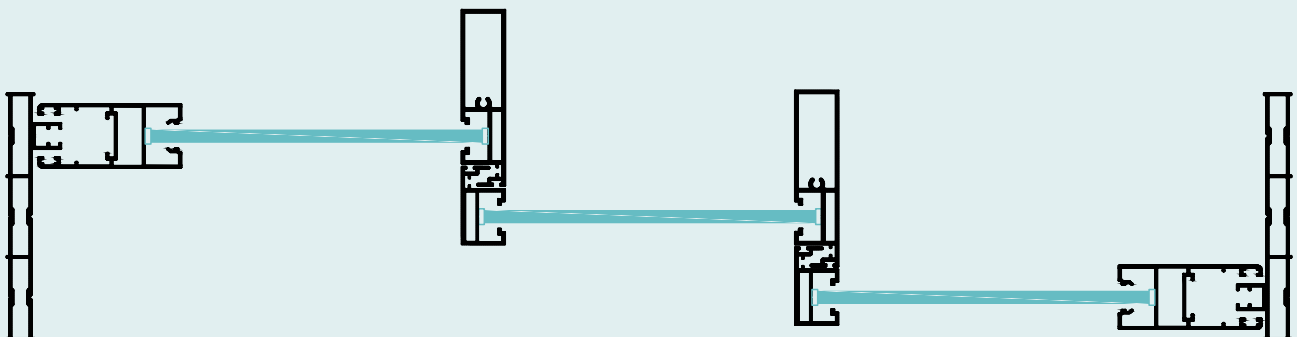
Residential & Commercial



Hotel

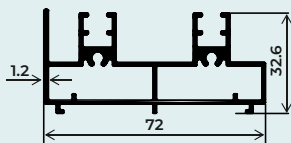
This System is Ideal Solution For Economical System, it gives Aesthetic Performance and Functionality. This System is Having Highest Standards in Terms of Elegance, Comfort, and Performance. Sleek Interlocking Profile adds A lots of Glamour in this System.

EPDM Gasket in Interlocking Profile Increases Sound Proofing and Dust Proofing and Proper Euro Groove of Locking Enhance Security Perspective and Nylon Roller Enhance Smoothness of Sliding and other Hardware Makes This System Complete.

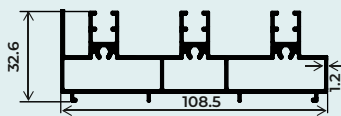


Section Detail

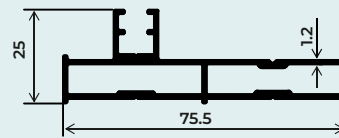
Eco Slim SL – 25



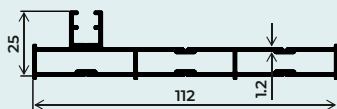
Section: 2551
2 Track Outer Frame
Weight Kg./mtr : 1.132



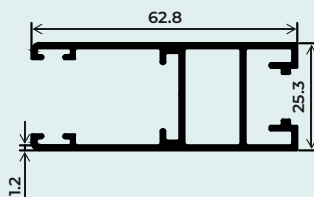
Section: 2552
3 Track Outer Frame
Weight Kg./mtr : 1.576



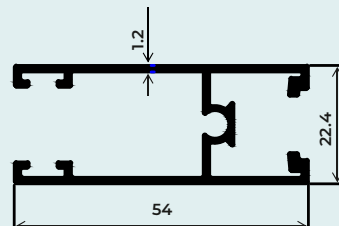
Section: 2553
2 Track Vertical Frame
Weight Kg./mtr : 0.800



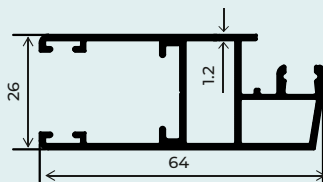
Section: 2554
3 Track Vertical Frame
Weight Kg./mtr : 1.098



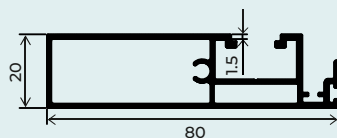
Section: 2555
SGU Shutter
Weight Kg./mtr : 0.745



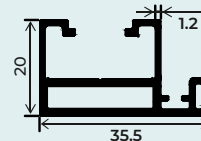
Section: 2556
Top / Bottom Shutter
Weight Kg./mtr : 0.670



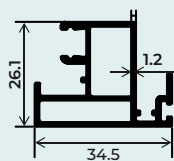
Section: 2557
Mesh Shutter
Weight Kg./mtr : 0.772



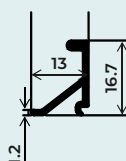
Section: 2558
KPA Interlock
Weight Kg./mtr : 0.988



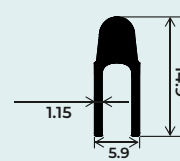
Section: 2559
Slim Interlock
Weight Kg./mtr : 0.517




Section: 2560
Mesh Interlock
Weight Kg./mtr : 0.520



Section: 2561
Mesh Clip
Weight Kg./mtr : 0.127



Section: 2562
Aluminium Track
Weight Kg./mtr : 0.187



Euro Premium SL – 25

Shutter Depth	: 25mm
Locking Type	: Single Point Lock
Corner Details	: 45 degree cut with corner connector
Sealing Overlap	: Sealing with wool pile
Glass	: 4mm to 6mm / DGU Glass
2 Track Depth	: 50mm
3 Track Depth	: 88mm
Windows Height (Max.)	: 2400mm
Finishes	: Powder, Wood/Anodizing
Hardware & Woolpile	: Standard Hardware

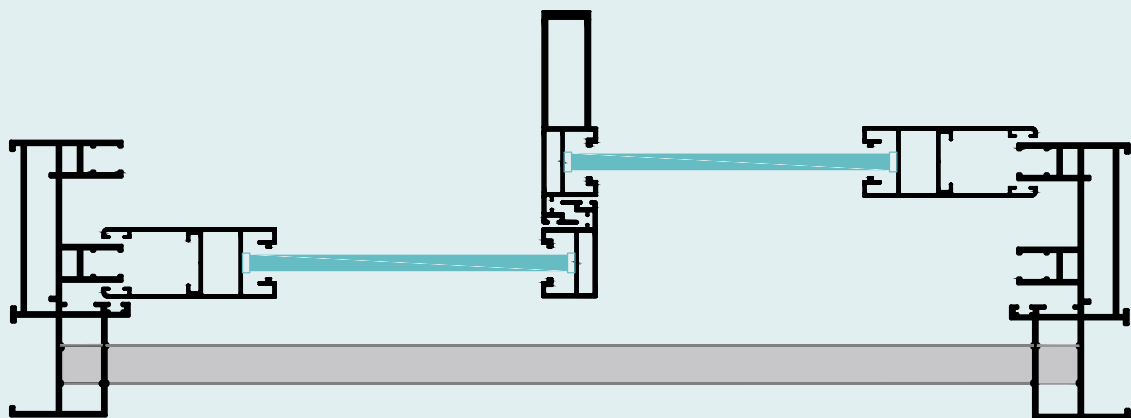
APPLICATION TYPE



This System is Ideal Solution For Premium System Which Meets Highest Point of Aesthetic Performance and Functionality. This System is Having Highest Standards in Terms of Elegance, Comfort, and Performance. Sleek Interlocking Profile adds A lots of Glamour in this System.

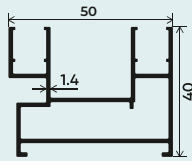
“Sliding with Grill” option Increases Security Perspective. This Systems is Perfect Solution for Residential Projects.

EPDM Gasket in Interlocking Profile Increases Sound Proofing and Dust Proofing and Proper Euro Groove of Locking Enhance Security Perspective and Nylon Roller Enhance Smoothness of Sliding and other Hardware Makes This System Complete.

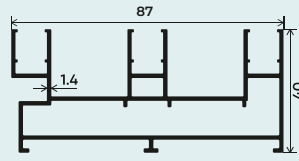


Section Detail

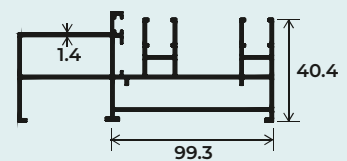
Euro Premium SL – 25



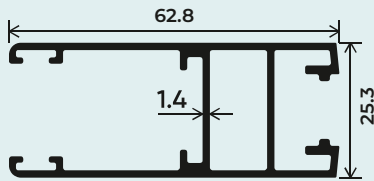
Section: 2501
2 Track Outer frame
Weight Kg./mtr : 0.877



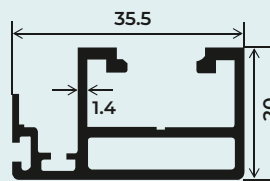
Section: 2502
3 Track Outer frame
Weight Kg./mtr : 1.373



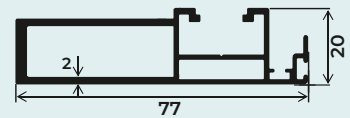
Section: 2503
2 Track with grill
Weight Kg./mtr : 1.617



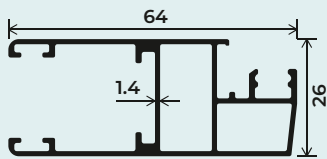
Section: 2504
(SGU Shutter)
Weight Kg./mtr : 0.802



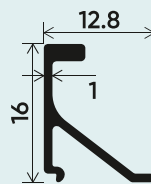
Section: 2505
(SGU Slim Interlock)
Weight Kg./mtr : 0.488



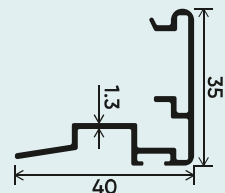
Section: 2506
(KPA Interlock)
Weight Kg./mtr : 1.047



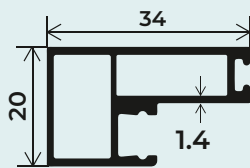
Section: 2507
(Mesh Shutter)
Weight (Kg./mtr : 0.851



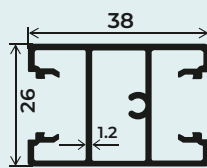
Section: 2508
(Mosquito Shutter Clip)
Weight Kg./mtr : 0.128



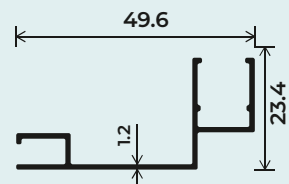
Section: 2509
(Interlock Clip)
Weight Kg./mtr : 0.389



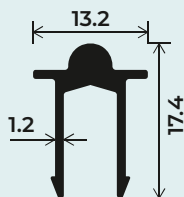
Section: 2510
(Mosquito Interlock)
Weight Kg./mtr : 0.479



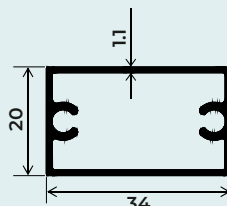
Section: 2511
(Middle Section)
Weight Kg./mtr : 0.609



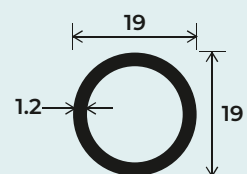
Section: 2512
(Additional Track)
Weight Kg./mtr : 0.356



Section: 2513
(Track Rail Cap)
Weight Kg./mtr : 0.184




Section: 2514
(Grill center profile)
Weight (Kg./mtr : 0.386



Section: 2515
(Round Pipe)
Weight Kg./mtr : 0.181

Elite Premium SL-29



Shutter Depth	: 29mm
Locking Type	: Single & Multi Point Lock with Handle
Corner Details	: 45/90 degree cut with corner connector
Sealing Overlap	: 8mm (Sealing with wool pile)
5 Glass range	: 5mm to 20mm
Sightline with Shutter	: 104mm
2 Track Depth	: 80mm
3 Track Depth	: 115.8mm
Windows Height (Max.)	: 3000mm
Finishes	: Powder, Wood/Anodizing
Hardware & Woolpile	: Standard Hardware

APPLICATION TYPE



Residential &
Commercial



High End Villas

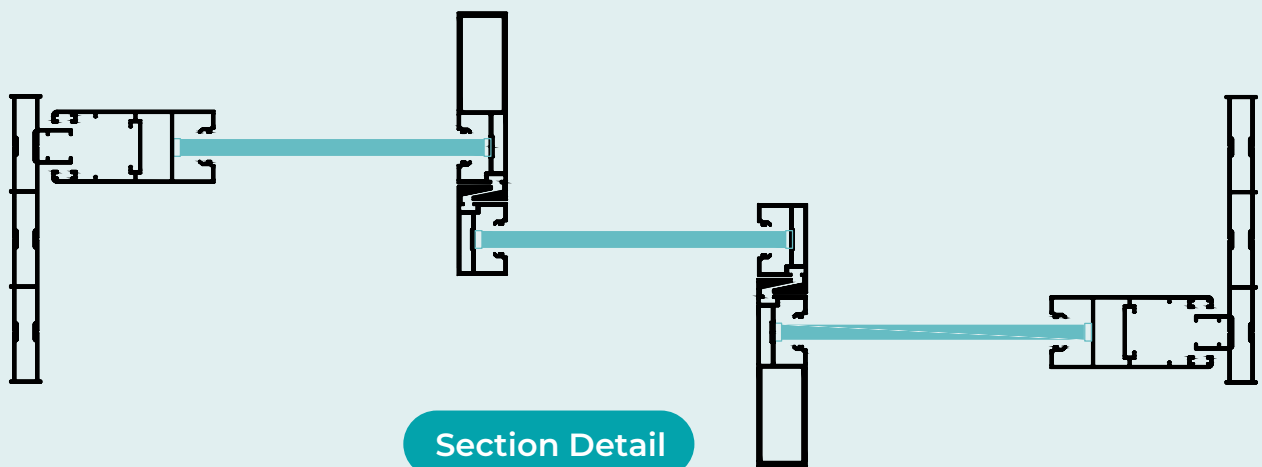


Hotel

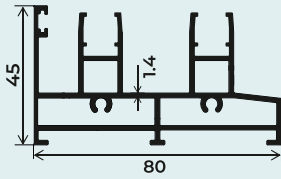
The aluminium door and window system is a comprehensive range of products designed to provide high-performance, durability, and aesthetic appeal. The system includes a variety of door and window types, including sliding mesh options.

Benefits:

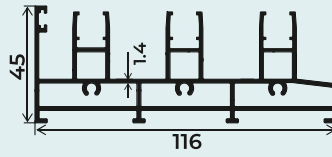
1. High-Performance: Exceptional durability, security, and weather tightness.
2. Thermal Efficiency: Minimizes heat transfer and reduces energy losses.
3. Low Maintenance: Aluminium frames and high-quality hardware require minimal maintenance.
4. Design Flexibility: Customizable door and window configurations to suit individual designs.



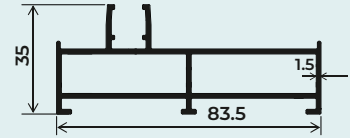
Elite Premium SL-29



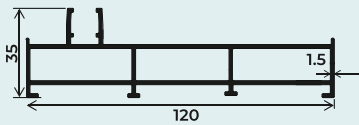
Section: 2901
29mm 2 track top / bottom)
Weight Kg./mtr : 1.560



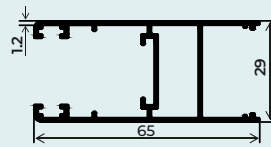
Section: 2902
29mm 3 track Top / Bottom
Weight Kg./mtr : 2.197



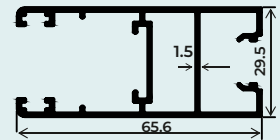
Section: 2903
29mm 2 Track Vertical
Weight Kg./mtr : 1.011



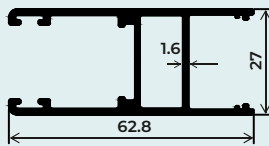
Section: 2904
29mm 3 Track Vertical
Weight Kg./mtr : 1.356



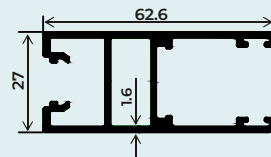
Section: 2905
29mm DGU Shutter
Weight Kg./mtr : 0.734



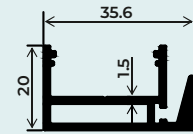
Section: 2906
29mm SGU Shutter
Weight Kg./mtr : 1.034



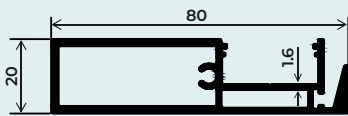
Section: 2907
DGU Top/Bottom
Weight Kg./mtr : 0.915



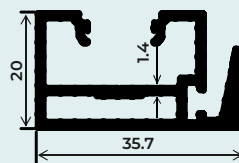
Section: 2908
SGU Top/Bottom
Weight Kg./mtr : 0.935



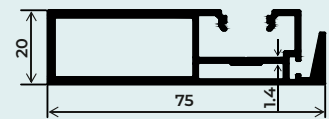
Section: 2909
DGU Slim Interlock
Weight Kg./mtr : 0.500



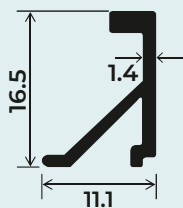
Section: 2910
DGU KPA Interlock
Weight Kg./mtr : 1.125



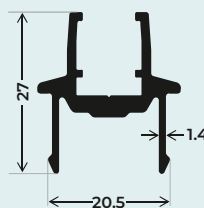
Section: 2912
SGU Slim Interlock
Weight Kg./mtr : 0.574



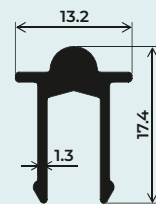
Section: 2913
SGU KPA Interlock
Weight (Kg./mtr : 1.090



Section: 2915
Mosquito Clip
Weight Kg./mtr : 0.128



Section: 2917
Meeting Section
Weight Kg./mtr : 0.427



Section: 2918
Round Track Cap
Weight Kg./mtr : 0.191

The system aluminium door is a high-performance, thermally-efficient door system designed to provide exceptional durability, security, and weather tightness. The system features a robust aluminium frame, high-performance glazing, and advanced sealing technology.

Royal Touch SL – 33

PERFORMANCE DATA

Wind - Up To 1.8 KPA



Water Tightness, Air Tightness
Strong Winds Resistance, Heavy Rains,
Sand And Dust, Create Warm Ambient,
Comfortable Living Space.

Water Tightness - 300 Pa



Water-tightness of up to 300 Pa
allows use even in exposed locations.

Air Permeability - 300 Pa



High Strength - Compressive Properties,
Resistant To Severe Natural Disasters.

Sound Insulation Upto - 38db



the multi - cavity structure is sealed with
multiple gaskets, and the sound insulation
is as high as 38db, which can ensure
tranquillity & comfort even in the busy city.

Shutter Depth	: 33mm
Locking Type	: Single Point / Multi Point
Corner Details	: 90 degree cut with connector
Sealing Overlap	: Quad Sealing with wool pile
Glass	: SGU 5, 6, 8 & 12mm / DGU 18 & 20mm
2 Track Depth	: 93mm
3 Track Depth	: 138mm
Windows Height (Max.)	: 2800mm
Finishes	: Powder, Wood/Anodizing
Hardware & Woolpile	: Premium Hardware

APPLICATION TYPE



Residential &
Commercial



High End Villas



Hotel

KEY FEATURES:

1. Slim Profiles: Narrow aluminium frames that maximize glass area and minimize visual obstruction.
2. Smooth Operation: High-quality rollers and tracks ensure effortless sliding and secure locking.
3. Weather Tightness: Advanced quad seals and gaskets provide superior protection against wind, rain, and extreme temperatures.
4. Security: Robust frames, secure locking systems, and laminated glass options ensure enhanced safety and security.
5. Low Maintenance: Durable aluminium frames and high-quality hardware require minimal upkeep and maintenance.

The system is designed to accommodate large glass panels and doors in high-rise buildings, skyscrapers, and other structures that require tall, expansive glazing. The system's primary function is to provide a safe, secure, and weather-tight solution for big heights.

Build Pro SL – 45

PERFORMANCE DATA

Wind - Up To 2.5 KPA



Water Tightness, Air Tightness
Strong Winds Resistance, Heavy Rains,
Sand And Dust, Create Warm Ambient,
Comfortable Living Space.

Water Tightness - 400 Pa



Water-tightness of up to 400 Pa
allows use even in exposed locations.

Air Permeability - 400 Pa



High Strength - Compressive Properties,
Resistant To Severe Natural Disasters.

Sound Insulation Upto - 38db



the multi - cavity structure is sealed with
multiple gaskets, and the sound insulation
is as high as 38db, which can ensure
tranquillity & comfort even in the busy city.

Shutter Depth	: 45mm
Locking Type	: Single Point / Multi Point
Corner Details	: 90 degree cut with connector
Sealing Overlap	: Quad Sealing with wool pile
Glass	: SGU 8 & 12mm / DGU 28, 30 & 32mm
2 Track Depth	: 116mm
3 Track Depth	: 180mm
Windows Height (Max.)	: 5000mm
Finishes	: Powder, Wood/Anodizing
Hardware & Woolpile	: Premium Hardware

APPLICATION TYPE



Residential &
Commercial




High End Villas



Hotel

KEY FEATURES:

1. High-Strength Aluminium Profiles: The system features robust, high-strength aluminium profiles that can support heavy glass loads and withstand extreme wind pressures.
2. Reinforced Mullions: The interlocks (vertical frames) are reinforced high-strength aluminium to provide added stability and support.
4. Advanced Sealing Systems: The system incorporates advanced sealing systems, including quad seals, to prevent water and air infiltration.
5. Integrated Drainage: The system features integrated drainage channels to ensure efficient water removal and prevent water accumulation.



Shutter Depth	: 40mm
Locking Type	: Single Point / Multi Point
Corner Details	: 45 degree cut with connector
Sealing Overlap	: 6mm (Sealing with Gasket)
Glass Range	: 5mm to 28mm
Openable Sight Line	: 76.4mm
Fix Sight Line	: 40mm
Windows Height (Max.)	: 1650mm
Finishes	: Powder, Wood/Anodizing
Hardware	: Standard Hardware

APPLICATION TYPE



Residential & Commercial



Hotel

It is a modern aluminium system that is used mainly for producing interior design elements – various types of partitions, windows, doors, including cabins, and other spatial structures. The basic set of elements for “CMT-40” system includes profiles and accessories in optimal shapes. It enables producing light, durable and functional structures. System offers a wide selection of shapes and threshold heights. There is also the possibility to bend profiles and to create arch structures, and also “CMT – 40” with grill are a popular choice for residential and commercial buildings due to their durability, low maintenance, and aesthetic appeal. The grill design adds an extra layer of security and style to the window.



AIR
PERMEABILITY



SOUND
INSULATION



WATER
TIGHTNESS



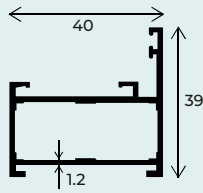
WIND
RESISTANCE



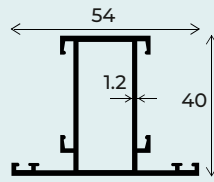
IMPACT
RESISTANCE



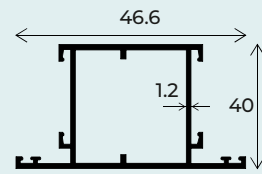
AIR
TIGHTNESS



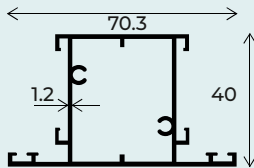
Section: 4001
40mm Frame
Weight Kg./mtr : 0.491



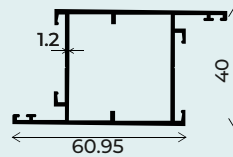
Section: 4002
40mm Mullion
Weight Kg./mtr : 0.633



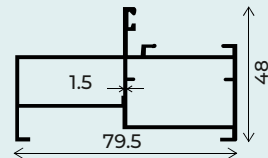
Section: 4003
40mm Big Mullion
Weight Kg./mtr : 0.792



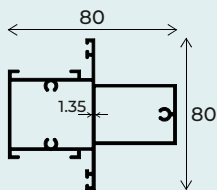
Section: 4004
40mm Groove Mullion
Weight Kg./mtr : 0.891



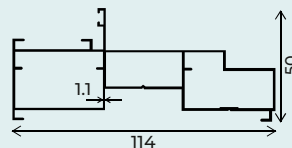
Section: 4005
40mm Big Shutter
Weight Kg./mtr : 0.891



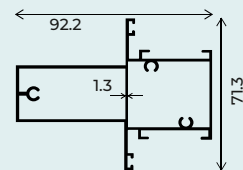
Section: 4006
40mm 2 in 1 Frame With Grill
Weight Kg./mtr : 1.120



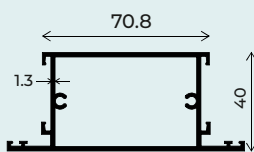
Section: AA-4007
80mm 2 in 1 Mullion
Weight Kg./mtr : 1.311



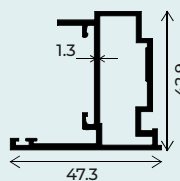
Section: 4008
40mm 3 in 1 Frame With Grill
Weight Kg./mtr : 1.352



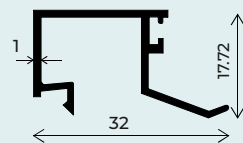
Section: 4009
92mm 3 in 1 Mullion
Weight Kg./mtr : 1.423



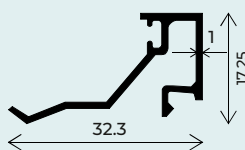
Section: 4010
40mm Door Bottom
Weight Kg./mtr : 1.051



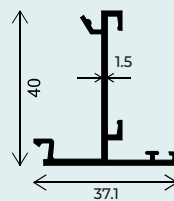
Section: 4011
Fly Mullion
Weight Kg./mtr : 0.669



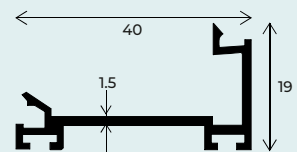
Section: 4012
SGU Clip
Weight Kg./mtr : 0.218



Section: 4013
DGU Clip
Weight Kg./mtr : 0.191



Section: 4014
40mm Reverse Clip/Adapter
Weight Kg./mtr : 0.409



Section: 4015
40mm Bottom Clip
Weight Kg./mtr : 0.300



Frame Depth	: 50mm
Locking Type	: Single & Multi Point Lock with Handle
Glass Range	: 5mm to 38mm
Openable Sight Line	: 97.5mm
Fix Sight Line	: 46mm
Conrner Details	: 45 degree cut with corner connector
Sealing Overlap	: 6mm (Sealing with Gasket)
Windows Height (Max.)	: 2100mm
Hardware	: Standard Hardware

The aluminium door and window system is a comprehensive range of products designed to provide high-performance, durability, and aesthetic appeal. The system includes a variety of door and window types, including sliding mesh options.

Benefits:

1. High-Performance: Exceptional durability, security, and weather tightness.
2. Thermal Efficiency: Minimizes heat transfer and reduces energy losses.
3. Low Maintenance: Aluminium frames and high-quality hardware require minimal maintenance.
4. Design Flexibility: Customizable door and window configurations to suit individual designs.



AIR
PERMEABILITY



SOUND
INSULATION




WATER
TIGHTNESS



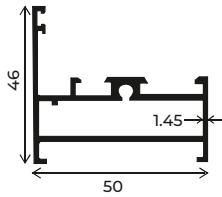
WIND
RESISTANCE



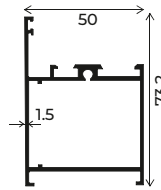
IMPACT
RESISTANCE



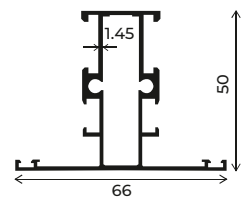
AIR
TIGHTNESS



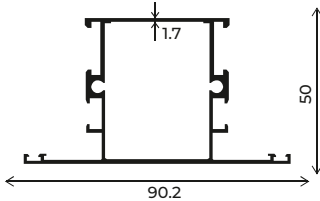
Section: 5001
50mm Outer Frame
Weight Kg./mtr : 0.860



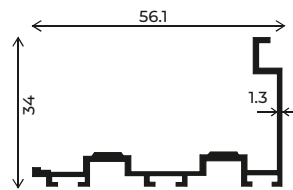
Section: 5002
50mm Door Frame
Weight Kg./mtr : 1.071



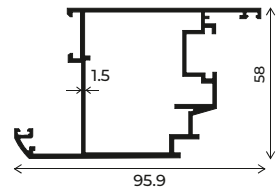
Section: 5003
50mm X 65mm Mullion
Weight Kg./mtr : 1.010



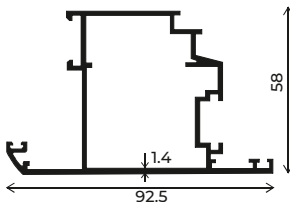
Section: 5004
50mm X 90mm Mullion
Weight Kg./mtr : 1.218



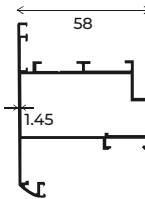
Section: 5005
Door Bottom Adaptor
Weight Kg./mtr : 0.532



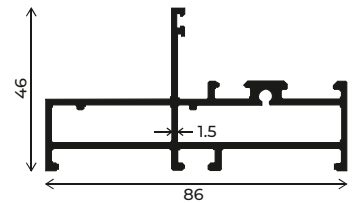
Section: 5006
50mm Inside Opening Door Shutter
Weight Kg./mtr : 1.420



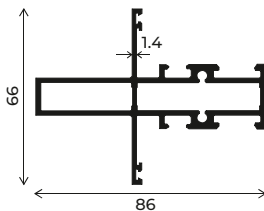
Section: 5007
50mm Outside Opening Door Shutter
Weight Kg./mtr : 1.726



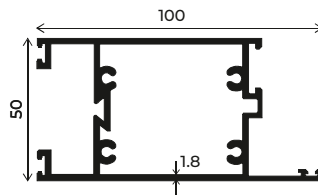
Section: 5008
50mm Shutter
Weight Kg./mtr : 1.174



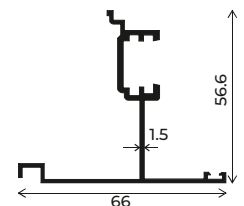
Section: 5009
86mm Frame
Weight Kg./mtr : 1.639



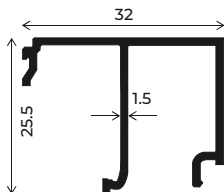
Section: 5010
85mm Mullion
Weight Kg./mtr : 1.311



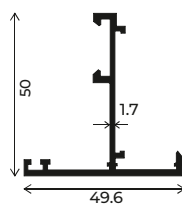
Section: 5011
50mm Door Bottom
Weight Kg./mtr : 1.721



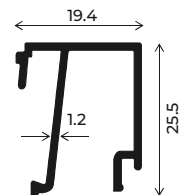
Section: 5012
Fly Mullion
Weight Kg./mtr : 0.729




Section: 5013
50mm SGU Clip (4mm-10mm)
Weight Kg./mtr : 0.270



Section: 5014
Reverse Clip/Adopter
Weight Kg./mtr : 0.506




Section: 5015
50mm DGU Clip (18mm-24mm)
Weight Kg./mtr : 0.204



The System Aluminium Slide and Fold System is a high-performance, thermally-efficient door system designed to provide exceptional durability, security, and weather tightness. The system features a robust aluminium frame, high-performance glazing, and advanced sealing technology.

Technical Specifications:



1. Frame Thickness: 1.4 mm to 2.5 mm.
2. Glass Thickness: 4 mm to 12 mm.
3. Panel Width: Up to 1,200 mm.
4. Panel Height: Up to 3,000 mm.



Applications:

1. Residential Buildings: Single-family homes, apartments, condominiums.
2. Commercial Buildings: Office buildings, retail spaces, institutions.
3. High-Rise Buildings: Suitable for high-rise buildings due to high-performance features.

S-Fold – 50



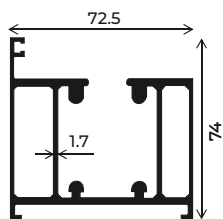
Key Components:

1. Panoramic Views: Wide opening doors provide unobstructed views of the outdoors.
2. Natural Light: Large openings allow natural light to flood into the building.
3. Visual Connection: Wide opening doors create a seamless visual connection between indoors and outdoors.
4. High-Performance Glazing: Insulated glass units (IGUs) with low-E glass and argon gas filling.
5. Advanced Sealing Technology: Multiple seals provide exceptional weather tightness.
6. Slide and Fold Mechanism: Smooth, effortless sliding and folding action.

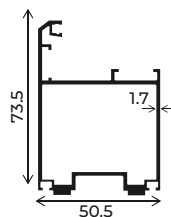


System Components:

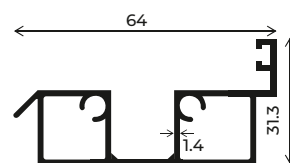
1. Master Frame: The main frame that holds the sliding and folding panels.
2. Slave Frames: The frames that hold the individual sliding and folding panels.
3. Rollers and Wheels: High-quality rollers and wheels that enable smooth sliding and folding action.
4. Seals and Gaskets: Advanced seals and gaskets that provide exceptional weather tightness.



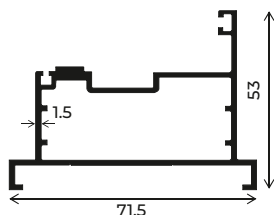
Section: 5051
Top Guide
Weight Kg./mtr : 2.540



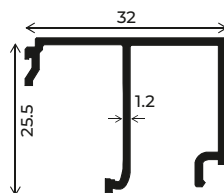
Section: 5052
Shutter
Weight Kg./mtr : 1.338



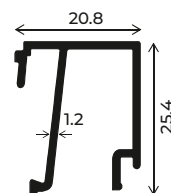
Section: 5053
Bottom
Weight Kg./mtr : 0.901



Section: 5054
Frame
Weight Kg./mtr : 1.229



Section: 5055
SGU Glass Clip
Weight Kg./mtr : 0.300



Section: 5056
DGU Glass Clip
Weight Kg./mtr : 0.265

26-BOLD SERIES PLEATED MESH SYSTEM

The retractable system with wider opening options allows maximum visibility & fresh air.

These screens are ideal for any type of windows bifold doors & also for large balcony doors.

These screen will not disturb your view from your windows, doors and balconies.

These systems are very stylish giving a modern look to your space.

This system occupies very less space to install and easy to operate.



HONEYCOMB PARTITIONS

Retractable system with wider opening option allows for big partitions & privacy.

It gives 100% blackout. UV protection & can be used for AC partition also.

It's also available in Barrier Free Door system with user friendly feature at the bottom.

It gives 100% blackout so that we can use for home theatre and for projector presentations at your work place.

These systems are very stylish giving a modern look to your space.



33-BOLD SERIES PLEATED MESH SYSTEM

It is most user friendly system which is detachable & can take high wind pressure.

The retractable system with wider opening options allows maximum visibility & fresh air.

These screens are ideal for any type of windows, bifold doors & also for large balcony doors.

These screens will not distrub your view from your windows doors and balconies.

These systems are very stylish giving a modern look to your space.



ALMINIUM SECURITY MESH DOOR

This system is made of Aluminium so that the life of this system is more.

The retractable system with wider opening options allows maximum visibility & fresh air.

This system is ideal for main doors, large balcony doors and also for balcony sitting areas.

This system provides you security with inbuilt locking system.

This system is pet friendly.





INVISIBLE GRILL

Now a days people are showing interest in living with luxury and high rise apartments, but safety is the most important part to be considered for the same. Our invisible grills are the best solution for safe and stylish living in such high rise apartments.

Invisible grills which are commonly used in high rise apartments, schools, educational institutions, independent villas and some of commercial buildings.

Our 316 stainless steel 2mm 2.5mm & 3mm cable for your children and pets, without disturbing your view. The cable distance can be 2", 3" & 4" inches, installation can be vertical or horizontal.

MOTORIZED ZIP SCREEN

Executive motorized insect Screen system shields against heavy wind, rain, sun and insects, without sacrificing your view.

This Zip Screens systems is specially designed for large vertical facade shading configuration.

Also available in various fabrics and different shades.

These systems are very stylish, giving a modern look to your space.



DGU BLINDS

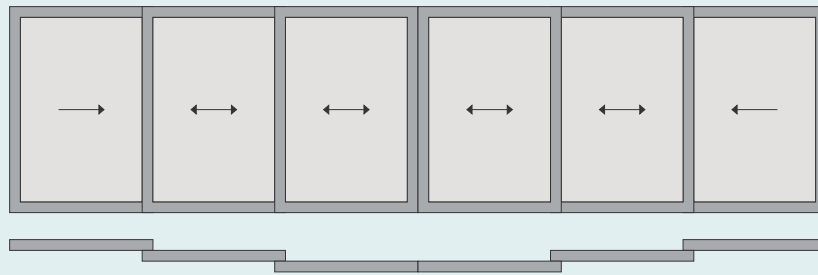
DGU Blinds is a system in which a blind is mounted in an Insulating glass unit.

Control privacy with magnetic tilter.

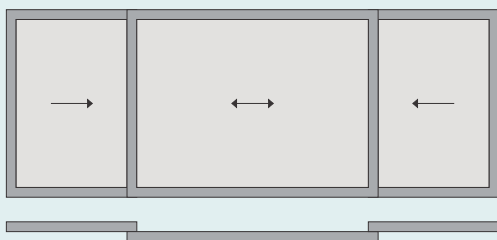
Provides a good sound insulation in between the interiors and exteriors.



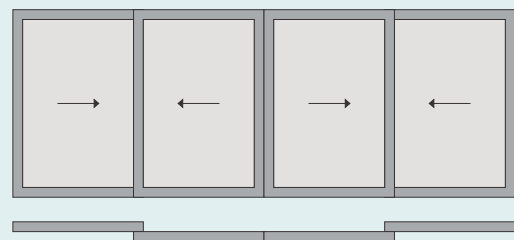
3 TRACK - 6 SHUTTER



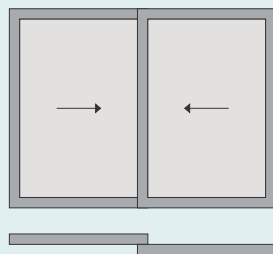
2 TRACK - 3 SHUTTER (X-2X-X)



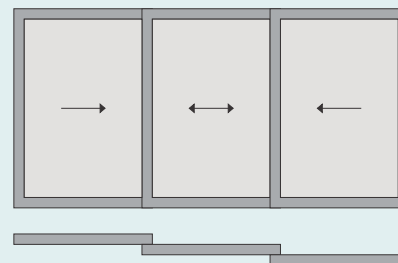
2 TRACK - 4 SHUTTER



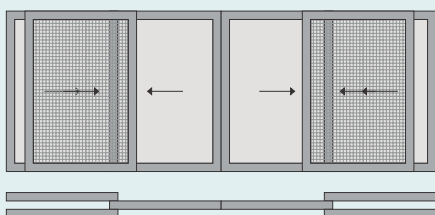
2 TRACK - 2 SHUTTER



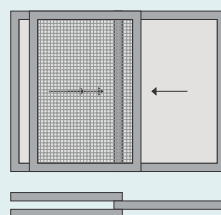
3 TRACK - 3 SHUTTER



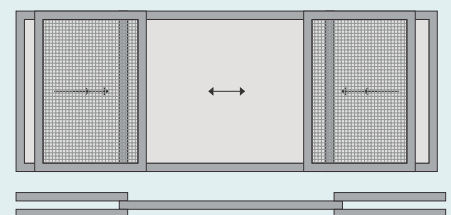
3 TRACK - 4 SHUTTER + 2 MESH SHUTTER



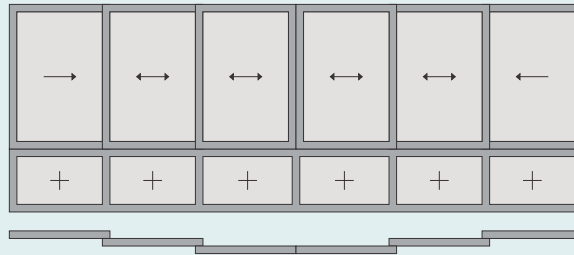
3 TRACK - 2 SHUTTER + 1 MESH SHUTTER



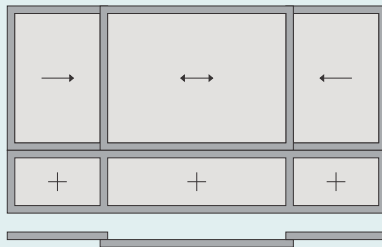
3 TRACK - 3 SHUTTER + 2 MESH SHUTTER



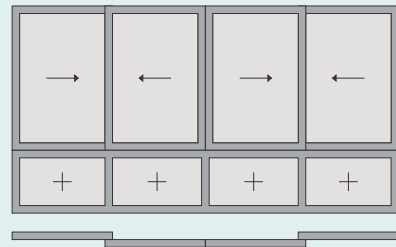
3 TRACK - 6 SHUTTER



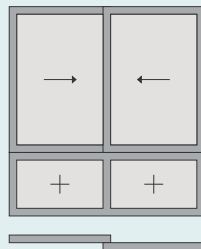
2 TRACK - 3 SHUTTER (X-2X-X)



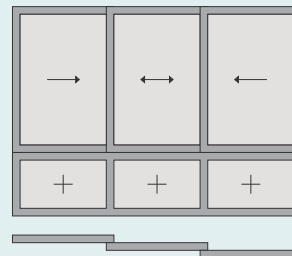
2 TRACK - 4 SHUTTER



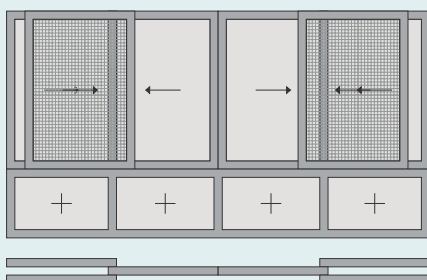
2 TRACK - 2 SHUTTER



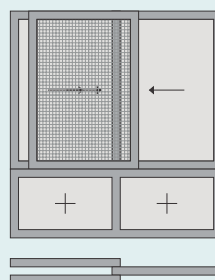
3 TRACK - 3 SHUTTER



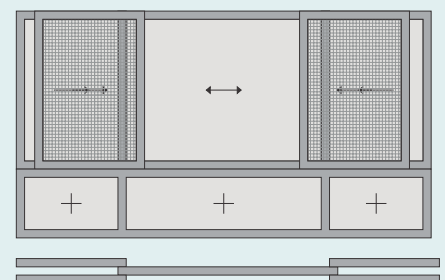
**3 TRACK - 4 SHUTTER
+ 2 MESH SHUTTER**



**3 TRACK - 2 SHUTTER
+ 1 MESH SHUTTER**



**3 TRACK - 3 SHUTTER
+ 2 MESH SHUTTER**





@dothenewin - 8686 086 442



System Aluminium Windows & Doors

YESVI INFRA SOLUTIONS PVT LTD

Factory Address : Survey No 79, Plot No.14, Phase IV, IDA, Jeedimetla, Hyderabad -500 055

Contact : +91 970 117 2001, 817 913 6161, 817 913 5151 **e-mail:** aluminisystems@gmail.com, www.aluminiwindows.com