



**SR RAILING SYSTEM®**

**LARGEST**

RANGE OF FRAMELESS GLASS

**RAILING SYSTEM**



[www.srrailingsystem.com](http://www.srrailingsystem.com)

Sutariya Enterprise Products is a renown market leader in Modular Railing Systems under the brand name SR Railing System with over two decades of experience in designing, manufacturing and installation of worldclass modular railing systems. With our flexible assortment of Aluminum Railing Systems, we offer complete railing solution for commercial and residential applications from initial design ideas through to installation by shaping bright ideas into brilliant results.

From our beginning as a manufacturer of high-quality railing systems, we've held steadfast to our core beliefs of uncompromising quality, precision craftsmanship, and a customer-focused culture. We help infuse elegance into projects of all sizes with our elegant modular designs, unmatched quality, fast assembly and excellent safety - that is what our brand SR Railing System stands for.

Functionally practical & aesthetically pleasing hand railing coupled with complementary glass and co-rail systems is a hallmark of today's contemporary & minimalist designs. With its emphasis on simplicity, elegance & crucially low maintenance our SR Railing System range can accommodate all your requirements. Applied to grand staircases, walkways, balconies and overlooks, our architectural railings offer superior performance in a variety of styles. Our railing systems are used in a variety of public and private spaces, such as malls, commercial complexes, convention centers, hospitals, hotels, homes, and multistory apartments etc.

We differentiate ourselves from our peers through two significant ways our unique products and our skilled craftsmanship. However, the most important product we provide is our customer service. Our goal is to give you the highest quality and superior value in the products you're looking for while supporting you with the best customer service in the business.

SR Railing System is known for extensive range of premium quality modular railing systems and it's a legacy we're proud of. Today, we're committed to building on that legacy to lead the industry with the expertise of product development, precision manufacturing, our team, and services to give our clients the highest quality modular railing systems for the best value.

ISO  
9001:2015  
CERTIFIED







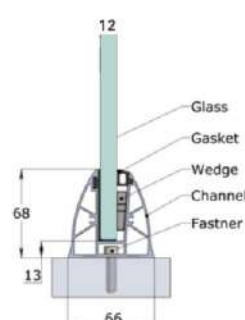
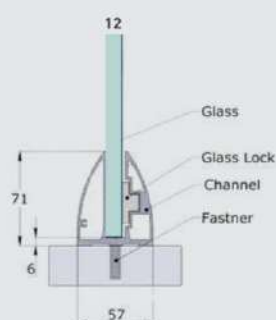
SR RAILING SYSTEM®



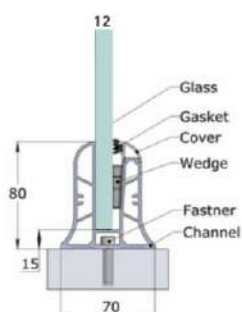
SR-01

## Continuous Bottom Profile System

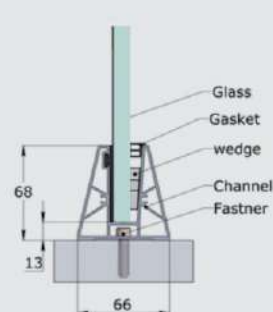
SR-03



SR-05



SR-06



### RECOMMENDED RAILING LENGTH

GLASS HEIGHT	30"	33"	36"	39"
RAILING LENGTH		24'	18'	12'
ANCHOR & LOCK WILL BE FITTED AT EVERY 1.5 FEET				



EASY INSTALLATION



100% RECYCLABLE



EASY CLEANING



WEATHER PROOF



MAINTENANCE FREE



CORROSION RESISTANCE

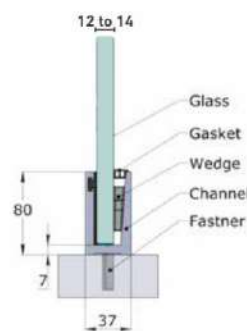
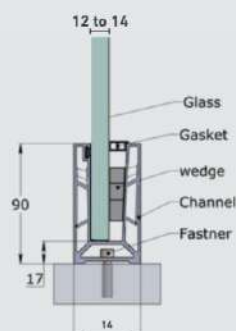




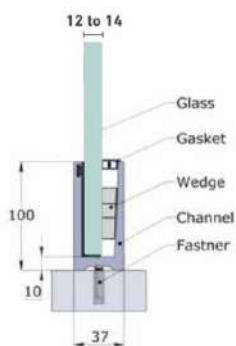
SR-02

## Continuous Bottom Profile System

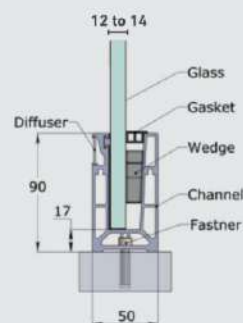
SR-07



SR-08



SR-15



### RECOMMENDED RAILING LENGTH

GLASS HEIGHT	30"	33"	36"	39"
RAILING LENGTH	∞	24'	18'	12'
ANCHOR & LOCK WILL BE FITTED AT EVERY 1.5 FEET				



EASY INSTALLATION



EASY CLEANING



MAINTENANCE FREE



100% RECYCLABLE



WEATHER PROOF



CORROSION RESISTANCE





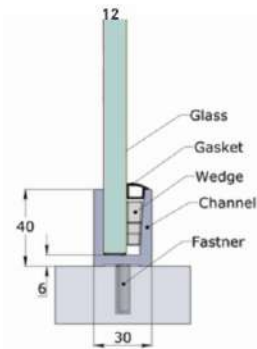
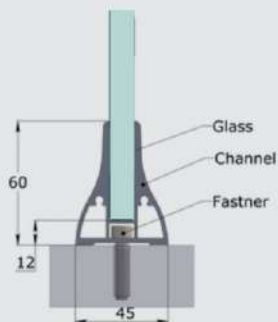
SR RAILING SYSTEM®



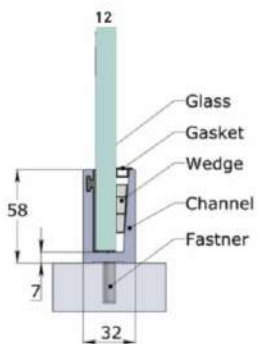
SR-04

## Slim Continuous Bottom Profile System

SR-13



SR-14



RECOMMENDED RAILING LENGTH			
GLASS HEIGHT	24"	30"	33"
RAILING LENGTH	◇◇	24'	18'
ANCHOR & LOCK WILL BE FITTED AT EVERY 1.5 FEET			



EASY INSTALLATION



100% RECYCLABLE



EASY CLEANING



WEATHER PROOF



MAINTENANCE FREE



CORROSION RESISTANCE



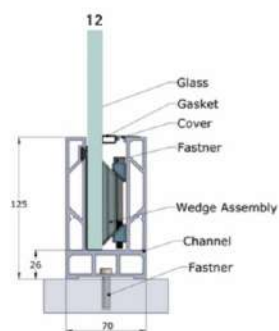
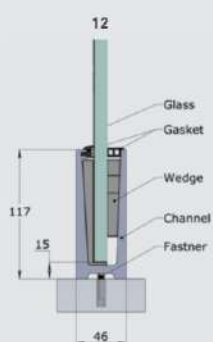
SR RAILING SYSTEM®



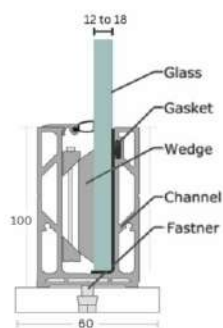
SR-09

## Heavy Continuous Bottom Profile System

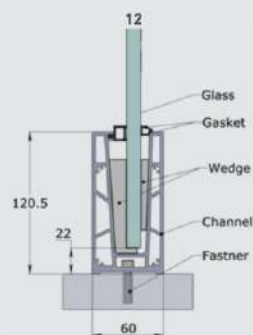
SR-10



SR-11



SR-12



### RECOMMENDED RAILING LENGTH

GLASS HEIGHT	30"	33"	36"	39"	42"
RAILING LENGTH	∞	∞	24'	18'	12'
ANCHOR & LOCK WILL BE FITTED AT EVERY 1.5 FEET					



EASY INSTALLATION



100% RECYCLABLE



EASY CLEANING



WEATHER PROOF



MAINTENANCE FREE



CORROSION RESISTANCE





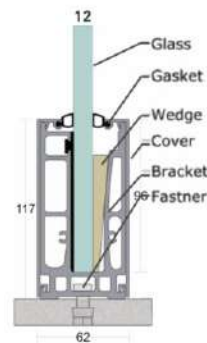
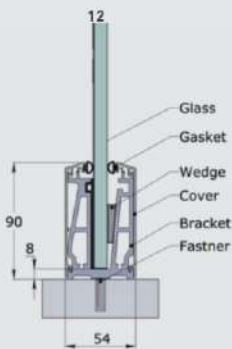
SR RAILING SYSTEM®



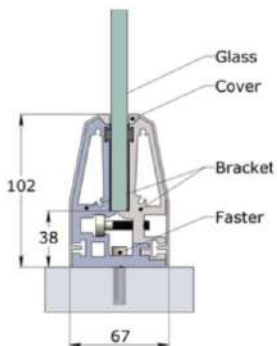
SR-BC-01

## Brackets With Continuous Cover Profile System

SR-BC-02



SR-BC-03



RECOMMENDED RAILING LENGTH				
GLASS HEIGHT	30"	33"	36"	39"
RAILING LENGTH		24'	18'	12'
ANCHOR & LOCK WILL BE FITTED AT EVERY 1.5 FEET				



EASY INSTALLATION



100% RECYCLABLE



EASY CLEANING



WEATHER PROOF



MAINTENANCE FREE



CORROSION RESISTANCE



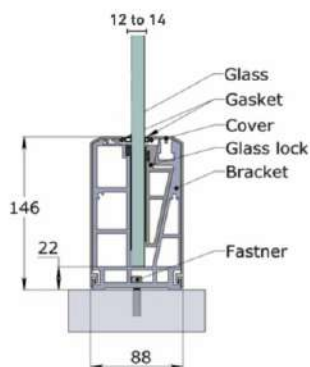
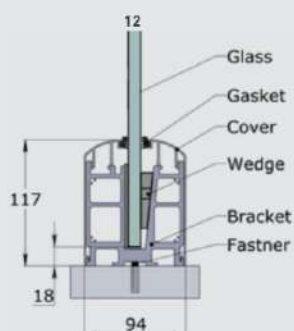
SR RAILING SYSTEM®



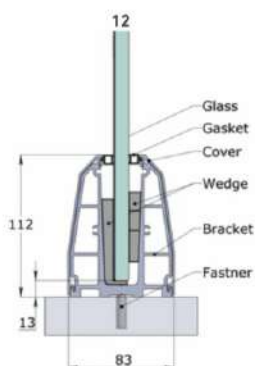
SR-BC-04

## Brackets With Continuous Cover Profile System

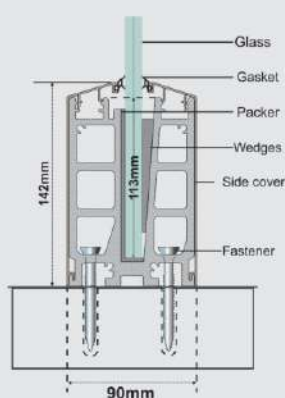
SR-BC-05



SR-BC-06



SR-B-07



### RECOMMENDED RAILING LENGTH

GLASS HEIGHT	30"	33"	36"	39"	42"
RAILING LENGTH	∞	∞	24'	18'	12'
ANCHOR & LOCK WILL BE FITTED AT EVERY 2 FEET					



EASY INSTALLATION



EASY CLEANING



MAINTENANCE FREE



100% RECYCLABLE



WEATHER PROOF



CORROSION RESISTANCE

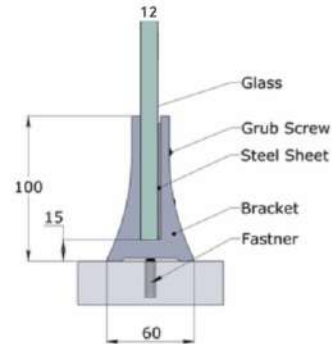
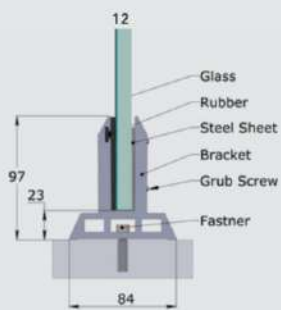




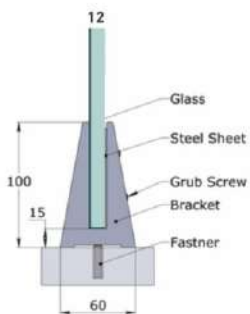
SR-B-01

## Brackets System

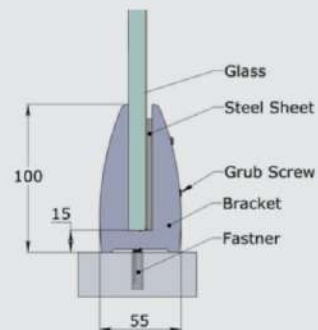
SR-B-03



SR-B-04



SR-B-06



RECOMMENDED RAILING LENGTH				
GLASS HEIGHT	30"	33"	36"	39"
RAILING LENGTH	24'	18'	12'	
ANCHOR & LOCK WILL BE FITTED AT EVERY 2 FEET				



EASY INSTALLATION



100% RECYCLABLE



EASY CLEANING



WEATHER PROOF



MAINTENANCE FREE



CORROSION RESISTANCE




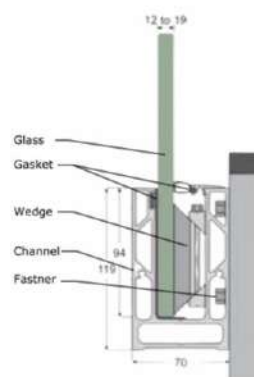
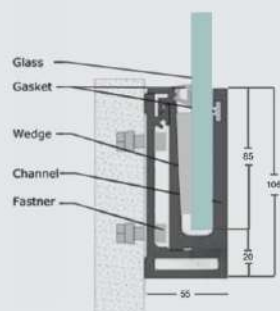
SR RAILING SYSTEM®



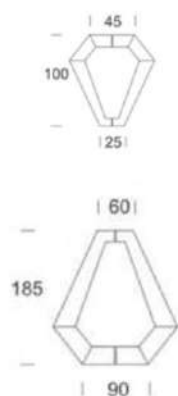
SR-16

## Side Mount Profile System

SR-10



## Diamond / Bracket



### RECOMMENDED RAILING LENGTH

GLASS HEIGHT	30"	33"	36"	39"	42"
RAILING LENGTH			24'	18'	12'
ANCHOR & LOCK WILL BE FITTED AT EVERY 2 FEET					



EASY INSTALLATION



EASY CLEANING



MAINTENANCE FREE



100% RECYCLABLE



WEATHER PROOF



CORROSION RESISTANCE





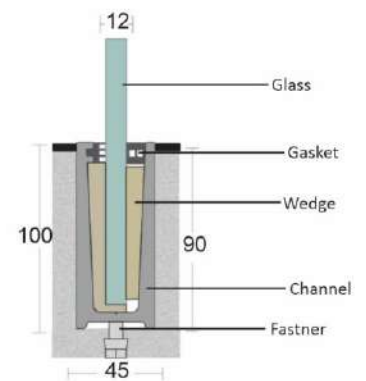
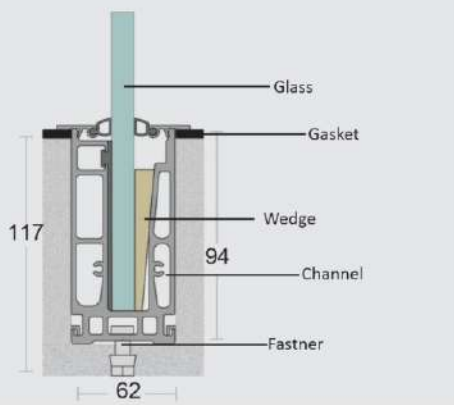
SR RAILING SYSTEM®



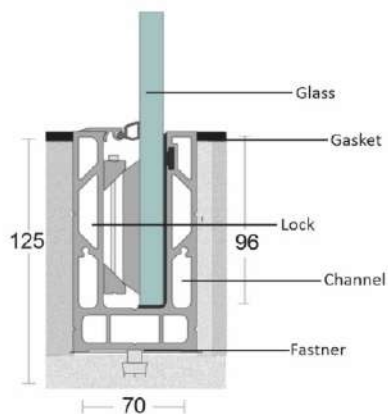
SR-BC-02

## Conceal Continuous Bottom Profile System

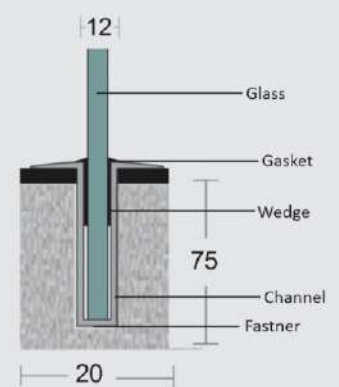
SR-08



SR-10



SR-17



EASY INSTALLATION



MAINTENANCE FREE



WEATHER PROOF



EASY CLEANING



100% RECYCLABLE



CORROSION RESISTANCE

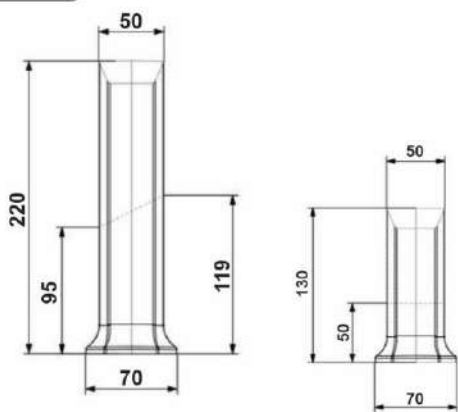


SR RAILING SYSTEM®

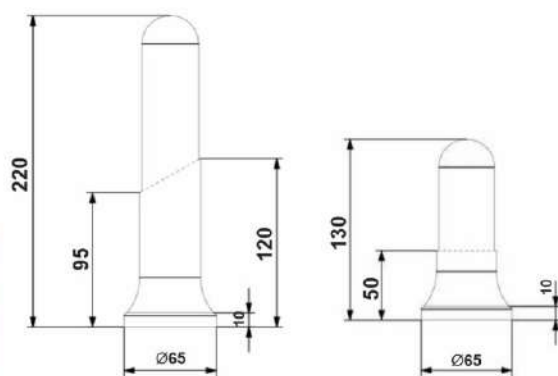


## Staircase Railing Spigot

### SQUARE SPIGOT



### ROUND SPIGOT



EASY INSTALLATION



MAINTENANCE FREE



WEATHER PROOF



EASY CLEANING



100% RECYCLABLE



CORROSION RESISTANCE





SR RAILING SYSTEM®



## Side Mount Spigot

F Spigot



Hockey



EASY INSTALLATION



MAINTENANCE FREE



WEATHER PROOF



EASY CLEANING



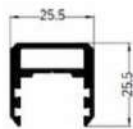
100% RECYCLABLE



CORROSION RESISTANCE

## Handrail & Accessories

### 25×25 MM Square



APX. WT-  
0.608 Kg/M



Wall Concealed



Connector\*



Modular Elbow\*

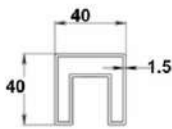


Elbow\*



End Cap\*

### 40×40 MM Square



APX. WT-  
0.915 Kg/M



Wall Concealed



Connector\*



Modular Elbow\*

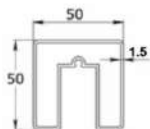


Elbow\*



End Cap\*

### 50×50 MM Square



APX. WT-  
1.172 Kg/M



Wall Concealed



Connector\*



Modular Elbow\*

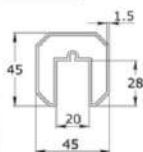


Elbow\*



End Cap\*

### 45×45 MM Round



APX. WT-  
0.900 Kg/M



Wall Concealed



Connector\*



Modular Elbow\*



Elbow\*



End Cap\*

\*\*\* Anodized finish is not available on Connector, Elbow, Modular Elbow Accessories.

Finish : Anodized, Powder Coating, Wooden Coating  
Material : Aluminium Alloy 6063-T6  
Length : 12 Feet and 16 Feet



## Handrail & Accessories

### 38mm Round



### 50mm Round



### 38×38 Octagon



### 45×45 Octagon

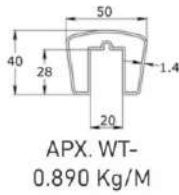


\*\*\* Anodized finish is not available on Connector, Elbow, Modular Elbow Accessories.

Finish : Anodized, Powder Coating, Wooden Coating  
Material : Aluminium Alloy 6063-T6  
Length : 12 Feet and 16 Feet

## Handrail & Accessories

### 50×40 MM Square



Wall Concealed



Connector\*

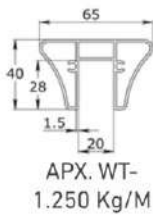


Elbow\*



End Cap\*

### 65×40 MM Triangle



Wall Concealed



Connector\*

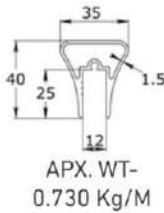


Elbow\*



End Cap\*

### New Slenk



Wall Concealed



Connector\*

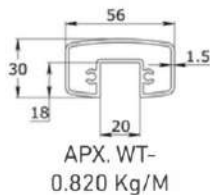


Elbow\*



End Cap\*

### 55×30 MM Small Rightangle



Wall Concealed



Connector\*



Elbow\*



End Cap\*

\*\*\* Anodized finish is not available on Connector, Elbow Accessories.

Finish : Anodized, Powder Coating, Wooden Coating  
Material : Aluminium Alloy 6063-T6  
Length : 12 Feet and 16 Feet



## 68×45 Oval



Wall Concealed



Connector\*




Elbow\*



End Cap\*

## 83×83 Incline



Wall Concealed



Connector\*



Elbow\*



End Cap\*

## 70×35 Capsule



Wall Concealed



Connector\*



Elbow\*



End Cap\*

## 70×36 Eye Pipe



Wall Concealed



Connector\*



Elbow\*



End Cap\*

\*\*\* Anodized finish is not available on Connector, Elbow Accessories.


Finish : Anodized, Powder Coating, Wooden Coating  
Material : Aluminium Alloy 6063-T6  
Length : 12 Feet and 16 Feet

## LED Handrail & Accessories

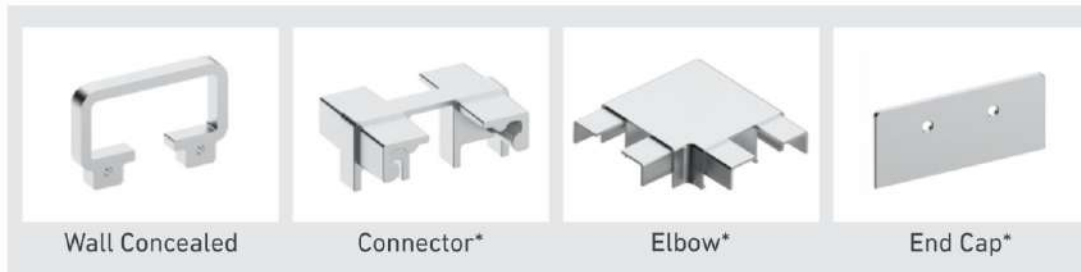

### 82×38 Incline LED



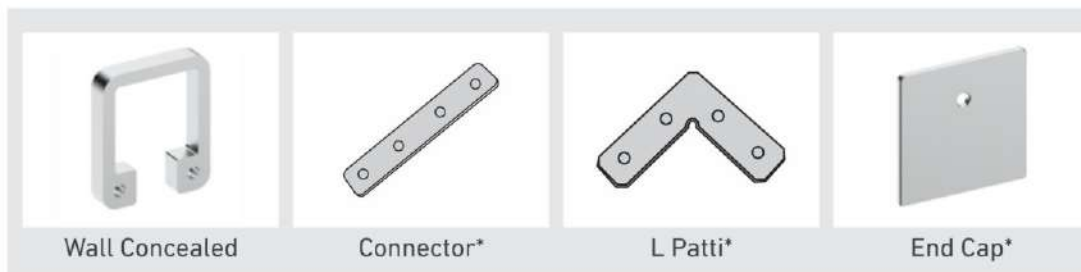
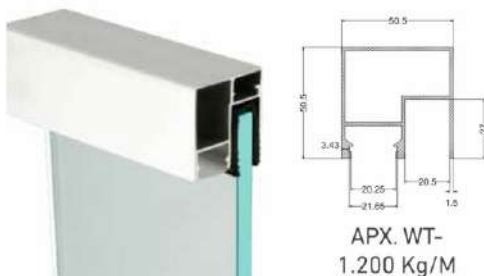
### 70×35 One Side LED



### 70×30 Double LED



### 50×50 Single LED



\*\*\* Anodized finish is not available on Connector, Elbow Accessories.

Finish : Anodized, Powder Coating, Wooden Coating  
Material : Aluminium Alloy 6063-T6  
Length : 12 Feet and 16 Feet



# COATting SHADE CARD

## METALLIC COATting SHADE

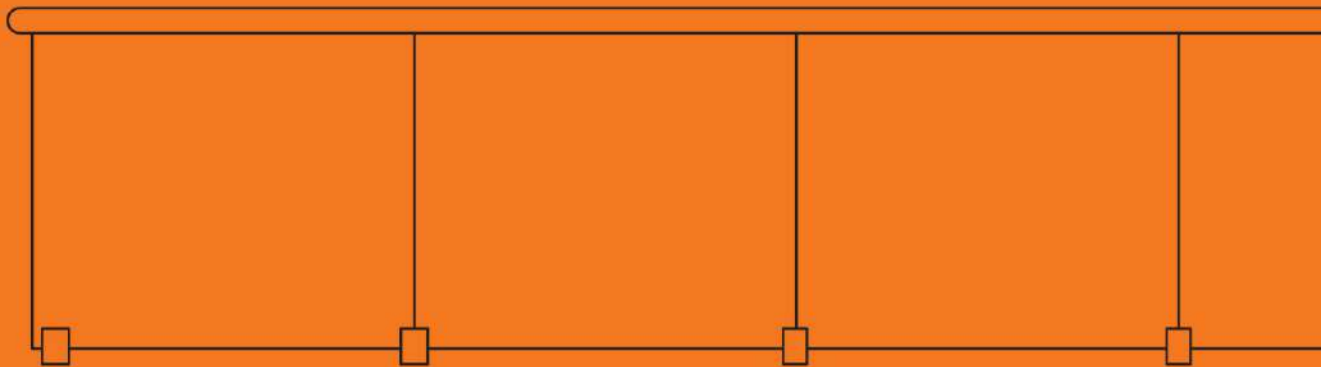


## WOODEN COATting SHADE



@srrailing  
@srrailingsystem

**EXCELLENCE** *Every Time,*  
*Beyond* **EXPECTATIONS.**



Manufactured By :  
**Sutariya Enterprise**  
Surat - Gujarat (INDIA).

Marketed By :  
**SR RAILING SYSTEM**  
Aluminium Glass Railing System  
Surat-Gujarat (INDIA).

✉ srrailingsystem@gmail.com  
🌐 www.srrailingsystem.com



● Authorized Distributor ●

