



| **PRISM**[®]
RAIL

Aluminium GLASS
Railing
Systems

www.prismrail.com

ISO
9001:2015
CERTIFIED



Our team Includes

Engineers and Designers
Procuring Agents
Quality Auditors
Store Managers
Logistic Personnel
Sales and Marketing Personnel

Aluminium GLASS Railing *Systems*

Company Profile

Established in the year 2017, We are manufacturing Aluminium Glass Railing Profiles. Our product range is manufactured using latest technology with best quality raw material in compliance with international quality standard.

Our company as **Shreenath Enterprise** is honored by quality certificate of ISO 9001-2015. We are communicating with our esteemed partners through our professional crew and systems with finding fast solutions, responding to demands and supporting until the time of delivering products.

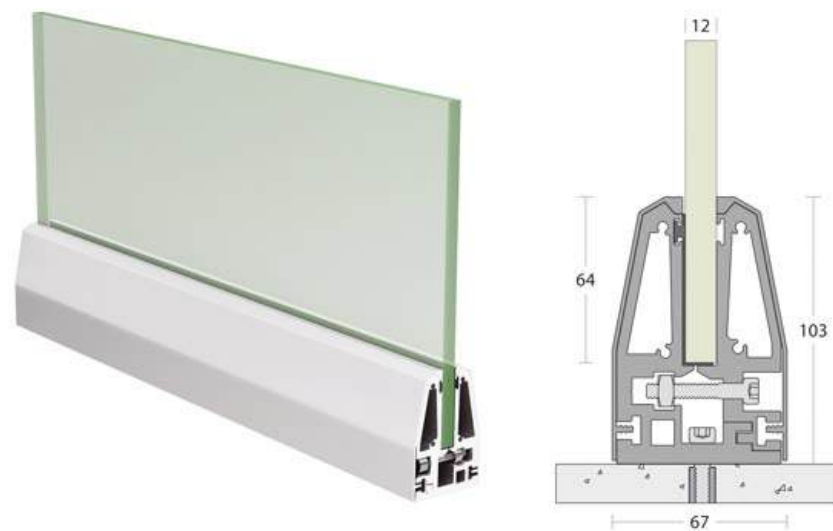
Our quality control techniques ensure our clients that our product range is excellent in terms of performance, quality and durability. With expansive support of our wide distribution network, we are supplying these products in well on time. Our ethical business policies, client centric policies and competitive price range have formed a huge client base for us in this competitive market.

PR 01 BRC Bracket with Cover System



Prism Rail **PR 01 BRC** railing system is top mounted system. The brackets are anchored with the bolts. The brackets are covered with cover profile in anodize, wooden and any other shade of powder-coating.

The system is compatible with glass of 12mm thickness and 900mm height.

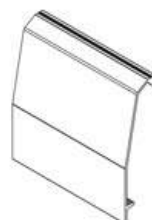


PR 01 BRC

PR 01 CV

PR 01 EC Bottom

PR 01 EC Slotted



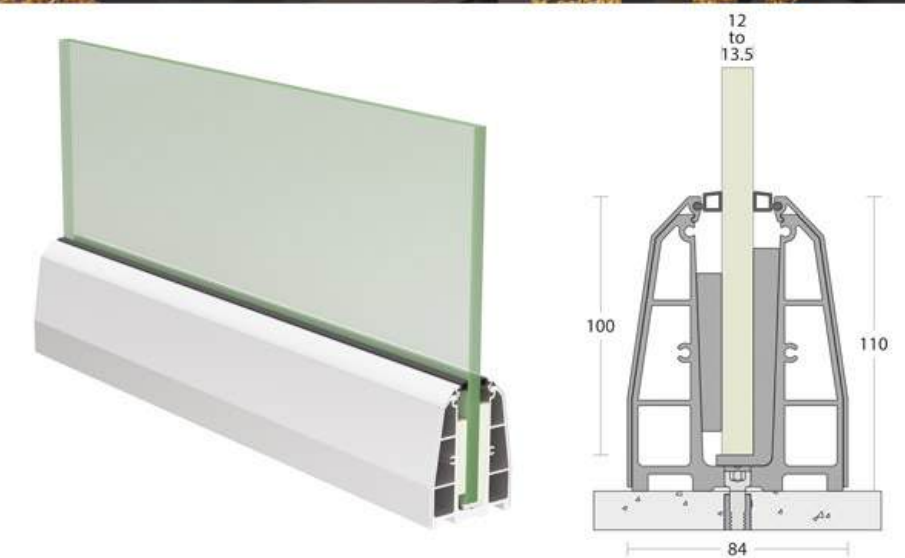
PR 02 BRC Bracket with Cover System



Prism Rail **PR 02 BRC** railing system is top mounted system.

The Brackets are anchored with the bolts. The brackets are covered with cover profile in anodize, wooden and any other shade of powder-coating.

The system is compatible with glass of 12mm thickness and 900mm height.

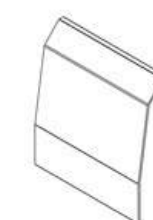
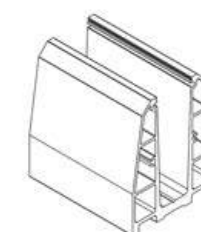


PR 02 BRC

PR 02 CV

PR 02 EC Bottom

PR 02 EC Slotted



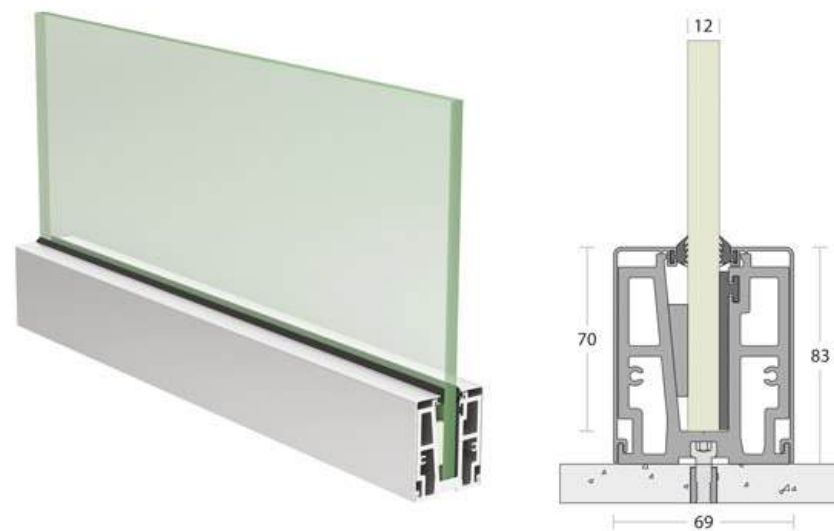
PR 03 BRC Bracket with Cover System



Prism Rail **PR 03 BRC** railing system is top mounted system. The brackets are anchored with the bolts.

The brackets are covered with cover profile in anodize, wooden and any other shade of powder-coating.

The system is compatible with glass of 12mm thickness and 750mm-800mm height.



PR 03 BRC

PR 03 CV

PR 03 EC Bottom

PR 03 EC Slotted



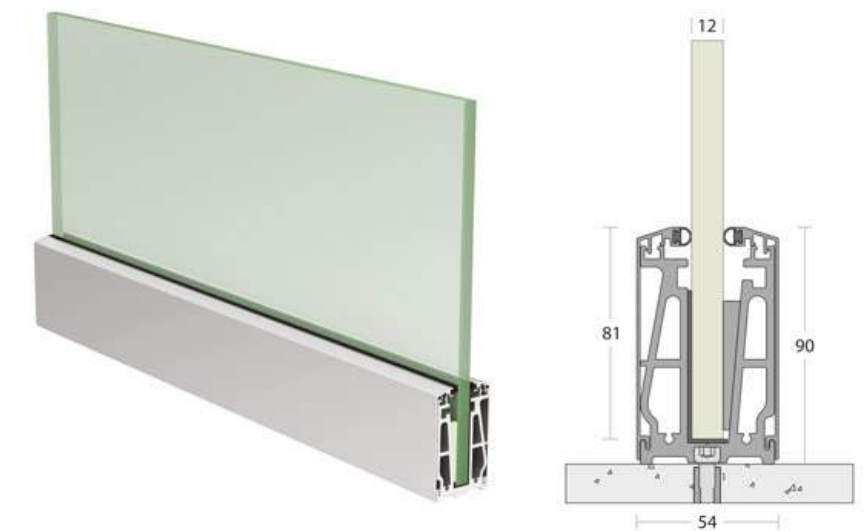
PR 04 BRC Bracket with Cover System



Prism Rail **PR 04 BRC** railing system is top mounted system. The brackets are anchored with the bolts.

The brackets are covered with cover profile in anodize, wooden and any other shade of powder-coating.

The system is compatible with glass of 12mm thickness and 750mm-800mm height. This cover is design with slop on upper edge make it dust free.

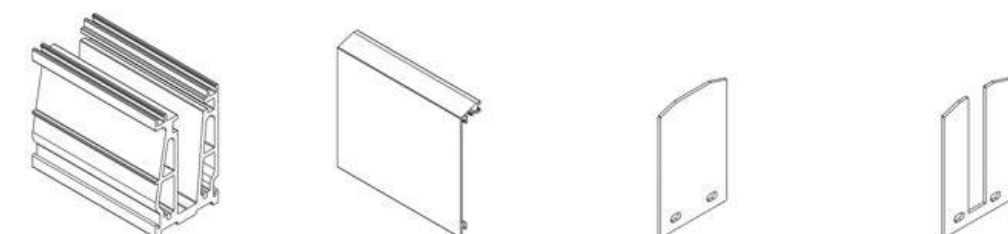


PR 04 BRC


PR 04 CV

PR 04 EC Bottom

PR 04 EC Slotted



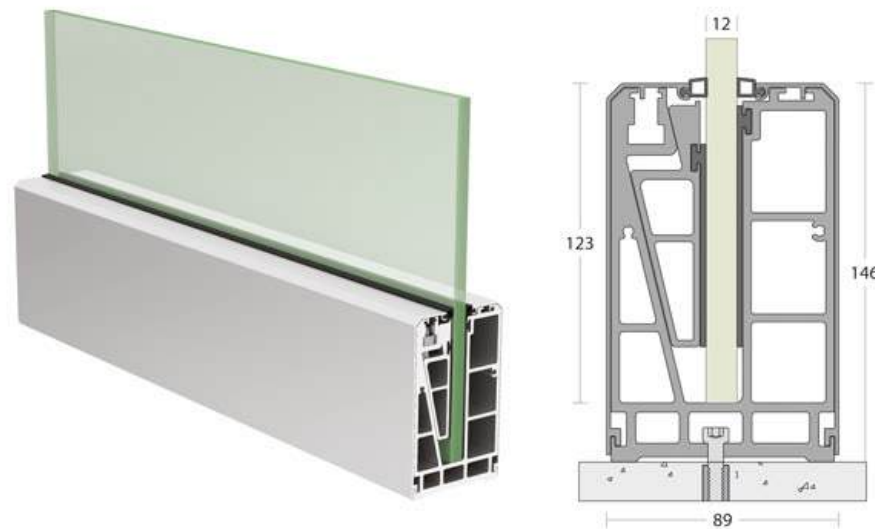
PR 05 BRC Bracket with Cover System



Prism Rail **PR 05 BRC** railing system is top mounted system. The brackets are anchored with the bolts.

The brackets are covered with cover profile in anodize, wooden and any other shade of powder-coating.

The system is compatible with glass of 12mm- 14mm thickness and 1200mm height. Frameless heavy design with high-strength.



PR 05 BRC

PR 05 CV

PR 05 EC Bottom

PR 05 EC Slotted



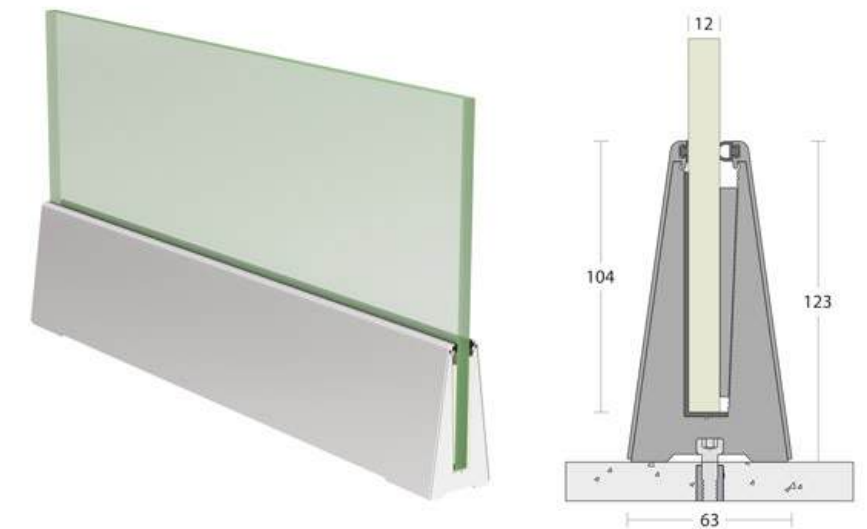
PR 06 BRC Bracket with Cover System



Prism Rail **PR 06 BRC** railing system is top mounted system. The brackets are anchored with the bolts.

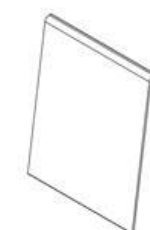
The brackets are covered with cover profile in anodize, wooden and any other shade of powder-coating.

The system is compatible with glass of 12mm thickness and 1000mm height. This system has arrow dynamic design and it helps railing for High strength.



PR 06 BRC

PR 06 CV



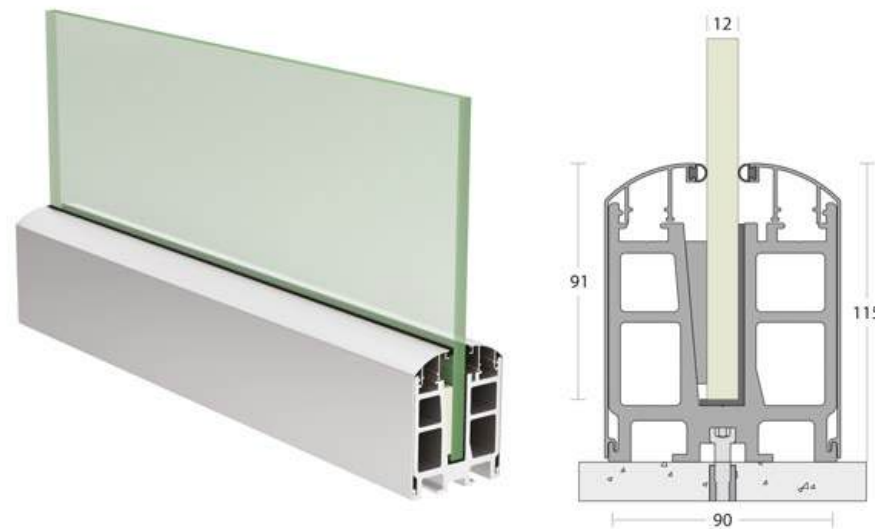
PR 07 BRC Bracket with Cover System



Prism Rail **PR 07 BRC** railing system is top mounted system. The brackets are anchored with the bolts.

The brackets are covered with cover profile in anodize, wooden and any other shade of powder-coating.

The system is compatible with glass of 12mm thickness and 1000mm height.

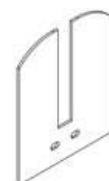
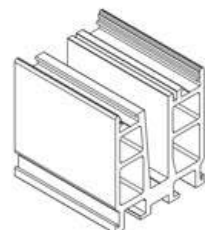


PR 07 BRC

PR 07 CV

PR 07 EC Bottom

PR 07 EC Slotted




PR 08 CP Continuous Profile



Prism Rail **PR 08 CP** railing system is continuous Aluminium Profile. The Profile is anchored with Bolts at Every 18 inches.

The profile is in anodize, wooden and any other shade of powder-coating Finish. The system is compatible with glass of 12mm thickness and 1000mm height.

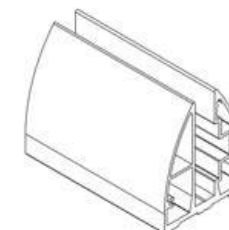
This Profile Comes in 16 or 12 Feet length. This system is widely uses all over the India and many other countries.



PR 08 CP

PR 08 EC Bottom

PR 08 EC Slotted




PR 09 CP Continuous Profile



Prism Rail **PR 09 CP** railing system is continuous aero-dynamic Aluminium Profile. The Profile is anchored with Bolts at Every 18 inches.

And lock the glass with Abs Packing. The profile is in anodize, wooden and any other shade of powder-coating Finish. The system is compatible with glass of 12mm thickness and 1000mm height.

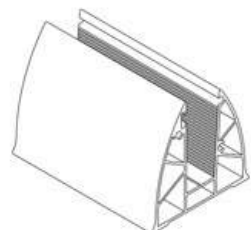
This Profile Comes in 16 or 12 Feet length.



PR 09 CP

PR 09 EC Bottom

PR 09 EC Slotted




PR 10 CP Continuous Profile



Prism rail **PR 10 CP** railing system is continuous Aluminium Profile. **PR 10 CP** is with curved edges with a stunning look. The Profile is anchored with Bolts at Every 18 inches.

And lock the glass with aluminium lock. The profile is in anodize, wooden and any other shade of powder-coating Finish. The system is compatible with glass of 12mm thickness and 1000mm height.

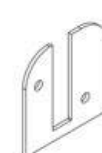
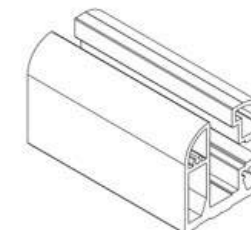
This Profile Comes in 16 Feet length.



PR 10 CP

PR 10 EC Bottom

PR 10 EC Slotted

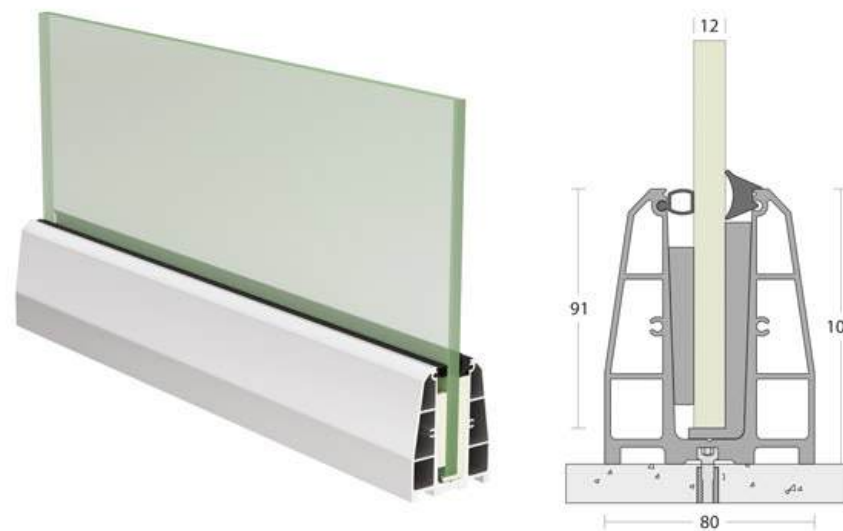


PR 11 CP Continuous Profile



Prism Rail **PR 11 CP** railing system is continuous Aluminium Profile. **PR 11 CP** is an outstanding solution for safety and stability. The Profile is anchored with Bolts at Every 18 inches. And lock the glass with Abs Packing. The profile is in anodize, wooden and any other shade of powder-coating Finish.

The system is compatible with glass of 12mm-15mm thickness and 1000mm height. This Profile Comes in 12 Feet length.



PR 11 CP

PR 11 EC Bottom

PR 11 EC Slotted




PR 12 CP Continuous Profile



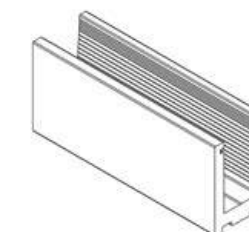
Prism Rail **PR 12 CP** railing system is continuous Aluminium Profile. **PR 12 CP** is slim with zero disturbance view.

The Profile is anchored with Bolts at Every 12 inches. And lock the glass with ABS Packing. The profile is in anodize, wooden and any other shade of powder-coating Finish.

The system is compatible with glass of 12mm thickness and 750-800 mm height. This Profile Comes in 16 Feet length.



PR 12 CP




PR 13 CP Continuous Profile



Prism Rail **PR 13 CP** railing system is continuous Aluminium Profile. **PR 13 CP** is easy to install, elegant and functional.

The Profile is anchored with Bolts at Every 12 inches. And lock the glass with ABS Packing. The profile is in anodize, wooden and any other shade of powder-coating Finish.

The system is compatible with glass of 12mm thickness and 900mm height. This Profile Comes in 16 Feet length.



PR 13 CP

PR 13 EC Bottom

PR 13 EC Slotted



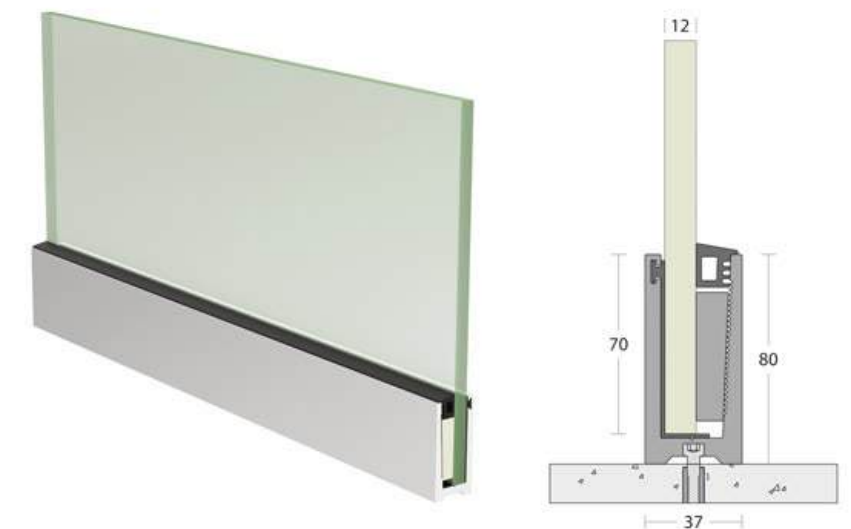
PR 14 CP Continuous Profile



Prism Rail **PR 14 CP** railing system is continuous Aluminium Profile. **PR 14 CP** is designed in a way to meet the needs and expectation of the site.

The Profile is anchored with Bolts at Every 18 inches. And lock the glass with Abs Packing. The profile is in anodize, wooden and any other shade of powder-coating Finish.

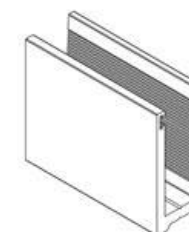
The system is compatible with glass of 12mm thickness and 1000mm height. This Profile Comes in 12 or 16 Feet length.



PR 14 CP

PR 14 EC Bottom

PR 14 EC Slotted




PR 15 CP Continuous Profile



Prism Rail **PR 15 CP** railing system is continuous Aluminium Profile. **PR 15 CP** is designed in a way to meet the needs and expectation of the site.

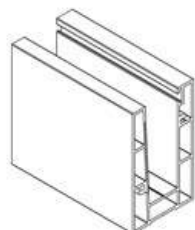
The Profile is anchored with Bolts at Every 18 inches. And lock the glass with ABS Packing. The profile is in anodize, wooden and any other shade of powder-coating Finish. The system is compatible with glass of 12mm thickness and 1000mm height. This Profile Comes in 12 or 16 Feet length.



PR 15 CP

PR 15 EC Bottom

PR 15 EC Slotted



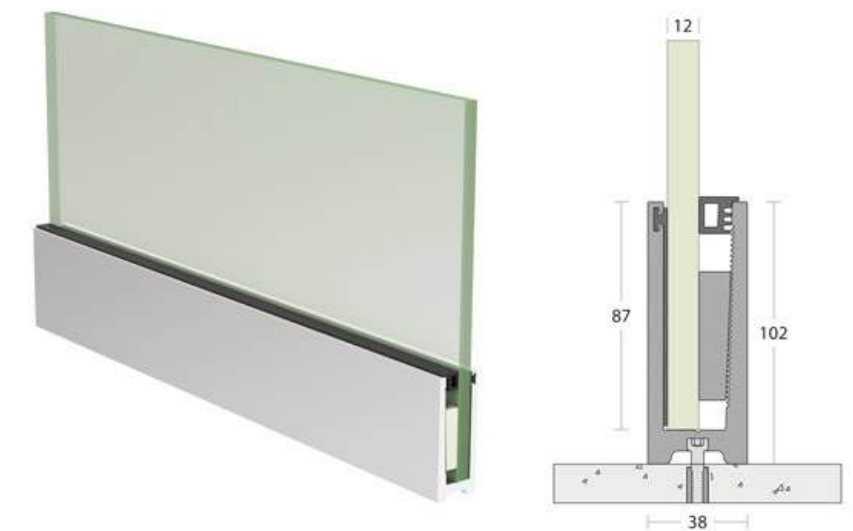
PR 16 CP Continuous Profile



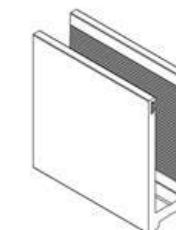
Prism Rail **PR 16 CP** railing system is continuous Aluminium Profile. Aesthetic Design, Easy installation.

The Profile is anchored with Bolts at Every 18 inches. And lock the glass with ABS Packing. The profile is in anodize, wooden and any other shade of powder-coating Finish.

The system is compatible with glass of 12mm thickness and 1000mm height. This Profile Comes in 16 Feet length.



PR 16 CP



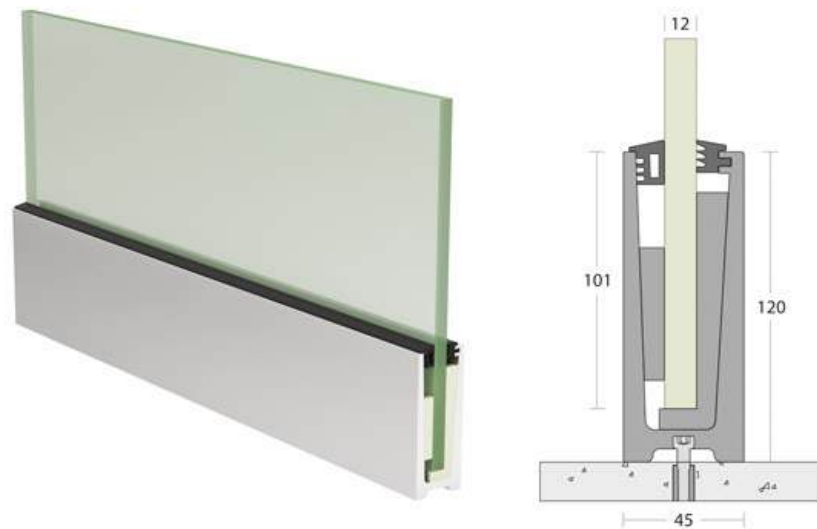
PR 17 CP Continuous Profile



Prism Rail **PR 17 CP** railing system is continuous Aluminium Profile. High strength, ultra Modern design, unlimited view.

The Profile is anchored with Bolts at Every 18 inches. And lock the glass with ABS Packing. The profile is in anodize, wooden and any other shade of powder-coating Finish.

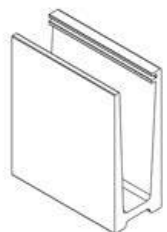
The system is compatible with glass of 12mm thickness and 1050mm height. This Profile Comes in 12 Feet length.



PR 17 CP

PR 17 EC Bottom

PR 17 EC Slotted



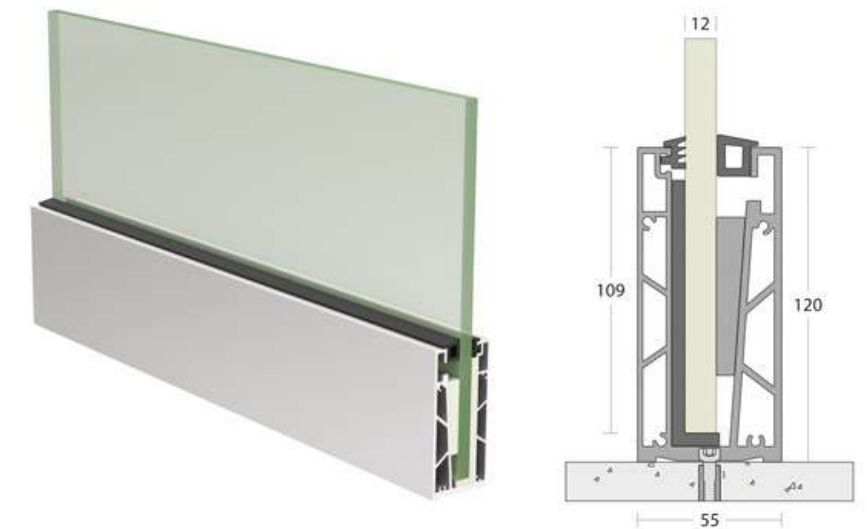
PR 18 CP Continuous Profile



Prism Rail **PR 18 CP** railing system is continuous Aluminium Profile. The system is commonly used in high-rise building, malls, shopping complex.

The Profile is anchored with Bolts at Every 18 inches. And lock the glass with ABS Packing. The profile is in anodize, wooden and any other shade of powder-coating Finish.

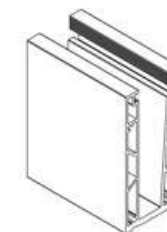
The system is compatible with glass of 12mm thickness and 1100mm height. This Profile Comes in 12 Feet length.



PR 18 CP

PR 18 EC Bottom

PR 18 EC Slotted



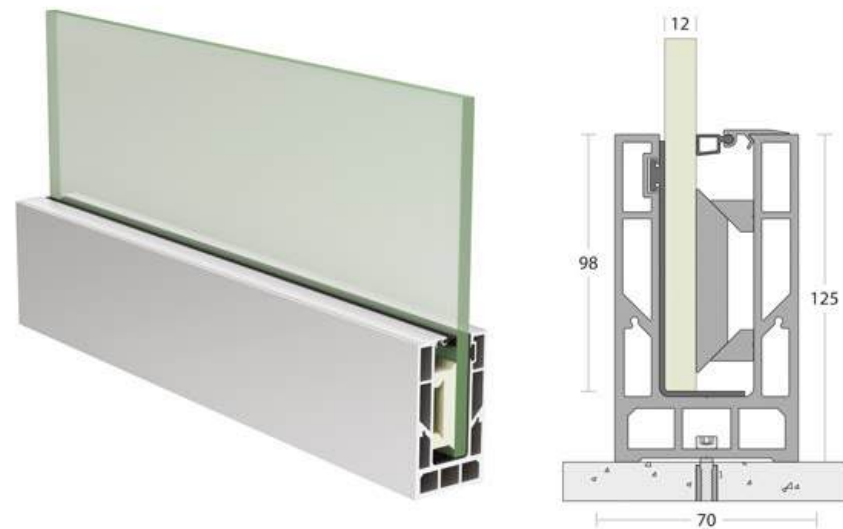
PR 19 CP Continuous Profile



Prism Rail **PR 19 CP** railing system is continuous Aluminium Profile. The Profile is anchored with Bolts at Every 18 inches. And lock the glass with Aluminium Locking system. The profile is in anodize, wooden and any other shade of powder-coating Finish.

The system is compatible with glass of 12mm-17mm thickness and 1200mm height. The system is commonly used in high-rise building, malls, shopping complex.

Highest strength among all the designs. This Profile Comes in 12 Feet length.



PR 19 CP

PR 19 CV Top

PR 19 EC Bottom

PR 19 EC Slotted



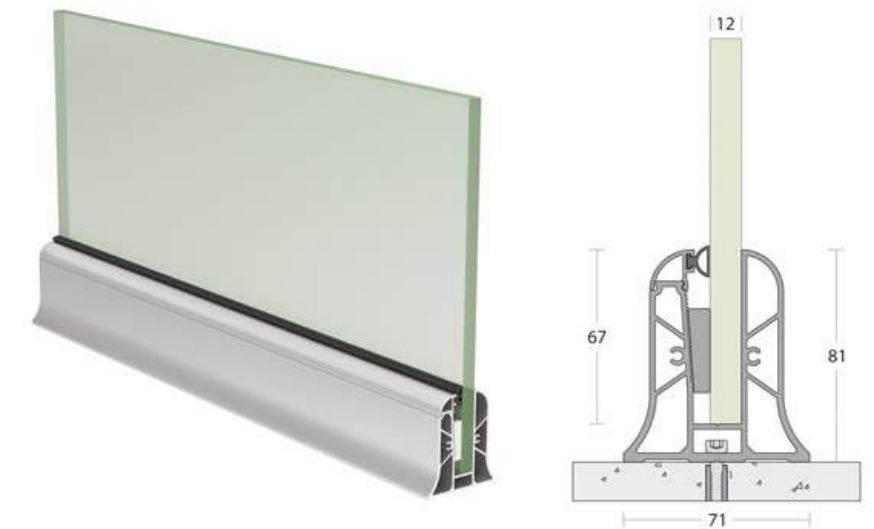
PR 20 CP Continuous Profile



Prism Rail **PR 20 CP** railing system is continuous Aluminium Profile. The Profile is anchored with Bolts at Every 18 inches. And lock the glass with ABS Packing.

The profile is in anodize, wooden and any other shade of powder-coating Finish. The system is compatible with glass of 12mm thickness and 1000mm height.

Innovative Turkish design, Dust-Free, Zero maintenance. This Profile Comes in 16 Feet length.

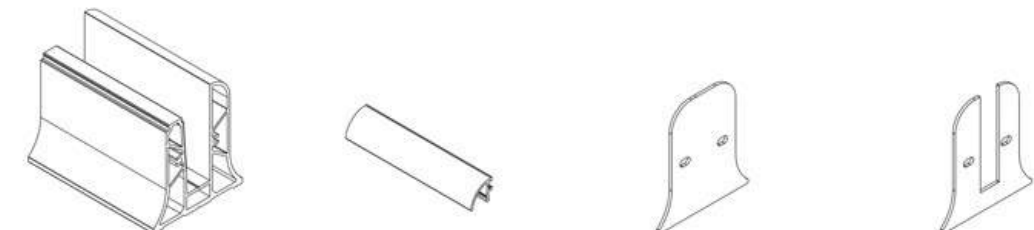


PR 20 CP

PR 20 CV Top

PR 20 EC Bottom

PR 20 EC Slotted



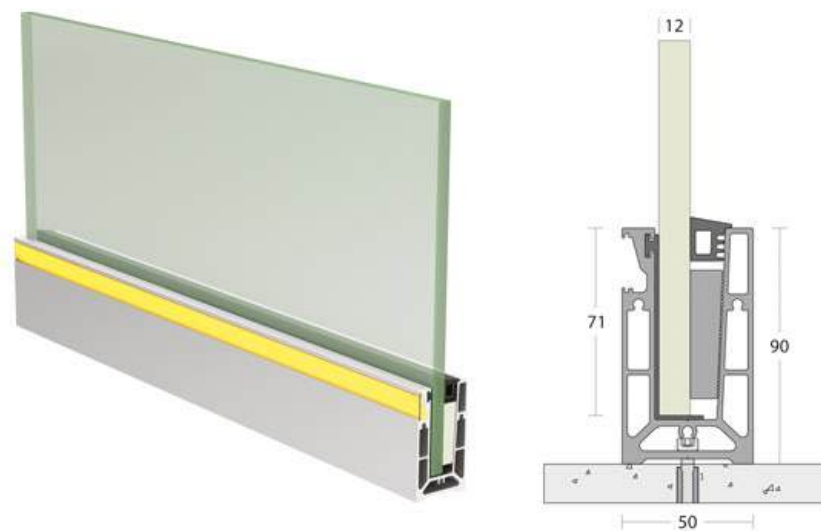
PR 21 CP LED Continuous Profile



Prism Rail **PR 21 CP LED** railing system is continuous Aluminium Profile. The Profile is anchored with Bolts at Every 18 inches. And lock the glass with ABS Packing and slot for Led Rope Light.

The profile is in anodize, wooden and any other shade of powder-coating Finish.

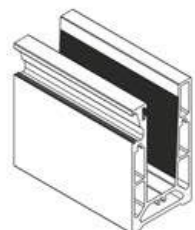
The system is compatible with glass of 12mm thickness and 1000mm height. Ultra modern Design With Led System. This Profile Comes in 16 Feet length.



PR 21 CP LED

PR 21 EC Bottom

PR 21 EC Slotted



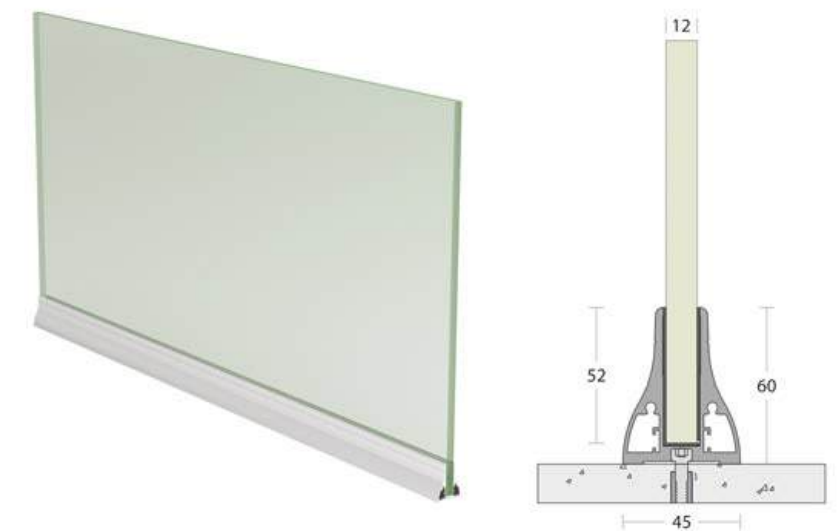
PR 22 CP Continuous Profile



Prism Rail **PR 22 CP** railing system is continuous Aluminium Profile. The Profile is anchored with Bolts at Every 18 inches. And lock the glass with ABS Packing.

The profile is in anodize, wooden and any other shade of powder-coating Finish.

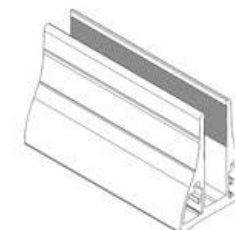
The system is compatible with glass of 12mm thickness and 800mm height. This Profile Comes in 16 Feet length.



PR 22 CP

PR 22 EC Bottom

PR 22 EC Slotted



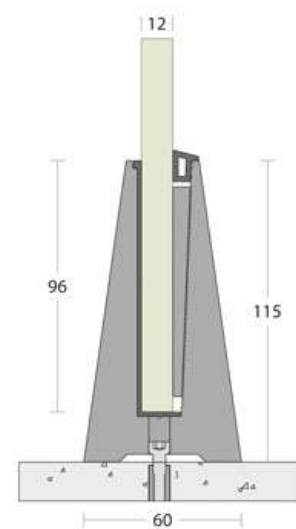
PR 23 BRT Brackets Profile



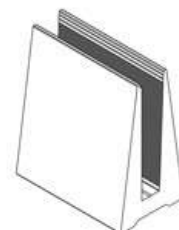
Prism Rail **PR 23 BRT** railing system is Bracket System. The Bracket is anchored with Bolts. The Bracket is in anodize, wooden and any other shade of powder-coating Finish.

The system is compatible with glass of 12mm thickness and 1000mm height. The bracket length is 55mm and must use 1 bracket / 2.5 Feet.

Aero-dynamic design, stunning look-zero maintenance.



PR 23 BRT



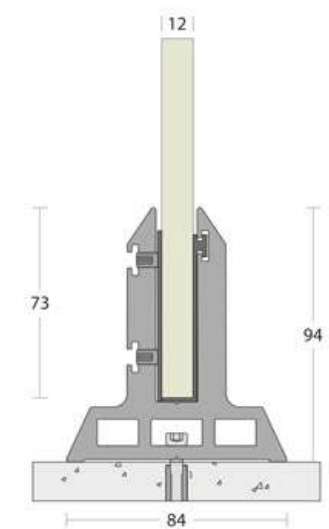
PR 24 BRT Brackets Profile



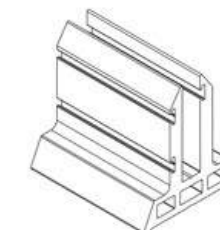
Prism Rail **PR 24 BRT** railing system is Bracket System. The Bracket is anchored with Bolts. The Bracket is in anodize, wooden and any other shade of powder-coating Finish.

The system is compatible with glass of 12mm thickness and 900mm height. Basic Design, Widely use, Commercial design, Best of its kind.

The bracket length is 65mm and must use 1 bracket / 2.5 Feet.



PR 24 BRT



PR 25 BRT Brackets Profile


PR 26 BRT Brackets Profile



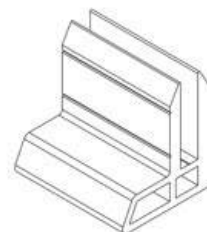
Prism Rail **PR 25 BRT** railing system is Bracket System. The Bracket is anchored with Bolts.

The Bracket is in anodize, wooden and any other shade of powder-coating Finish. The system is compatible with glass of 12mm thickness and 900mm height.

Morden, budget friendly. The bracket length is 65mm and must use 1 bracket / 2.5 Feet.



PR 25 BRT

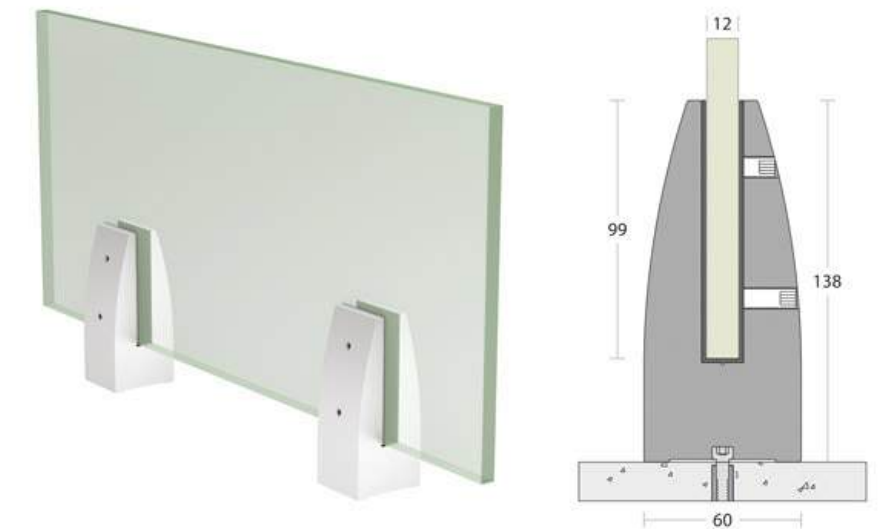


Prism Rail **PR 26 BRT** railing system is Bracket System. The Bracket is anchored with Bolts.

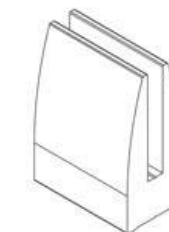
The Bracket is in anodize, wooden and any other shade of powder-coating Finish.

The system is compatible with glass of 12mm thickness and 1050mm height. Minimalist design, Highest strength, Turkish design.

The bracket length is 50mm and must use 1 bracket / 2.5 Feet.



PR 26 BRT



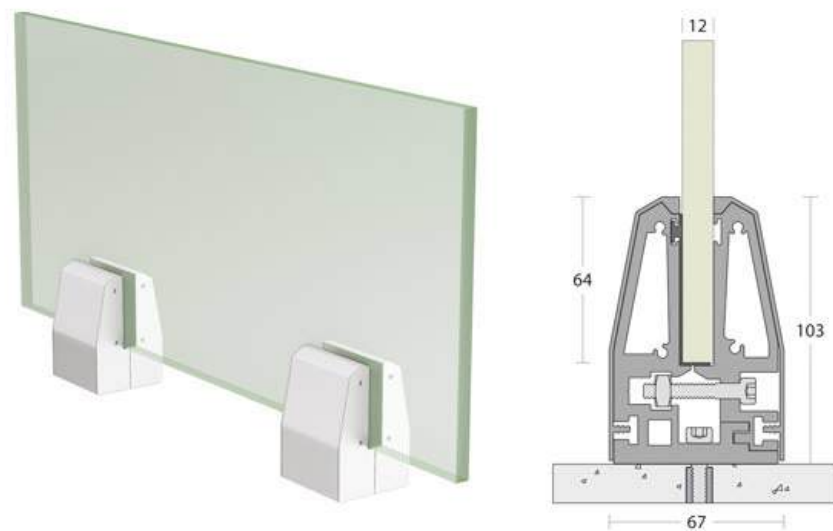
PR 27 BRT Brackets Profile



Prism Rail **PR 27 BRT** railing system is Bracket System. The Bracket is anchored with Bolts. The Bracket is in anodize, wooden and any other shade of powder-coating Finish.

The system is compatible with glass of 12mm thickness and 900mm height. Durable, Easy to clan.

The bracket length is 65mm and must use 1 bracket/ 2.5 Feet.



PR 27 BRT



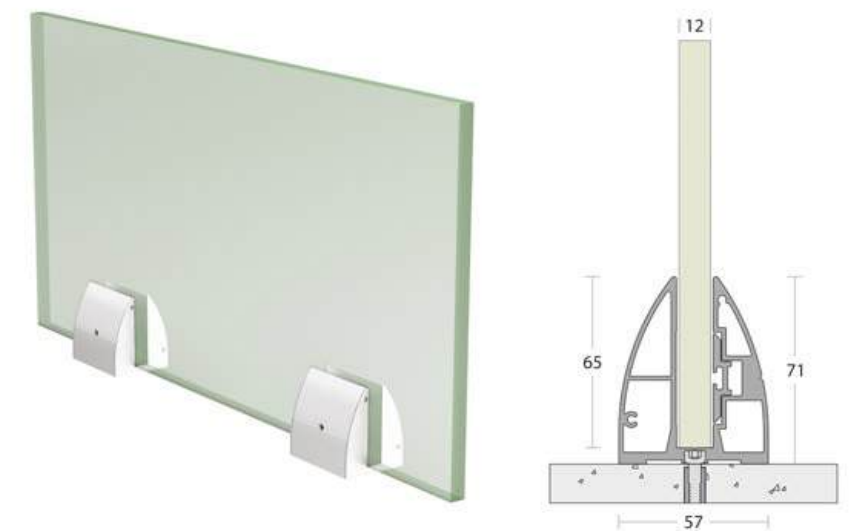
PR 28 BRT Brackets Profile



Prism Rail **PR 28 BRT** railing system is Bracket System. The Bracket is anchored with Bolts. The Bracket is in anodize, wooden and any other shade of powder-coating Finish.

The system is compatible with glass of 12mm thickness and 900mm height. Basic Design, low budget.

The bracket length is 3, 4, 6 Inches and must use 1 bracket/ 2.5 Feet.



PR 28 BRT



PR 29 BRT Brackets Profile




Prism Rail **PR 29 BRT** railing system is Bracket System. The Bracket is anchored with Bolts.

The Bracket is in anodize, wooden and any other shade of powder-coating Finish.

The system is compatible with glass of 12mm thickness and 900mm height. Basic Design, Low Budget.

The bracket length is 3, 4, 6 Inches and must use 1 bracket / 2.5 Feet.



PR 29 BRT



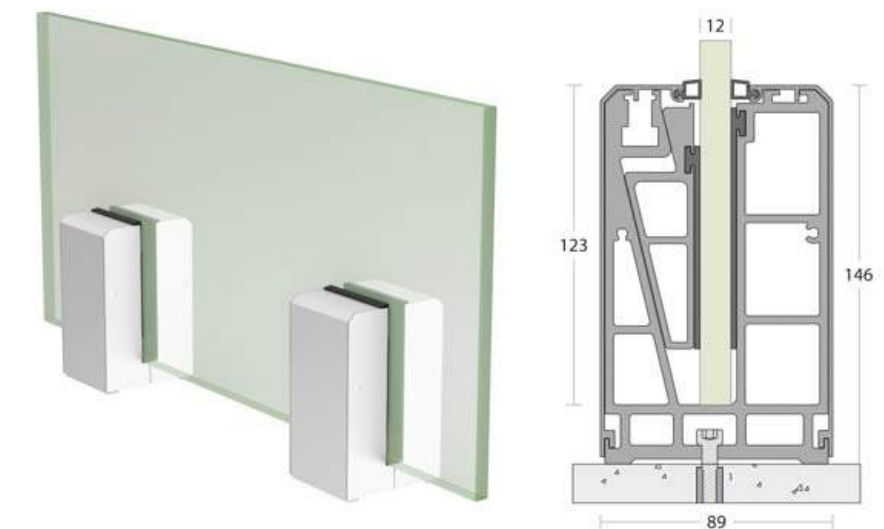
PR 30 BRT Brackets Profile



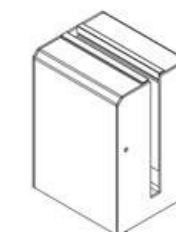
Prism Rail **PR 30 BRT** railing system is Bracket System. The Bracket is anchored with Bolts.

The Bracket is in anodize, wooden and any other shade of powder-coating Finish. The system is compatible with glass of 12mm thickness and 1000mm height. High Strength, Suitable for long railing.

The bracket length is 70mm and must use 1 bracket / 2.5 Feet.



PR 30 BRT



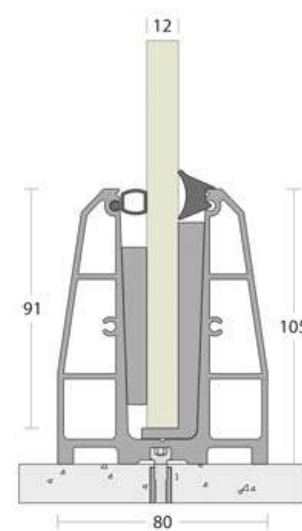
PR 31 BRT Brackets Profile



Prism Rail **PR 31 BRT** railing system is Bracket System. The Bracket is anchored with Bolts. The Bracket is in anodize, wooden and any other shade of powder-coating Finish.

The system is compatible with glass of 12mm to 13.5mm thickness and 1000mm height. Aerodynamic Design, Dust Proof.

The bracket length is 70mm and must use 1 bracket/2.5 Feet.



PR 31 BRT



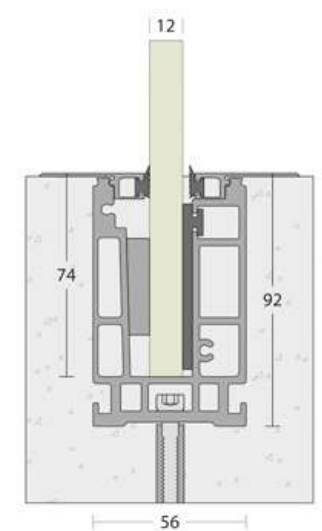

PR 32 CP-C Continuous Conceal Profile



Prism Rail **PR 32 CP-C** railing system is continue profile. The profile is anchored with Bolts at every 18 inches.

The Profile is in anodize, wooden and any other shade of powder-coating Finish. The system is compatible with glass of 12mm thickness and 1000mm height.

Classic Design, Seamless view.

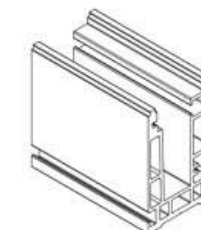


PR 32 CP-C

PR 32 CV Top

PR 32 EC Bottom

PR 32 EC Slotted



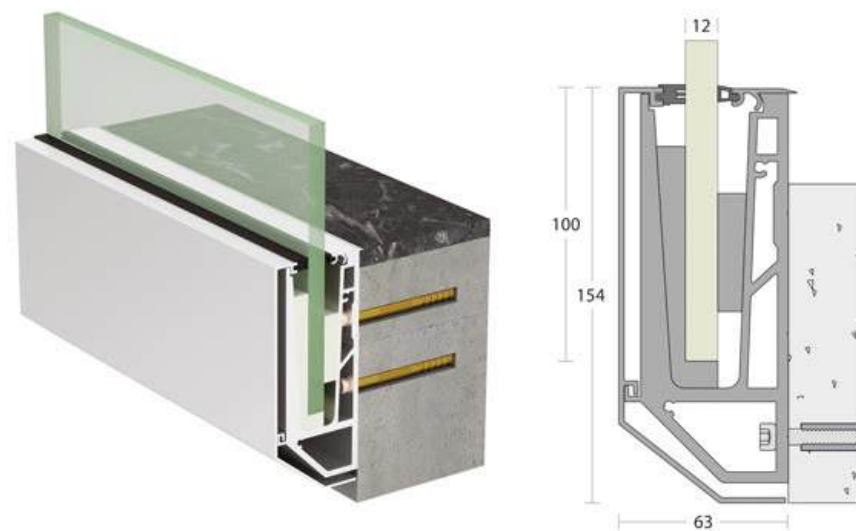
PR 33 SD Continuous Side Mount Profile



Prism Rail **PR 33 SD** railing system is continuous Aluminium Profile. The system is commonly used in high-rise building, malls, shopping complex.

The System is Side mounting fascia design. The Profile is anchored with 2 Bolts at Every 12 inches. And lock the glass with ABS Packing.

The profile is in anodize, wooden and any other shade of powder-coating Finish. The system is compatible with glass of 12mm thickness and 950mm height.



PR 33 SD

PR 33 CV

PR 33 CV Top

PR 33 EC Bottom

PR 33 EC Slotted



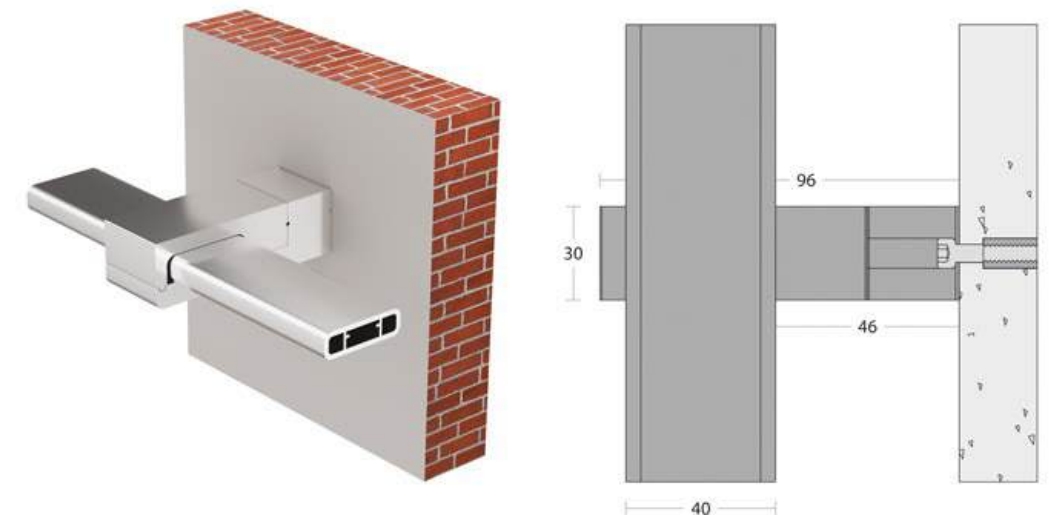
PR 34 SD Wall Mounting Handrail System



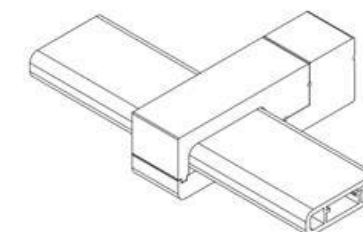
Prism Rail **PR 34 SD CP** railing system is continuous Aluminium Profile. The system is commonly used in the stairs.

The bracket is anchored with Bolts at Every 3 Feet.

The profile is in anodize, wooden and any other shade of powder-coating Finish.



PR 34 SD



Hand Rails



PR HR - 42




PR HR - 50



PR HR - 65




PR HR - 2525



PR HR - 4040



PR HR - 5050



PR HR - 6040



PR HR - 6444



PR HR - 8238


Hand Rails



PR HR - 3135



PR HR - 7135 LED



PR HR - 7030




PR HR - 7039



PR HR - 6540



PR HR - 5040



PR HR - 5530



PR HR - 3641



PR HR - 2017



SHREENATH ENTERPRISE

Aluminium & SS Glass Railing System & Accessories

Atlas Ind. Area, Plot No. 40, Nr. Maldhari Railway Crossing,
Opp. Krishna Park Hotel, Gondal Road, NH 27, KOTHARIA,
Dist. RAJKOT (Gujarat) INDIA.

Email : prismrail.rajkot@gmail.com Web : www.prismrail.com

